PHOTO OF THE MONTH

Social Media Activity Challenge: Families posted 34 videos and 4 pictures of their children doing activities seen on F5 media pages!

FIRST 5 MADERA COUNTY
Talk. Read. Sing.®
It Changes Everything.

FIRST 5 20 YEARS
OUR KIDS OUR FUTURE

Agenda

Wednesday, August 5, 2020
8:00 a.m. – 10:00 a.m.
Meeting Conducted Virtually
Log-In Information is Below

REASONABLE ACCOMMODATIONS FOR ANY INDIVIDUAL WITH A DISABILITY. Pursuant to the Rehabilitation Act of 1973 and the Americans with Disability Act of 1990, any meeting or function of the Madera County Children and Families Commission, may request assistance, by contacting the Madera County Children and Families Commission, 525 E. Yosemite Avenue, Madera, CA 93638 – telephone 559-661-5155.

SPECIAL NOTICE REGARDING PUBLIC PARTICIPATION DUE TO COVID-19

Given the current Shelter-in-Place Order covering the State of California and the Social Distance Guidelines issued by Federal, State, and Local Authorities, First 5 is implementing the following changes for attendance and public comment at all First 5 meetings until notified otherwise. First 5 facilities will not be open to the public. Any member of the First 5 Commission may participate from a remote location by teleconference. The First 5 meeting will be accessible via live-streaming online to all members of the public on August 5th at:

https://us02web.zoom.us/j/85849208783
Meeting ID: 858 4920 8783
One tap mobile
+16699006833,,85849208783# US (San Jose)
+13462487799,,85849208783# US (Houston)
Dial by your location
+1 669 900 6833 US (San Jose)
+1 346 248 7799 US (Houston)
+1 253 215 8782 US (Tacoma)
+1 312 626 6799 US (Chicago)
+1 929 205 6099 US (New York)
+1 301 715 8592 US (Germantown)

WRITTEN COMMENTS. If you wish to address any item listed on the Agenda by written comment, please submit comments in writing to Erika Wright by mail or email. Written comments must be received no later than one hour prior to the start of the meeting. All comments will be included as part of the administrative record.

E-MAIL: Email your comments to: ewright@first5madera.net MAIL:
Mail comments to: 525 E. Yosemite Ave., Madera, CA 93638

For all written comments please provide: Meeting Date - Agenda Item Number - Name - Comment (please limit to 300 words or 3 minutes). Please submit a separate responses for each item you are

commenting on. Any portion of your comment extending past three (3) minutes may not be read aloud due to time restrictions, but will be made part of the record of proceedings. Please be aware that any public comments received that do not specify a particular agenda item will be read aloud during the general public comment portion of the agenda. If a written comment is received less than one hour before the start of the meeting, efforts will be made to read the comment into the record. However, staff cannot guarantee that written comments received less than one hour before will be read. All written comments that are not read into the record will be made part of the record of proceedings, provided that such comments are received prior to the end of the First 5 meeting.

Verbal Comments. If you wish to speak to the Commission on the item by telephone, you must contact Erika Wright at (559) 831-1745 or by email at ewright@first5madera.net no later than one hour prior to the start of the meeting. You will be asked to provide your name, phone number, and email address. You will be emailed detailed instructions on how to participate verbally via Zoom. You will be placed on mute until we get to the public comment portion of the item you have requested to address. At this point you will be unmuted. You will be able to speak to the Commission for up to three (3) minutes.

Noticed Public Hearings: For noticed public hearings, all public comments must be received by the close of the public hearing period. All written comments received by the close of the public hearing period will be read aloud by a staff member during the applicable agenda item, provided that such comments may be read within three (3) minutes allotted to each speaker. Any portion of your comment extending past three (3) minutes may not be read aloud due to time restrictions, but will be included in the record of proceedings. If a comment on a public hearing item is received after the close of the public hearing, such comment will be treated like a general public comment and made part of the record of proceedings, provided that such comment is received prior to the end of the meeting.

1.0 CALL TO ORDER [Max Rodriguez, Chair]

2.0 CONSENT AGENDA (ACTION) [Max Rodriguez, Chair]

- 2.1 Adoption of Commission Agenda
- 2.2 Consideration of June 3, 2020 Minutes
- 2.3 Consideration of May Financials

3.0 PUBLIC COMMENT [Max Rodriguez, Chair]

This time is offered for the public wishing to address the Commission on matters NOT listed on the agenda. Commission members may listen but not discuss matters not on the agenda.

4.0 PUBLIC HEARING TO ACCEPT THE FIRST 5 2018-2019 ANNUAL REPORT [Hub Walsh, WCW Solutions, Inc.]

The Commission will hold a public hearing to accept the 2018-2019 First 5 California Annual Report (ACTION).

5.0 REVIEW OF THE 2020-2024 FIRST 5 MADERA COUNTY STRATEGIC PLAN [Erika Wright, FRC Manager]

The Commission will review the current First 5 Madera County Strategic Plan adopted in June of 2019 (DISCUSSION).

6.0 CONSIDERATION OF THE FIRST 5 MADERA COUNTY CONFLICT OF INTEREST POLICY [Jessica Mejorado, First 5 Counsel]

The Commission will review the First 5 Madera County Conflict of Interest Policy (ACTION).

7.0 CONSIDERATION OF UPDATES TO COMMISSION MEMBERSHIP [Jessica Mejorado, First 5 Counsel]

The Commission will consider the First 5 Madera County policy update for Commission Membership (ACTION).

8.0 CONSIDERATION OF COMMISSIONER REIMBURSEMENT POLICY [Jessica Mejorado, First 5 Counsel]

The Commission will consider and approve the Commissioner Reimbursement Policy, to be added to the First 5 Madera County Handbook (ACTION).

9.0 CONSIDERATION OF UPDATES TO FIRST 5 MADERA COUNTY CONTRACT FRAMEWORK [Xochitl Villasenor, Program Manager]

The Commission will consider and approve the recommendations from Counsel regarding contracting frameworks (ACTION).

10.0 REPORT AND DISCUSSION RELATED TO EXECUTIVE DIRECTOR RECRUITMENT [Executive Director Ad Hoc Committee]

11.0 STAFF UPDATES [First 5 Staff]

12.0 ED/WCW UPDATES [Hub Walsh, WCW Solutions, Inc.]

13.0 COMMISSION UPDATES [Max Rodriguez, Chair]

The Commission will offer relevant updates from their agencies and/or the community, as well as offer suggestions for agenda items to include for the next meeting.

14.0 NEXT MEETING [Max Rodriguez, Chair]

15.0 ADJOURNMENT [Max Rodriguez, Chair]

First 5 distributes monthly Agendas electronically. Please forward your email address to Anali Manzano at amanzano@first5madera.net to be added to the list.

Minutes

First 5 Madera County

Wednesday, June 3, 2020
8:00 a.m. – 11:00 a.m.

https://us02web.zoom.us/j/85849208783
Meeting ID: 858 4920 8783

One tap mobile
+16699006833,,85849208783# US (San Jose)
+13462487799,,85849208783# US (Houston)

First 5 Family Resource Center
525 E. Yosemite Ave.
Madera, CA 93637

Present:	Max Rodriguez, Chair	Board of Supervisors
	Linda Bresee	Community Representative -Unincorporated Valley Area
	Cecilia A. Massetti, Ed. D	Superintendent of Schools
	Nina Zarucchi-Mize	Community Representative – City of Chowchilla
	Sara Bosse	Department of Public Health
	Karen V. Wynn, Ph. D, Vice-Chair	Community Representative- Mountain Area
	Deborah Martinez	Department of Social Services
	Yolanda Contreras	Community Representative – Greater City of Madera Area
Absent:	Dr. Aftab Naz, Secretary	Pediatrician
Staff:	Erika Wright	FRC Manager
	Anali Manzano	Operations Officer
	Diane Sandoval	Special Projects Manager
	Yosimi Santoyo	Chowchilla FRC Coordinator
	Xochitl Villaseñor	Program Manager
	Marcela Zuniga	Program Officer –Evaluations
	Yosimi Santoyo	Chowchilla FRC Coordinator
	Charisa	ECE
	Lucero Cruz	Family Advocate
	Jolivette	Case Manager
Public:	Jessica Mejorado	Lozano Smith Attorneys at Law
	Regina Geraldo	Lozano Smith Attorneys at Law
	Nick Andrade	Price Paige & Company
	Hub Walsh	WCW Solutions
	Susan Walsh	WCW Solutions
	Steve Cassady	WCW Solutions

1. 0 CALL TO ORDER

The Commission meeting was called to order by Commission Chair, Max Rodriguez, at 8:05 a.m.

2.0 CONSENT AGENDA

Motion to adopt the Consent Agenda as presented. M/S by Commissioners Massetti and Martinez. Motion carried.

Ayes: Zarucchi-Mize, Bresee, Bosse, Martinez, Massetti, Wynn, Rodriguez, Contreras
Noes: None
Abstain: None
Recused: None
Absent: Naz

E. Wright reported no requests for public comments on item 2.0.

3.0 PUBLIC COMMENT

No public comments requests on Item 3.0

4.0 CONSIDERATION OF 2020-2021 First 5 BUDGET DOCUMENT

H. Walsh presented the 2020-2021 First 5 Budget, which reflects the current revenues, investments, and reserves.

The significant changes to the budget are as follows:

- Deputy Director's position was deleted from the budget.
- Legal services line was increased to reflect the current trend.
- Deferred Maintenance line was increased reflecting carry-over from last year.
- Due to past practice, a 2.5% COLA was included in the budget. However, staff does not recommend adoption due to the current state budget.

Commissioner Martinez asked if a COLA was given to staff in the last two years. Commissioner Massetti noted a two-year agreement for a 2.5% COLA.

Commissioner Martinez commented that she is concerned with giving a COLA during these troubling times. H. Walsh iterated staff is not recommending approval of the budget with the COLA included.

Commissioner Zarucchi-Mize asked legal counsel that since this is included in the budget, does that indicate that the Commission is bound to give the COLA. Does the COLA have to be deleted from the budget and the budget brought back to the Commission? J. Mejorado responded that a budget item does not necessarily mean that it will be expended; it only means that it is allocated if it is needed.

Commissioner Rodriguez asked if they can approve the budget without the COLA. J. Mejorado responded that the Commission could do that.

Motion to approve the 2020-2021 proposed budget with the removal of the 2.5 COLA. The 2.5 COLA money would be a move to the reserves so that the funds can be available for programming. M/S by Commissioners Massetti and Bresee. Motion carried.

Ayes: Zarucchi-Mize, Bresee, Bosse, Martinez, Massetti, Wynn, Rodriguez, Contreras
Noes: None
Abstain: None
Recused: None
Absent: Naz

E. Wright reported no requests for public comments on Item 4.0.

5.0 CONSIDERATION OF SIGNATURE AUTHORITY FOR WCW SOLUTIONS, INC.

J. Mejorado commented that this is a clarification item. In many agencies, contract approval authority is given to specific individuals limited to certain amounts. WCW has administrative power on day-to-day items. It is not clear if WCW can enter into agreements with other agencies.

J. Mejorado commented that in April 2020, First 5 and WCW Solutions, Inc. (WCW) entered into a contract to provide institutional management and organization services after the resignation of the Executive Director and performed the day-to-day task of managing First 5 facilities, finances, and staff. The Executive Director of First 5 would ordinarily complete such tasks, WCW also signs payroll records and various correspondence for First 5. However, First 5 also has contracts with 3rd parties that must be approved and signed. The question is whether WCW has the authority to sign such agreements on behalf of First 5.

Government agencies may authorize administrative staff or another agency to approve and sign contracts with vendors or other 3rd parties. This authority is separate and distinct from purely administrative signatures authorizing payroll or other such internal functions. The Commission may have previously granted the Executive Director such authority, but WCW has been unable to verify any such authority.

Legal counsel recommends the following options:

1. Authorize WCW to approve and sign all contracts regardless of the contract amount, and require all approved/signed contracts to be communicated to the Commission at the next available Commission meeting.
2. Authorize WCW to approve and sign contracts up to a certain monetary threshold and require all approved/signed contracts to be communicated to the Commission at the next available meeting. The Commission must approve all contracts above the threshold before being signed by WCW.
3. Require the Commission to approve all contacts, and WCW may sign following approval.

Commissioner Bresee recommended giving WCW limited signature authority to sign. She recommended clearly defining the types of documentation they can sign.

Commissioner Massetti asked what types of contracts require signatures. H. Walsh commented that the contracts that are pending clarification of whether WCW can sign or not are the IMPACT grant, AmeriCorps contracts with DSS. He would appreciate the clarification. Commissioner Martinez commented that she recommends that WCW can sign continuing contracts that have been previously approved by the Commission. Contracts that are new and are above a certain threshold should be taken to the Commission.

S. Walsh commented that WCW would like to know who would sign the contracts over the threshold. H. Walsh commented that regardless of the limit the Commission sets, WCW would inform the Commission of any contracts signed by WCW.

Commissioner Rodriguez commented that he would be available to sign any needed documentation.

Commissioner Massetti recommended setting a threshold amount to avoid losing any funding. J. Mejorado commented that the Commission needs to focus on who has the authority to approve and then decided who can physically
sign the documents.

Commissioner Bresee asked what happens if the person who has the authority is not available. J. Mejorado commented that she recommends giving the authority to WCW to sign because they are more likely to be present to sign. Providing authority to accept is a different question.

J. Mejorado commented that the question is whether WCW has the authority to sign on behalf of First 5 Madera County. It needs to be clear that WCW has the authority to bind First 5 in contract with 3rd party agencies. She agrees to set a threshold and have WCW report to the Commission what contracts have been signed on the Commission's behalf.

Commissioner Wynn asked if staff can update as to what is being approved by WCW. J. Mejorado responded that staff could update as long no one is discussing the information. Commissioner Wynn commented that she would favor giving WCW authority if they can provide weekly updates of what is being signed. S. Cassady responded that WCW could deliver those updates.

Motion to approve WCW as the binding agent for First 5 Commission with a cap of $25,000. Commission Chairman, Max Rodriguez will sign anything over the cap amount. Contracts signed or agreements made will be updated to the Commission on Thursdays via a weekly report or as needed. M/S by Commissioners Wynn and Bresee. Motion carried.

E. Wright reported no requests for public comments on Item 5.0.

Ayes: Zarucchi-Mize, Bresee, Bosse, Martinez, Massetti, Wynn, Rodriguez, Contreras

Noes: None
Abstain: None
Recused: None
Absent: Naz

6.0 CONSIDERATION OF COMMISSION REPRESENTATION AREAS

J. Mejorado commented that earlier this year, it was discovered that not all areas of Madera County had the opportunity to be represented on the Commission. The solution to this was to amend the Bylaws and substitute Board of Supervisor Districts in those positions. District 1, 2, 3, and 4 would be represented by one seat and district 5 with another seat. Legal counsel reviewed the issue, and it seems to be more complicated. Since the County Code operates before the Bylaws. County Code states that there has to be one representative for the "Chowchilla/Fairmead area (US Postal Code 93610), (ii) represent the city of Madera, (iii) represent the unincorporated valley are, and (iv) represent unincorporated Eastern Madera County."

J. Mejorado commented that to "fix" the issue the bylaws, and or the ordinance would have to be updated and would have to match with the guidelines in the Health and Safety Code section of the State law that regulates First 5. The Commission, as currently constructed, is out of compliance with the bylaws and the County Code. Legal counsel recommends the following.

1. No change

The county code is specific about the language of representation of the four areas, but "represent" is not clearly defined. We are assuming that it means that the person has to live in the area represented. The Commission can interpret "represent" how a person does not necessarily have to live there but has to "represent" the designated area.

2. Submit a request to the Board of Supervisors that the requirement is modified.
3. Submit a request to the Board of Supervisor that the requirement is removed.

Commissioner Bresee asked if the County Code specifically states "Community Representative" or just "representative" J. Mejorado responded that neither the bylaws nor County ordinance state "Community Representative." They both state "Representative," which is loose for interpretation.

Commissioner Bresee commented that it would be best to take option one and do not make any changes. J. Mejorado commented that she recommends the Commission clean the language to the County Code and Bylaws so that the language matches both.

Motion to leave this item as it stands and update the Bylaws to match the County Code. M/S by Commissioners Bresee and Zarucchi-Mize. Motion carried.

Ayes: Zarucchi-Mize, Bresee, Bosse, Martinez, Massetti, Wynn, Rodriguez, Contreras
Noes: None
Abstain: None
Recused: None
Absent: Naz

E. Wright reported no requests for public comments on item 6.0.

7.0 CONSIDERATION OF COMMISSIONER REAPPOINTMENT TO FULFILL THE PEDIATRIC REPRESENTATION

According to Commission Bylaws, a Commissioner is appointed for a three (3) year term and may petition for reappointment upon the expiration of the term. As of June 30, 2020, the terms of Commissioner Aftab Naz, M.D., the pediatric representative, is due to expire. Commissioner Naz stated to the Commission his interest in reappointment.

Reappointments approved by the Commission will move forward to the Madera County Board of Supervisors for ratification, establishing a new three (3) year term to expire June 30, 2023.

Motion to approve the reappointment of Commissioner Naz. M/S by Commissioners Massetti and Martinez. Motion carried.

E. Wright reported no requests for public comments on Item 7.0.

Ayes: Zarucchi-Mize, Bresee, Bosse, Martinez, Massetti, Wynn, Rodriguez, Contreras
Noes: None
Abstain: None
Recused: None
Absent: Naz

Commissioner Contreras left the meeting at 9:00 a.m.

8.0 CONSIDERATION OF 2020-2021 STANDING OFFICERS AND COMMITTEE COMPOSITION

According to First 5 Madera County Bylaws, the Commission will develop a slate of standing committee members to serve July through June each year. Commissioners were given a survey to state their interest in serving as an office and preferred participation on a standing committee.

This agenda item aims to establish a slate of officers and standing committee composition for FY 2020-2021. The Staffing and Operations Committee convened on May 19, 2020, to consider the preferences of each Commissioner to serve. The committee recommends the proposed slate of officers and standing committee composition:

Executive Committee:
Chairman- Supervisor, Max Rodriguez
Vice-Chairman – Karen Wynn, Ph.D.
Secretary – Aftab Naz, M.D.

Programs and Grants Award Committee:
Deborah Martinez
Karen Wynn, Ph.D.
Nina Zarucchi-Mize

Staffing and Operations Committee:
Sara Bosse
Linda Bresee
Karen Wynn, Ph.D.

Motion to approve the slate of officers as recommended by the SOC. M/S by Commissioners Bresee and Bosse. Motion carried.

E. Wright reported no requests for public comments on Item 8.0.

Ayes: Zarucchi-Mize, Bresee, Bosse, Martinez, Massetti, Wynn, Rodriguez
Noes: None
Abstain: None
Recused: None
Absent: Naz, Contreras

9.0 CONSIDERATION OF ENTERING INTO A LEASE AGREEMENT WITH COMMUNITY ACTION PARTNERSHIP OF KERN COUNTY

E. Wright presented renewal Lease Agreement No. 7 for the Commission's consideration.

The Community Action Partnership- Migrant Child Care program has co-located at the Madera FRC to provide child care services for migrant families that travel throughout the valley according to the crop and season. Their current lease agreement is due to expire on June 30, 2020.

Staff sought approval of the renewal of Lease agreement No. 7 with the Community Action Partnership of Kern County – Migrant Child Care Program; Lease Agreement for three (3) years, effective July 1, 2020 –June 30, 2023, with a monthly lease amount of $617.24. All terms and conditions remain the same.

If approved, this rental agreement will yield $22,220.64 in rent revenue for the Madera FRC over the next 36 months.

Motion to approve the renewal of Lease Agreement No. 7, effective July 1, 2020 –June 30, 2023. M/S by Commissioners Martinez and Bosse. Motion carried.

E. Wright reported no requests for public comments on Item 9.0.

Ayes: Zarucchi-Mize, Bresee, Bosse, Martinez, Massetti, Wynn, Rodriguez
Noes: None
Abstain: None
Recused: None
Absent: Naz, Contreras

10.0 CONSIDERATION OF UNANTICIPATED REVENUES FROM CALIFORNIA FAMILY RESOURCE ASSOCIATION

E. Wright presented for the Commission's acceptance of unanticipated grant funds to support FRC families and foster youth.

E. Wright commented that On April 29, the California Family Resource Association (CFRA) announced a partnership with the state Office of Child Abuse Prevention (OCAP) to provide $2.8M in emergency relief funds for Family Resource Center (FRCs) to respond to COVID-19. The fund's purpose is to support FRCs to offer emergency services and supplies to children and families most at need and as soon as possible.

First 5 staff submitted the grant application on May 4, 2020, in coordination with DSS and CASA. Staff was notified of an award of $36,405.20 on May 14, 2020. The grant will be utilized to provide the following to foster youth, to be distributed through DSS and CASA:

- Developmentally-appropriate toys and activity supplies for children 0-12 years old.
- Amazon gift cards to purchase additional educational items as needed.
- Gift certificates for hands-on learning opportunities when the shelter-in-place opens up (i.e., Fossil Discovery Museum, Chaffee Zoo, etc.)

First 5's distribution method to FRC families will be by issuing $75.00 grocery gift cards to all families that currently do not qualify for P-ebt benefits and $75.00 Lakeshore gift cards to those families already receiving food assistance through P-ebt. In this way, First 5 is hoping to alleviate food insecurities in the home for those that have immediate needs and provide educational materials for the families that are food secure.

If approved, Madera County will receive additional unanticipated revenues to support FRC families and foster youth in the sum of $36,405.20. These funds will be added to the 2029-2020 budget document and used to purchase materials and gift cards.

Motion to receive unanticipated funds for $36,405.20 to support foster youth and FRC families. M/S by Commissioners Zarucchi-Mize and Bosse. Motion carried.

Commissioner Wynn asked for clarification as to what services will be provided for foster kids. Commissioner Martinez responded that a lot of the items provided to foster children would be STEM activities. A total of $92.00 per child. She added that this grant is direct service only. First 5 nor DSS will receive any money for administering the grant.

E. Wright reported no requests for public comments on Item 10.0.

Ayes: Zarucchi-Mize, Bresee, Bosse, Martinez, Massetti, Wynn, Rodriguez
Noes: None
Abstain: Wynn
Recused: None
Absent: Naz, Contreras

11.0 CONSIDERATION TO REALLOCATE FUNDS TO ESTABLISH AND EMERGENCY COVID-19 RESPONSE GRANT

E. Wright gave a presentation on a request for the Commission to reallocate funds to establish and Emergency COVID-19 Response Grant Fund.

E. Wright commented that the purpose of this item is for the Commission to consider reallocating unspent Strategic Investments funds and to establish and Emergency COVID-19 Response Grant Fund to support Madera, Chowchilla, Eastern Madera County, and Golden Valley families. The proposal is to redirect $15,000 from the Targeted Zip Code project and $5,000 each from the Resource Awareness Project and Community Mobilization Project. These funds would be issued to the community through an application process targeting parents, with the following breakdown:

- $10,000 allocated to Madera families
- $5,000 allocated to Chowchilla families
- $5,000 allocated to Eastern Madera County families
- $5,000 allocated to Golden Valley families

Award amounts would be $150.00 per family. This can be afforded by the 2019-2020 unspent Strategic Investment funds, slated to be rolled over into the 2020-2021 budget.

If approved, the fiscal impact would be $25,000, which can be afforded by the FY 2019-2020 budget.

Motion to approve reallocating funds to establish an Emergency COVID-19 Response, Grant Fund. M/S by Commissioners Wynn and Zarucchi-Mize. Motion carried.

Commissioner Bosse commented the letter for this item states that Madera County declared a local Emergency regarding Coronavirus on March 16, 2020, before the Shelter-in-place order on March 18, 2020 order by Governor Galvin Newsom. It should read that Madera County implemented the Governor's Executive order to Shelter-in-Place on March 19, 2020.

Commissioner Wynn asked if there was any reason that this Emergency Response Grant fund can be general instead of having it related to COVID-19 so that the funds can be used in other instances. Commissioner Bresee commented that this is a one-time fund established exclusively to help families during COVID-19.

Commissioner Wynn asked if there would be any duplication between the families of the Foster Youth Grant. E. Wright commented that there would be no duplication of services between the Foster Youth Grant and the Emergency Response Grant.

Commissioner Wynn asked how many families the grant would serve. E. Wright responded that about 166 families would be served.

E. Wright reported no requests for public comments on Item 11.0.

Ayes: Zarucchi-Mize, Bresee, Bosse, Martinez, Massetti, Wynn, Rodriguez
Noes: None
Abstain: Wynn
Recused: None
Absent: Naz, Contreras

12.0 CONSIDERATION OF PROPOSED CHANGES TO THE BUDGET OF CASA OF FRESNO AND MADERA COUNTIES

X. Villaseñor presented the proposed changes to Contract No. 0-47-02, CASA of Fresno and Madera Counties, and approval of a Special Grant to Contract No. 047-02, CASA of Fresno and Madera Counties.

X. Villaseñor commented that Under FRA No. 019-047, CASA of Fresno and Madera Counties was awarded an 18-month, $100,000 contract to implement a home visitation program that delivers ASQ support to foster children ages 0-5 in Madera County. This project would work in conjunction with the Madera County Department of Social Services (DSS) to identify the 130 children in the foster care system and streamline service delivery and follow-up with DSS Social Workers assigned to the children.

During the March 19, 2020, PGA meeting, the PGA discussed the possibility of a 'shelter-in-place' being implemented and the impact this may have on current and future funded programs. The PGA decided to afford flexibility to currently funded programs to respond to COVID-19 needs and impacts upon families versus the activities approved during the RFA process. Staff followed up with each program (CASA and Camarena Health Centers). CASA shared First 5 Fresno had also

contacted them and agreed to fund Calming Kits for their families. CASA expressed that they would like to offer Calming Kits, highlighting the cost. Staff received the formal request for the kits, and the total price was determined to be $7,150.

Staff presented the request to the PGA Committee during the May 21, 2020 meeting. During this meeting, the PGA expressed concern about the precedent this request would create for future amendment requests. Upon review and consensus, the PGA recommended that CASA submit two separate request to mitigate this concern: 1) Request a reduction of $7,150 to the 2019-2020 total CASA Budget (from $43,209 to $36,059) based on savings due to COVID-!9 restrictions; and, 2) Request a Special Grant for $7150 to afford the Calming Kits.

Staff sought the Commission's approval to 1) Reduce the 2019-2020 total CASA budget by $7,150 based on savings due to COVID-19 restrictions; and, 2) Award a Special Grant to CASA to support the purchase of Calming Kits and correlating training for the ASQ Facilitator to help support families during the COVID-19 crisis.

Motion to approve proposed changes to Contract No.047-02, CASA of Fresno and Madera Counties; and approval of a Special grant to Contract No. 047-02, CASA of Fresno and Madera Counties as presented. M/S by Commissioners Massetti and Bresee. Motion carried.

Commissioner Wynn commented that she believes that the Commission is stepping on a slippery slope by allowing one grantee to submit a letter to change their contracts. She is concerned that during the process, or at the end of the grantee's course, there is no detailed report on the number of children they served or regional areas served. She would like some assurance that services will be provided in Eastern Madera County equally and that the Commission receives a detailed report. X. Villaseñor responded that First 5 does get quarterly reports from each of the funded programs that give the demographic breakdown. At the end of the year, the information is presented to the Commission. Regarding the areas that received services that get determined at the time of the application process, the targeted population for CASA is foster children in Madera County. If there are children in the foster system from Eastern Madera County, Chowchilla, or Golden Valley area, that is how that area would be served. Not every application will cover all the areas within Madera County unless the application details it. Commissioner Wynn asked why it would not detail that as one requirement for them to serve all of the County. X. Villaseñor responded that some of the agencies might not have the capacity to serve the entire County.

S. Walsh asked if they would like to see the quarterly reports so that the Commission can see the data. Some agencies are community-based and only serve their community; this needs to be weighed in the PGA meeting when discussions about funding are happening. Commissioner Wynn commented that she would like to see a quarterly report on the services that agencies contract for. If there are agencies that cannot cover the entire County, then we need to find agencies who can or redirect funds to the other areas.

X. Villaseñor asked if Commissioner Wynn wanted to see actual hard copies received by the funded program, or would she want staff to roll the data up and present it to the Commission. Commissioner Wynn that she would like the data to be rolled-up. X. Villaseñor responded that staff could roll that data quarterly.

E. Wright reported no requests for public comments on Item 12.0.

Ayes: Zarucchi-Mize, Bresee, Bosse, Martinez, Massetti, Wynn, Rodriguez
Noes: None
Abstain: Wynn
Recused: None
Absent: Naz, Contreras

13.0 PUBLIC HEARING TO ACCEPT THE FIRST 5 CALIFORNIA 2018-2019 ANNUAL REPORT

H. Walsh presented the 2018-2019 First 5 California Annual Report. Madera County is highlighted on page 37 of the report. It highlights discussion of the development of the 2020-2024 Strategic Plan and the Tri-County Cannabis Convening that took place in collaboration with First 5 Merced, First 5 Fresno, and Valley Children's Hospital.

J. Mejorado asked where the Public Hearing Notice was posted. H. Walsh responded that the Public Hearing Notice was posted with the agenda on all of the regular posting sites. J. Mejorado commented that it is common practice that public notices are posted in the newspaper. Commissioner Massetti commented that usually, the public notices have to be posted at least ten days in advance in the newspaper.

Motion to approve to table the Public hearing to accept the First 5 California 2018-2019 Annual Report until the next Commission meeting. M/S by Commissioners Zarucchi-Mize. Motion carried.

S. Walsh requested that legal counsel send WCW the requirements for posting so that staff can follow the proper guidelines. Commissioner Massetti stated that she was not sure if it needed to be published in the paper, but public notices do need to be displayed at least ten days in advance. J. Mejorado responded that she would look into whether or not it needs to be posted on the paper, but she would advise WCW posting in advance so that everyone able and wanting to attend can do so.

Ayes: Zarucchi-Mize, Bresee, Bosse, Martinez, Massetti, Wynn, Rodriguez
Noes: None
Abstain: Wynn
Recused: None
Absent: Naz, Contreras

14.0 REPORT AND DISCUSSION RELATED TO EXECUTIVE DIRECTOR RECRUITMENT

Commissioner Massetti presented the job description and compensation benefits for the Executive Director.

Commissioner Massetti commented that she would like to take this in parts to make the discussion easier. The discussion will be as follows:

- Job Description
- Salary
- Benefits and Compensation
- Timeline for the process

Job Description:
Commissioner Massetti commented that the job description presented was put together in collaboration with Barrett Business Services, Inc. (BBS), the full Commission, and Legal Counsel.

Motion to approve the Executive Director Job Description as presented. M/S by Commissioners Wynn and Bresee. Motion carried.

E. Wright reported no requests for public comments on Item 14.0.

Ayes: Zarucchi-Mize, Bresee, Bosse, Martinez, Massetti, Wynn, Rodriguez
Noes: None
Abstain: Wynn
Recused: None
Absent: Naz, Contreras

Salary:
Commissioner Massetti commented that in the packet, there were two salary options for the Commission's consideration. The options were developed in collaboration with BBSI and WCW Solutions. WCW surveyed, like size, large counties, non-profits, reviewed budget trends with declining revenues, and the Governor's recommendation of a 10% decrease.

The ad hoc committee has recommended the following options:

Option one: Salary range starting at step one, starting $89,000 for step and capping at $108,180 at the fifth step.

Option two: taking the current salary for the previous Executive Director and reducing it by 10% on the Governor’s recommendation and declining revenue.

Motion to approve taking the current salary and reducing it by 10%. M/S by Commissioners Wynn and Zarucchi-Mize.

Commissioner Martinez asked if the stipend is for them to get a masters while working at First 5. Commissioner Massetti commented that if you have a master's degree, then you get a stipend of $1,000 per year. For longevity, there is a flat amount after so many years of service.

Commissioner Martinez commented that she would rather opt for option one. She wants to make sure that the Commission gets a great candidate; she believes that the steps are a little low. Still, it was her understanding that the Commission could start the new Executive Director at a lower range than step one with the proper education.

Commissioner Wynn commented that she believed that revenues were going to decrease. Commissioner Bosse responded that she had stated that state employees were going to receive a 10% salary cut.

S. Walsh commented that the Commission operates on the previous year's budget. Next year's reduction is not 10%; it is around $10,000 in the First 5 budget.

Ayes: Zarucchi-Mize, Bresee, Wynn, Rodriguez
Noes: Bosse, Martinez, Massetti
Abstain: None
Recused: None
Absent: Naz, Contreras

J. Mejorado commented that the motion fails since there is no majority.

Motion to approve option one salary range starting at $89,000. M/S by Commissioners Bosse and Martinez. Motion carried.

Commissioner Zarucchi-Mize asked to hear the ad hoc Committee rationale for recommending option one. Commissioner Massetti responded that the ad hoc rationale was based on the surveying done, like non-profits, other First 5, size of the budget, and recruitment in the area. Commissioner Zarucchi-Mize asked if this would make Madera County competitive. Commissioner Massetti responded that it would.

Ayes: Zarucchi-Mize, Bresee, Bosse, Martinez, Massetti, Rodriguez
Noes: Wynn
Abstain: None
Recused: None
Absent: Naz, Contreras

Benefits:
Commissioner Massetti commented that the Executive Director would get the same health benefits as other staff. Longevity given at designated intervals, a $1,000 per year for masters if applicable, Vacation earn was thoroughly discussed by the ad hoc committee. Currently, the vacation can go up to 30 days a year, along with management

leave and sick leave. The ad hoc committee's recommendation is to change the vacation earn for the Executive Director the new breakdown is as follows:

Days per month	Time Frame	Day per year
One day per month	Years 1-3	12 days
1.5 days per month	Years 4-5	18 days
Two days per month	five-plus years	24 days

Sick leave one day per month for a total of 12 days per year.

Holidays- will follow the current approved list.

Management time will be cap at 40 hours per year.

Commissioner Bosse commented that in the personnel handbook, the non-exempt staff has the same days proposed for the Executive Director. The exempt staff has 20 days each year, 25 days after three years of employment. And 30 days after five or more of employment. There was a lot of conversation around this because it is believed that those amounts are high. The vacation for Madera County is 12 days per year, starting in the first year and one day. At year 2.5 of employment, they receive 15 days per year at year 5.5; they receive 18 years per year. At year 10, they receive 21 days per year. She believes that the conversation regarding this topic is vital because of the discussion of vacation adjustment for First 5 as an organization. Ushering through the Executive Director under the current that is an agreement that stands for the entire duration of employment. If there is going to be an adjustment made, then it is best to decide vacation for this individual and then decide what change will be made for the whole organization. She commented that the prior Executive Director, after five years' service, had accrued almost five weeks of vacation per year and a week of management leave. She believes that it is too much. She believes that this conversation should be taking place now so that the Commission does not hire another employee if there are going to make changes.

Commissioner Martinez commented that how the Commission hires one employee under different benefits from the current exempt employees if the conversation has not taken place. Commissioner Massetti commented that the Commission would grandfather employees under the old benefits, the current employee and the new employees will fall under the new set benefits. J. Mejorado commented vacation time is easier to change. Changing accruals for the future could be possible. The Commission can make the vacation accrual match or closely align from a certain point on. What employees already have is a vested right; it is part of their salary; it is California State law. If the Commission wanted to implement a new policy going forward, that would include the Executive Director. Everyone can be put into individual "buckets" by non-exempt vs. exempt; they could adjust if necessary based on First 5 budget constraints. From that point on, the new rules/vacation accruals will be applied to everyone. Commissioner Martinez commented that it feels very ingenious to have used one set of vacation accrual

on recruitment and then potentially change those accruals in a decreasing matter. J. Mejorado commented that the Commission can approve the accruals for the Executive Director now and then make the necessary steps to change all the other employees.

Motion to approve that the Executive Director's benefits include the $1,000 master's degree stipend, the vacation earned to match the accrual of vacation for Madera County, which starts 12 days per year beginning in the first year and one day per month. At year 2.5 of employment, they receive 15 days per year, 1.25 days per month at year 5.5; they receive 18 years per year or 1.5 days per month. At year 10, they receive 21 days per year or 1.75 days per month, one day per month for sick leave. Vacation will cap at 300 hours per year, and 40 hours of management leave per year. Longevity as designated. M/S by Commissioners Bosse and Bresee. Motion carried.

Commissioner Wynn asked what the longevity breakdowns were. A. Manzano responded that the breakdown is as follows:

Nine years -$500
12 years - $250
15 years - $250
18 years - $500

Commissioner Wynn asked if there was language in the Handbook regarding vacation; if employees do not use their vacation, they lose that vacation time. J. Mejorado commented that vacation is capped at 300 hours. J. Mejorado commented that it is illegal in California to take away vacation already earned.

Commissioner Wynn asked if management leave is a benefit exclusive to the Executive Director or if other employees have it. A. Manzano responded that all exempt employees have this benefit. Commissioner Wynn commented that she believes that some employees are eligible for 63 days a year, and she does not think that this is right. She hopes that this can be brought to the Commission for discussion. J. Mejorado asked if the Commission was giving staff direction to put this item on the next agenda. Commissioner Wynn responded that yes she would like the item to be brought back.

Ayes: Zarucchi-Mize, Bresee, Bosse, Martinez, Massetti, Wynn, Rodriguez
Noes: None
Abstain: None
Recused: None
Absent: Naz, Contreras

15.0 CONSIDERATION OF 2020-2021 FIRST 5 HOLIDAY CALENDAR

H. Walsh commented this item is being brought back to the Commission due to a discussion on the ad hoc committee.

Per Personnel Handbook Policy 125- Holidays, in addition to the 14 recognized holidays listed, employees will receive two (2) floating holidays each year. “In lieu of the one floating holiday, a Commission designated holiday will be assigned annually to fall in coordination with the designated Christmas holiday.” The proposed designated floating holiday for FY 2020-2021 will be Wednesday, December 23rd.

Commission Bresee asked if there is a finalized approved Handbook. S. Walsh commented that the Handbook that the Commission has was adopted on the May Commission Meeting effective July 1, 2019, the only change on the Holiday day was that the personal floating day did not roll over to the new Fiscal year.

Commissioner Bresee requested a final version of the Handbook. A. Manzano will send each Commissioner a current handbook, not in draft form. An electronic copy was emailed to the Commissioner on May 29, 2020.

Commissioner Wynn commented that she believes that the holiday calendar is between two to four days higher than other agencies. She believes that at some point, the two floating holidays were absorbed in the calendar, and now there is a proposal for two additional floating holidays. She believes that the Commission is giving to many holidays. S. Walsh commented that in the Personnel Handbook, the two floating holidays are specifically designated from the list of other already identified holidays. They have been on the same holiday schedule for quite some time.

Commissioner Martinez commented that she agrees that there is an excess of holidays by one to two days. Commissioner Zarucchi-Mize commented that she is concerned that several holidays have been added to the proposed calendar for convenience. She believes that staff can use their vacation time to use during Christmas if they choose to do so.

Commissioner Bosse commented that it is more challenging to reduce holidays; the Commission just approved a reduction of vacation for the new Executive Director, which she believes will reduce total vacation time for the organization. She recommends to leave the holidays schedule alone and make changes to the vacation accrual moving forward.

Commissioner Bresee asked what was considered a holiday. J. Mejorado responded that per the Handbook all the present days are considered a holiday except for December 23, 2020.

Commissioner Wynn asked how many actual holidays are employees entitled to. H Walsh commented that the proposed holidays being presented are the same adopted by the Commission last year. Staff is just displaying the holiday as they have been adopted in the past.

Commissioner Bresee asked what the legal ramification would be if the Commission modifies the holidays for the rest of the staff. J. Mejorado responded that it could be

difficult since there are engagement letters given to employees at the time of employment that list the Holidays given to them. She believes that more leeway would be provided by changing vacation rather than holidays.

Commissioner Rodriguez commented that once holidays have been given to employees, it is complicated to take them away, which leads to unhappy employees. He does not believe that it is right to provide employee benefits for some time and take them away.

Commissioner Bosse commented that standardizing some of the time off by the holiday process creates some cost savings concerning having FRCs open. If the Commission moves forward with reducing vacation days but keeps the holiday schedule as proposed, everyone is out at the same time. There are days in which employees might be out anyway due to holidays, children not being in school, etc. So it is likely that the FRCs are operating on skeleton crew anyway.

Motion to approve the proposed 2020-2021 Holiday Schedule as presented. M/S by Commissioners Bosse and Massetti. Motion carried.

E. Wright reported no requests for public comments on Item 15.0.

Commissioner Bresee left the meeting at 10:40 a.m. due to technical difficulties.

Ayes: Zarucchi-Mize, Bosse, Martinez, Massetti, Rodriguez
Noes: Wynn
Abstain: None
Recused: None
Absent: Naz, Contreras, Bresee

Commissioner Massetti left the meeting at 10:45 a.m.

J. Mejorado asked for clarification to see if the Commission wanted staff to put vacation on the next agenda. Commissioner Bosse asked that the item be taken to the full Commission. J. Mejorado asked if Commissioner Bosse wanted staff to add to the SOC meeting agenda in case it was not decided upon by the full Commission. Commissioner Bosse asked to add to both the Commission and the SOC agenda.

Commissioner Rodriguez commented that he did not wanted vacation to be added to the agenda.

Commissioner Wynn asked for a list of non-exempt vs. exempt employees. H. Walsh responded that staff would provide that to the Commission.

16.0 THIRD QUARTER PRESENTATION

N. Andrade commented that rent for the FRCs is currently on budget within that Madera FRC is ahead of budget, and the Chowchilla FRC is behind on the budget.

Under Grants, the major grant is the IMPACT grant; there is an excess of $200,000 in the actual column. As discussed earlier, staff will try to expend some of that revenues before the Fiscal Year ending. Proposition 10 and Proposition 56 revenues are about 1.4M through March. We are about to 1.2M. Investment earning is currently ahead of budget. However, there will be a fair market value adjustment at the end of the fiscal year, which can make this under or over budget.

Under Expenses. There is a line item called administrative cost, which as of March, we were at 303,235. Two-line items are driving this over budget; one is the accounting fees for accounting services provided by the County. It was budgeted for at $5,000; the actual was about $16,000. And legal services which were estimated at $5,000 the actual through March was about $26,000. The two items that will contribute to budget overages at the end of the year are administrative costs. The FRCs are under budget at this point, and it appears that they will not exceed their budget. Other First 5 initiatives include IMPACT, which is under budget, but staff will expend some of those funds in the last part of the fiscal year. There is also $300,000 that is encumbered for 2020-2021 operations.

Capacity building is under budget and will remain so through the end of the fiscal year.

Evaluation Cost is also under budget.

E. Wright reported no requests for public comments on Item 16.0.

17.0 STAFF UPDATES

H. Walsh commented that WCW is working in collaboration with staff to develop an opening plan.

18.0 COMMISSION UPDATES

There were no Commission updates.

19.0 ANNOUNCEMENTS

There were no announcements.

20.0 NEXT MEETING

Regularly scheduled First 5 Commission Meeting – August 5, 2020 – to be determined.

21.0 ADJOURNMENT

Motion to adjourn the June 3, 2020 Commission meeting. M/S by Commissioner Massetti. Motion carried by consensus.

The Commission meeting adjourned at 10:51 a.m.

Respectfully Submitted By,

Aftab Naz, Secretary
First 5 Madera County Commission

First 5 Madera County
Balance Sheet
As of May 31, 2020

	May 31, 20
ASSETS	
Current Assets	
Checking/Savings	
10005 · 77020-Cash & Investments-County	2,842,279.28
10010 · 77021-Cash & Investments-Oak	56,339.48
10015 · 77050-Cash & Investments-FRC	57,328.86
10020 · 77180-Cash & Investments - Chow	11,237.92
10025 · 77190-Chowchilla Maintenance	44,502.36
10030 · 77040-Cash Reserve-County	1,454,215.68
10035 · Cash-FV Adjustment	1,997.70
Total Checking/Savings	4,467,901.28
Accounts Receivable	
12005 · Accounts Receivable-Rent	10,004.51
12006 · Accounts Receivable-Trust Rev	185,414.19
12007 · Accounts Receivable - Impact	142,783.69
12009 · Accounts Receivable - Other	62,569.93
Total Accounts Receivable	400,772.32
Other Current Assets	
13005 · Undeposited Funds	617.24
Total Other Current Assets	617.24
Total Current Assets	4,869,290.84
Fixed Assets	
18000 · Land	553,458.22
18005 · Equipment	328,253.95
18010 · Leasehold Improvements	2,174,764.91
19000 · Accumulated Depreciation	-991,132.77
Total Fixed Assets	2,065,344.31
TOTAL ASSETS	**6,934,635.15**
LIABILITIES & EQUITY	
Liabilities	
Current Liabilities	
Accounts Payable	
21000 · Accounts Payable	114,099.27
22000 · Accounts Payable Other	56,548.43
Total Accounts Payable	170,647.70
Other Current Liabilities	
24000 · Accrued Payroll and Related Lia	24,819.96
24005 · Compensated absences	14,999.11
Total Other Current Liabilities	39,819.07
Total Current Liabilities	210,466.77
Total Liabilities	210,466.77
Equity	
30000 · Net Assets	2,137,863.57
32000 · Retained Earnings	4,500,899.02
Net Income	85,405.79
Total Equity	6,724,168.38
TOTAL LIABILITIES & EQUITY	**6,934,635.15**

First 5 Madera County
Profit & Loss by Class
July 2019 through May 2020

	01. General Account	02. Program	03. Evaluation	04. Madera FRC	05. Chowchilla FRC	10. Oakhurst FRC	12. Deferred Maintenance	13. Impact	TOTAL
Income									
4000-General Revenue									
Miscellaneous Income									
Reimbursement for Postage	0.00	0.00	0.00	94.55	0.00	0.00	0.00	0.00	94.55
Miscellaneous Income - Other	3,348.20	0.00	0.00	0.06	0.00	0.00	0.00	0.00	3,348.26
Total Miscellaneous Income	3,348.20	0.00	0.00	94.61	0.00	0.00	0.00	0.00	3,442.81
Prop 10 Revenue	990,492.11	0.00	0.00	0.00	0.00	0.00	0.00	0.00	990,492.11
Prop 56 Revenue	327,966.84	0.00	0.00	0.00	0.00	0.00	0.00	0.00	327,966.84
Transfer of Annual Allocation	0.00	0.00	0.00	180,400.00	120,000.00	45,000.00	20,000.00	0.00	365,400.00
Total 4000-General Revenue	1,321,807.15	0.00	0.00	180,494.61	120,000.00	45,000.00	20,000.00	0.00	1,687,301.76
4100-Special Revenues									
Cannabis Prevention Toolkit	0.00	6,000.00	0.00	0.00	0.00	0.00	0.00	0.00	6,000.00
Census 2020	0.00	7,000.00	0.00	0.00	0.00	0.00	0.00	0.00	7,000.00
Impact Grant	0.00	3,644.00	0.00	4,179.55	1,054.58	0.00	0.00	154,474.69	163,352.82
Injury Prevention	0.00	2,500.00	0.00	0.00	2,500.00	0.00	0.00	0.00	5,000.00
Preventative Services Program	0.00	0.00	0.00	22,500.00	0.00	0.00	0.00	0.00	22,500.00
US Bank	232.49	0.00	0.00	0.00	0.00	0.00	0.00	0.00	232.49
Total 4100-Special Revenues	232.49	19,144.00	0.00	26,679.55	3,554.58	0.00	0.00	154,474.69	204,085.31
4500-Family Resource Ctr-Rent									
Copies/Color Copier	0.00	0.00	0.00	660.42	46.60	0.00	0.00	0.00	707.02
Rent	0.00	0.00	0.00	40,617.00	19,444.34	0.00	0.00	0.00	60,061.34
Telephone	0.00	0.00	0.00	1,800.00	640.00	0.00	0.00	0.00	2,440.00
Total 4500-Family Resource Ctr-Rent	0.00	0.00	0.00	43,077.42	20,130.94	0.00	0.00	0.00	63,208.36
5000-Interest Income	60,705.96	0.00	0.00	1,539.20	774.05	0.00	560.77	0.00	63,579.98
Total Income	1,382,745.60	19,144.00	0.00	251,790.78	144,459.57	45,000.00	20,560.77	154,474.69	2,018,175.41
Gross Profit	1,382,745.60	19,144.00	0.00	251,790.78	144,459.57	45,000.00	20,560.77	154,474.69	2,018,175.41
Expense									
CATEGORY 1 ADMINISTRATIVE COSTS									
720300-Communication Services									
0-General Telephone/Long Dist	5,340.94	0.00	0.00	9,112.46	21,910.38	0.00	0.00	0.00	36,363.78
1-Cellular Services	1,364.62	0.00	0.00	933.93	0.00	0.00	0.00	418.11	2,716.66
Total 720300-Communication Services	6,705.56	0.00	0.00	10,046.39	21,910.38	0.00	0.00	418.11	39,080.44
720501-Janitorial									
General Housekeeping	3,283.50	0.00	0.00	7,661.50	7,232.50	0.00	0.00	0.00	18,177.50
Rug/Mat Service	187.91	0.00	0.00	187.84	384.81	0.00	0.00	0.00	760.56
Total 720501-Janitorial	3,471.41	0.00	0.00	7,849.34	7,617.31	0.00	0.00	0.00	18,938.06
720601-General Insurance	3,911.68	125.00	0.00	2,441.68	2,441.68	846.67	0.00	0.00	9,766.71
720900-Maintenance Bldg Improv									
Misc	475.00	0.00	0.00	181.81	359.36	0.00	0.00	0.00	1,016.17
SAFE Security	248.77	0.00	0.00	580.50	0.00	0.00	0.00	0.00	829.27
Simplex	783.04	0.00	0.00	1,827.08	3,188.17	0.00	0.00	0.00	5,798.29
Total 720900-Maintenance Bldg Improv	1,506.81	0.00	0.00	2,589.39	3,547.53	0.00	0.00	0.00	7,643.73

First 5 Madera County
Profit & Loss by Class
July 2019 through May 2020

	01. General Account	02. Program	03. Evaluation	04. Madera FRC	05. Chowchilla FRC	10. Oakhurst FRC	12. Deferred Maintenance	13. Impact	TOTAL
720901-Deg Repairs & Maint	26.45	0.00	0.00	3,574.40	874.50	0.00	0.00	0.00	4,475.35
720903-Gardening	0.00	0.00	0.00	1,720.00	2,500.00	0.00	0.00	0.00	4,220.00
720914-Pest Control	0.00	0.00	0.00	433.00	715.00	0.00	0.00	0.00	1,148.00
721100-Memberships									
First 5 Association	4,925.00	0.00	0.00	0.00	0.00	0.00	0.00	0.00	4,925.00
Other	75.00	0.00	0.00	0.00	0.00	0.00	0.00	0.00	75.00
Total 721100-Memberships	5,000.00	0.00	0.00	0.00	0.00	0.00	0.00	0.00	5,000.00
721304-Misc OFC Supplies	1,950.11	63.92	0.00	2,475.52	1,718.52	353.28	0.00	813.48	7,374.83
721305-Subscriptions	412.09	0.00	0.00	0.00	42.03	0.00	0.00	0.00	454.12
721306-Equipment < $1,000	64.50	0.00	0.00	32.25	32.25	0.00	0.00	0.00	129.00
721307-Furniture < $1,000	0.00	0.00	0.00	0.00	196.27	0.00	0.00	0.00	196.27
721308-Computer Supplies	1,322.65	0.00	0.00	43.95	169.49	0.00	0.00	15,500.44	17,036.53
721403-Audit/Accounting Service									
Auditor's Office Services	16,094.44	0.00	0.00	0.00	0.00	0.00	0.00	0.00	16,094.44
Contract Accounting Services	29,760.00	0.00	0.00	0.00	0.00	0.00	0.00	0.00	29,760.00
Year-End Financial Audit	10,965.00	0.00	0.00	0.00	0.00	0.00	0.00	0.00	10,965.00
Total 721403-Audit/Accounting Service	56,819.44	0.00	0.00	0.00	0.00	0.00	0.00	0.00	56,819.44
721436-Attorney/Legal Services	48,537.59	0.00	0.00	0.00	0.00	0.00	0.00	0.00	48,537.59
721491-Prof & Spec Services									
1. Human Resources									
HR Dir. Svcs & Recruitmt/Legal	1,390.00	0.00	0.00	0.00	0.00	0.00	0.00	0.00	1,390.00
HR Salaries/Benefits	171,024.60	53,135.02	17,711.69	0.00	0.00	0.00	0.00	0.00	241,871.31
IT Contract	28,800.40	0.00	0.00	0.00	0.00	0.00	0.00	0.00	28,800.40
Total 1. Human Resources	201,215.00	53,135.02	17,711.69	0.00	0.00	0.00	0.00	0.00	272,061.71
Total 721491-Prof & Spec Services	201,215.00	53,135.02	17,711.69	0.00	0.00	0.00	0.00	0.00	272,061.71
721600-Rent & Lease Equipment	2,905.05	0.00	0.00	6,821.26	3,697.27	0.00	0.00	0.00	13,423.58
721700-Rents & Leases Bldg/Land	0.00	0.00	0.00	0.00	0.00	0.00	0.00	14,955.93	14,955.93
721900-Special Department Exp									
Chowchilla FRC	0.00	0.00	0.00	0.00	2,314.59	0.00	0.00	0.00	2,314.59
Deferred Maintenance	0.00	0.00	0.00	0.00	0.00	0.00	0.00	0.00	0.00
First 5	12,350.34	640.88	0.00	0.00	0.00	0.00	0.00	0.00	12,991.22
Impact Grant	0.00	0.00	0.00	4,179.55	680.00	0.00	0.00	75,672.24	80,531.79
Madera FRC Programming	0.00	0.00	0.00	9,270.74	0.00	0.00	0.00	0.00	9,270.74
Oakhurst FRC	0.00	0.00	0.00	0.00	0.00	190.34	0.00	0.00	190.34
Total 721900-Special Department Exp	12,350.34	640.88	0.00	13,450.29	2,994.59	190.34	0.00	75,672.24	105,298.68
721909-Property Taxes	0.00	0.00	0.00	0.00	36.90	0.00	0.00	0.00	36.90
722000 · Transp/Travel/Education									
Conference Registration	2,046.76	0.00	0.00	799.37	0.00	0.00	0.00	0.00	2,846.13
Lodging	2,689.31	0.00	0.00	1,289.53	301.21	0.00	0.00	896.96	5,177.01
Transportation/Mileage	1,884.00	1,026.75	0.00	2,443.26	863.05	967.30	0.00	601.98	7,786.34
Total 722000 · Transp/Travel/Education	6,620.07	1,026.75	0.00	4,532.16	1,164.26	967.30	0.00	1,498.94	15,809.48

First 5 Madera County
Profit & Loss by Class
July 2019 through May 2020

	01. General Account	02. Program	03. Evaluation	04. Madera FRC	05. Chowchilla FRC	10. Oakhurst FRC	12. Deferred Maintenance	13. Impact	TOTAL
722101 · Utilities	3,455.39	0.00	0.00	8,062.51	11,771.83	0.00	0.00	0.00	23,289.73
722102 · Sewer & Water Charges	540.61	0.00	0.00	3,297.81	2,021.90	0.00	0.00	0.00	5,860.32
Total CATEGORY 1 ADMINISTRATIVE COSTS	356,814.75	54,991.57	17,711.69	67,369.95	63,451.71	2,357.59	0.00	108,859.14	671,556.40
CATEGORY 2 PROGRAM COSTS									
721400-Prof & Specialized Serv									
1. Human Resources									
HR Salaries/Benefits	0.00	190,986.14	0.00	99,943.13	51,158.82	34,106.14	0.00	124,113.84	500,308.07
Total 1. Human Resources	0.00	190,986.14	0.00	99,943.13	51,158.82	34,106.14	0.00	124,113.84	500,308.07
2. Funding Initiatives									
A-ENCUMBERED									
A.08-Americorp	0.00	11,380.22	0.00	43,059.24	17,804.42	3,471.42	0.00	0.00	75,715.30
Total A-ENCUMBERED	0.00	11,380.22	0.00	43,059.24	17,804.42	3,471.42	0.00	0.00	75,715.30
C-NEW GRANT AWARDS									
C.04-Preschool Oral Health Init	0.00	23,996.06	0.00	0.00	0.00	0.00	0.00	0.00	23,996.06
C.05-Tobacco and Cannabis (PD)	0.00	750.00	0.00	0.00	0.00	0.00	0.00	0.00	750.00
C.06-Injury Prevention	0.00	3,072.33	0.00	0.00	0.00	0.00	0.00	0.00	3,072.33
C.12-CASA - ASQ Project	0.00	248.40	0.00	0.00	0.00	0.00	0.00	0.00	248.40
C.14-Census 2020	0.00	135.08	0.00	0.00	0.00	0.00	0.00	0.00	135.08
Total C-NEW GRANT AWARDS	0.00	28,201.87	0.00	0.00	0.00	0.00	0.00	0.00	28,201.87
D-Special Project PILOT									
D.02-Vision Mobile	0.00	4,802.80	0.00	0.00	0.00	0.00	0.00	0.00	4,802.80
Total D-Special Project PILOT	0.00	4,802.80	0.00	0.00	0.00	0.00	0.00	0.00	4,802.80
Total 2. Funding Initiatives	0.00	44,384.89	0.00	43,059.24	17,804.42	3,471.42	0.00	0.00	108,719.97
3. Capacity Building									
3.01-Education and Outreach	1,038.43	6,283.55	0.00	0.00	0.00	0.00	0.00	112.58	7,434.56
3.07-Professional Development	148.80	0.00	0.00	0.00	0.00	0.00	0.00	5,511.53	5,660.33
3.08 - Impact (Incentives)	0.00	0.00	0.00	0.00	374.58	0.00	0.00	62,380.29	62,754.87
3.09 - Publications	400.00	500.00	0.00	0.00	0.00	0.00	0.00	0.00	900.00
3.10 - Impact (Comm. Outreach)	0.00	0.00	0.00	0.00	0.00	0.00	0.00	49,443.42	49,443.42
Total 3. Capacity Building	1,587.23	6,783.55	0.00	0.00	374.58	0.00	0.00	117,447.82	126,193.18
4. Family Res. Ctr Initiative									
Elevator Contract	0.00	0.00	0.00	0.00	3,798.24	0.00	0.00	0.00	3,798.24
Total 4. Family Res. Ctr Initiative	0.00	0.00	0.00	0.00	3,798.24	0.00	0.00	0.00	3,798.24
Total 721400-Prof & Specialized Serv	1,587.23	242,154.58	0.00	143,002.37	73,136.06	37,577.56	0.00	241,561.66	739,019.46
750106 · Transfer - FRC 77050									
1. Madera FRC Operating Budget	0.00	175,000.00	0.00	0.00	0.00	0.00	0.00	0.00	175,000.00
2. Chowchilla FRC Oper. Budget	0.00	120,000.00	0.00	0.00	5,400.00	0.00	0.00	0.00	125,400.00
3. Chowchilla Bldg Maint Accnt	0.00	20,000.00	0.00	0.00	0.00	0.00	0.00	0.00	20,000.00
4. Oakhurst FRC Oper. Budget	0.00	45,000.00	0.00	0.00	0.00	0.00	0.00	0.00	45,000.00
Total 750106 · Transfer - FRC 77050	0.00	360,000.00	0.00	0.00	5,400.00	0.00	0.00	0.00	365,400.00
Total CATEGORY 2 PROGRAM COSTS	1,587.23	602,154.58	0.00	143,002.37	78,536.06	37,577.56	0.00	241,561.66	1,104,419.46

First 5 Madera County
Profit & Loss by Class
July 2019 through May 2020

	01. General Account	02. Program	03. Evaluation	04. Madera FRC	05. Chowchilla FRC	10. Oakhurst FRC	12. Deferred Maintenance	13. Impact	TOTAL
CATEGORY 3 EVALUATION COSTS									
721462 · Prof. & Specialized Serv									
Human Resources- Eval. Officer	0.00	0.00	53,134.27	0.00	0.00	0.00	0.00	31,140.23	84,274.50
Total 721462 · Prof. & Specialized Serv	0.00	0.00	53,134.27	0.00	0.00	0.00	0.00	31,140.23	84,274.50
Total CATEGORY 3 EVALUATION COSTS	0.00	0.00	53,134.27	0.00	0.00	0.00	0.00	31,140.23	84,274.50
62400 · 900002-Depreciation Expense	0.00	0.00	0.00	72,519.26	0.00	0.00	0.00	0.00	72,519.26
Total Expense	358,401.98	657,146.15	70,845.96	282,891.58	141,987.77	39,935.15	0.00	381,561.03	1,932,769.62
Net Income	**1,024,343.62**	**-638,002.15**	**-70,845.96**	**-31,100.80**	**2,471.80**	**5,064.85**	**20,560.77**	**-227,086.34**	**85,405.79**

First 5 Madera County
Profit & Loss by Class
May 2020

	01. General Account	02. Program	03. Evaluation	04. Madera FRC	05. Chowchilla FRC	10. Oakhurst FRC	13. Impact	TOTAL
Income								
4000-General Revenue								
Prop 10 Revenue	69,688.46	0.00	0.00	0.00	0.00	0.00	0.00	69,688.46
Total 4000-General Revenue	69,688.46	0.00	0.00	0.00	0.00	0.00	0.00	69,688.46
4100-Special Revenues								
Impact Grant	0.00	0.00	0.00	0.00	0.00	0.00	-0.16	-0.16
Total 4100-Special Revenues	0.00	0.00	0.00	0.00	0.00	0.00	-0.16	-0.16
Total Income	69,688.46	0.00	0.00	0.00	0.00	0.00	-0.16	69,688.30
Gross Profit	69,688.46	0.00	0.00	0.00	0.00	0.00	-0.16	69,688.30
Expense								
CATEGORY 1 ADMINISTRATIVE COSTS								
720300-Communication Services								
0-General Telephone/Long Dist	501.00	0.00	0.00	834.91	2,107.29	0.00	0.00	3,443.20
1-Cellular Services	87.46	0.00	0.00	120.32	0.00	0.00	38.01	245.79
Total 720300-Communication Services	588.46	0.00	0.00	955.23	2,107.29	0.00	38.01	3,688.99
720501-Janitorial								
General Housekeeping	298.50	0.00	0.00	696.50	657.50	0.00	0.00	1,652.50
Total 720501-Janitorial	298.50	0.00	0.00	696.50	657.50	0.00	0.00	1,652.50
720601-General Insurance	525.00	0.00	0.00	262.50	262.50	0.00	0.00	1,050.00
720900-Maintenance Bldg Improv								
Misc	150.00	0.00	0.00	0.00	0.00	0.00	0.00	150.00
SAFE Security	19.07	0.00	0.00	44.50	0.00	0.00	0.00	63.57
Simplex	195.76	0.00	0.00	456.77	580.98	0.00	0.00	1,233.51
Total 720900-Maintenance Bldg Improv	364.83	0.00	0.00	501.27	580.98	0.00	0.00	1,447.08
720903-Gardening	0.00	0.00	0.00	150.00	150.00	0.00	0.00	300.00
720914-Pest Control	0.00	0.00	0.00	41.00	65.00	0.00	0.00	106.00
721100-Memberships								
First 5 Association	4,125.00	0.00	0.00	0.00	0.00	0.00	0.00	4,125.00
Total 721100-Memberships	4,125.00	0.00	0.00	0.00	0.00	0.00	0.00	4,125.00
721304-Misc OFC Supplies	296.79	0.00	0.00	307.29	228.28	228.28	98.84	1,159.48
721403-Audit/Accounting Service								
Contract Accounting Services	3,375.00	0.00	0.00	0.00	0.00	0.00	0.00	3,375.00
Total 721403-Audit/Accounting Service	3,375.00	0.00	0.00	0.00	0.00	0.00	0.00	3,375.00
721436-Attorney/Legal Services	7,401.50	0.00	0.00	0.00	0.00	0.00	0.00	7,401.50
721491-Prof & Spec Services								
1. Human Resources								
HR Salaries/Benefits	3,356.15	0.00	0.00	0.00	0.00	0.00	0.00	3,356.15
IT Contract	2,600.00	0.00	0.00	0.00	0.00	0.00	0.00	2,600.00

First 5 Madera County
Profit & Loss by Class
May 2020

	01. General Account	02. Program	03. Evaluation	04. Madera FRC	05. Chowchilla FRC	10. Oakhurst FRC	13. Impact	TOTAL
Total 1. Human Resources	5,956.15	0.00	0.00	0.00	0.00	0.00	0.00	5,956.15
Total 721491-Prof & Spec Services	5,956.15	0.00	0.00	0.00	0.00	0.00	0.00	5,956.15
721600-Rent & Lease Equipment	147.52	0.00	0.00	344.20	192.69	0.00	0.00	684.41
721900-Special Department Exp								
Chowchilla FRC	0.00	0.00	0.00	0.00	20.00	0.00	0.00	20.00
First 5	4,810.00	0.00	0.00	0.00	0.00	0.00	0.00	4,810.00
Impact Grant	0.00	0.00	0.00	0.00	0.00	0.00	11,525.63	11,525.63
Madera FRC Programming	0.00	0.00	0.00	105.00	0.00	0.00	0.00	105.00
Total 721900-Special Department Exp	4,810.00	0.00	0.00	105.00	20.00	0.00	11,525.63	16,460.63
722101 · Utilities	212.05	0.00	0.00	494.80	964.29	0.00	0.00	1,671.14
722102 · Sewer & Water Charges	0.00	0.00	0.00	331.71	176.76	0.00	0.00	508.47
Total CATEGORY 1 ADMINISTRATIVE COSTS	28,100.80	0.00	0.00	4,189.50	5,405.29	228.28	11,662.48	49,586.35
CATEGORY 2 PROGRAM COSTS								
721400-Prof & Specialized Serv								
1. Human Resources								
HR Salaries/Benefits	0.00	16,325.25	0.00	9,338.10	4,576.85	3,051.27	14,998.11	48,289.58
Total 1. Human Resources	0.00	16,325.25	0.00	9,338.10	4,576.85	3,051.27	14,998.11	48,289.58
2. Funding Initiatives								
A-ENCUMBERED								
A.08-Americorp	0.00	674.04	0.00	3,007.88	821.47	164.29	0.00	4,667.68
Total A-ENCUMBERED	0.00	674.04	0.00	3,007.88	821.47	164.29	0.00	4,667.68
Total 2. Funding Initiatives	0.00	674.04	0.00	3,007.88	821.47	164.29	0.00	4,667.68
3. Capacity Building								
3.08 - Impact (Incentives)	0.00	0.00	0.00	0.00	0.00	0.00	42,428.96	42,428.96
3.10 - Impact (Comm. Outreach)	0.00	0.00	0.00	0.00	0.00	0.00	3,935.72	3,935.72
Total 3. Capacity Building	0.00	0.00	0.00	0.00	0.00	0.00	46,364.68	46,364.68
Total 721400-Prof & Specialized Serv	0.00	16,999.29	0.00	12,345.98	5,398.32	3,215.56	61,362.79	99,321.94
Total CATEGORY 2 PROGRAM COSTS	0.00	16,999.29	0.00	12,345.98	5,398.32	3,215.56	61,362.79	99,321.94
CATEGORY 3 EVALUATION COSTS								
721462 · Prof. & Specialized Serv								
Human Resources- Eval. Officer	0.00	0.00	4,337.28	0.00	0.00	0.00	2,891.54	7,228.82
Total 721462 · Prof. & Specialized Serv	0.00	0.00	4,337.28	0.00	0.00	0.00	2,891.54	7,228.82
Total CATEGORY 3 EVALUATION COSTS	0.00	0.00	4,337.28	0.00	0.00	0.00	2,891.54	7,228.82
62400 · 900002-Depreciation Expense	0.00	0.00	0.00	6,592.66	0.00	0.00	0.00	6,592.66
Total Expense	28,100.80	16,999.29	4,337.28	23,128.14	10,803.61	3,443.84	75,916.81	162,729.77
Net Income	**41,587.66**	**-16,999.29**	**-4,337.28**	**-23,128.14**	**-10,803.61**	**-3,443.84**	**-75,916.97**	**-93,041.47**

First 5 Madera County
Gen. Profit & Loss Budget vs. Actual
July 2019 through May 2020

	Jul '19 - May 20	Budget	$ Over Budget	% of Budget
Income				
4000-General Revenue				
Miscellaneous Income	3,348.20			
Prop 10 Revenue	990,492.11	1,399,872.00	-409,379.89	70.8%
Prop 56 Revenue	327,966.84			
Transfer of Annual Allocation	0.00	230,787.00	-230,787.00	0.0%
Total 4000-General Revenue	1,321,807.15	1,630,659.00	-308,851.85	81.1%
4100-Special Revenues				
US Bank	232.49			
Total 4100-Special Revenues	232.49			
5000-Interest Income	60,705.96	20,000.00	40,705.96	303.5%
Total Income	1,382,745.60	1,650,659.00	-267,913.40	83.8%
Gross Profit	1,382,745.60	1,650,659.00	-267,913.40	83.8%
Expense				
CATEGORY 1 ADMINISTRATIVE COSTS				
720300-Communication Services				
0-General Telephone/Long Dist	5,340.94	7,000.00	-1,659.06	76.3%
1-Cellular Services	1,364.62	2,700.00	-1,335.38	50.5%
Total 720300-Communication Services	6,705.56	9,700.00	-2,994.44	69.1%
720501-Janitorial				
General Housekeeping	3,283.50	4,000.00	-716.50	82.1%
Rug/Mat Service	187.91	400.00	-212.09	47.0%
Total 720501-Janitorial	3,471.41	4,400.00	-928.59	78.9%
720601-General Insurance	3,911.68	6,000.00	-2,088.32	65.2%
720900-Maintenance Bldg Improv				
Misc	475.00			
SAFE Security	248.77	300.00	-51.23	82.9%
Simplex	783.04	800.00	-16.96	97.9%
Total 720900-Maintenance Bldg Improv	1,506.81	1,100.00	406.81	137.0%
720901-Deg Repairs & Maint	26.45			
721100-Memberships				
First 5 Association	4,925.00	2,900.00	2,025.00	169.8%
Other	75.00	500.00	-425.00	15.0%
Total 721100-Memberships	5,000.00	3,400.00	1,600.00	147.1%
721304-Misc OFC Supplies	1,950.11	3,000.00	-1,049.89	65.0%
721305-Subscriptions	412.09	500.00	-87.91	82.4%
721306-Equipment < $1,000	64.50	4,000.00	-3,935.50	1.6%
721307-Furniture < $1,000	0.00	1,000.00	-1,000.00	0.0%
721308-Computer Supplies	1,322.65	2,000.00	-677.35	66.1%
721403-Audit/Accounting Service				
Auditor's Office Services	16,094.44	5,000.00	11,094.44	321.9%
Contract Accounting Services	29,760.00	35,000.00	-5,240.00	85.0%
Year-End Financial Audit	10,965.00	12,500.00	-1,535.00	87.7%
Total 721403-Audit/Accounting Service	56,819.44	52,500.00	4,319.44	108.2%
721436-Attorney/Legal Services	48,537.59	5,000.00	43,537.59	970.8%
721491-Prof & Spec Services				
1. Human Resources				
HR Dir. Svcs & Recruitmt/Legal	1,390.00			
HR Salaries/Benefits	171,024.60	187,866.00	-16,841.40	91.0%
IT Contract	28,800.40	31,500.00	-2,699.60	91.4%
Total 1. Human Resources	201,215.00	219,366.00	-18,151.00	91.7%
Total 721491-Prof & Spec Services	201,215.00	219,366.00	-18,151.00	91.7%
721600-Rent & Lease Equipment	2,905.05	3,000.00	-94.95	96.8%
721900-Special Department Exp				
First 5	12,350.34	5,000.00	7,350.34	247.0%
Total 721900-Special Department Exp	12,350.34	5,000.00	7,350.34	247.0%
721909-Property Taxes	0.00	600.00	-600.00	0.0%

First 5 Madera County
Gen. Profit & Loss Budget vs. Actual
July 2019 through May 2020

	Jul '19 - May 20	Budget	$ Over Budget	% of Budget
722000 · Transp/Travel/Education				
Conference Registration	2,046.76			
Lodging	2,689.31			
Transportation/Mileage	1,884.00			
722000 · Transp/Travel/Education - Other	0.00	9,400.00	-9,400.00	0.0%
Total 722000 · Transp/Travel/Education	6,620.07	9,400.00	-2,779.93	70.4%
722101 · Utilities	3,455.39	5,000.00	-1,544.61	69.1%
722102 · Sewer & Water Charges	540.61	600.00	-59.39	90.1%
Total CATEGORY 1 ADMINISTRATIVE COSTS	356,814.75	335,566.00	21,248.75	106.3%
CATEGORY 2 PROGRAM COSTS				
721400-Prof & Specialized Serv				
3. Capacity Building				
3.01-Education and Outreach	1,038.43			
3.07-Professional Development	148.80			
3.09 - Publications	400.00			
Total 3. Capacity Building	1,587.23			
Total 721400-Prof & Specialized Serv	1,587.23			
750106 · Transfer - FRC 77050				
5. Transfer from Reserve	0.00	230,787.00	-230,787.00	0.0%
Total 750106 · Transfer - FRC 77050	0.00	230,787.00	-230,787.00	0.0%
Total CATEGORY 2 PROGRAM COSTS	1,587.23	230,787.00	-229,199.77	0.7%
Total Expense	358,401.98	566,353.00	-207,951.02	63.3%
Net Income	**1,024,343.62**	**1,084,306.00**	**-59,962.38**	**94.5%**

First 5 Madera County
Programs Profit & Loss Budget vs. Actual
July 2019 through May 2020

	Jul '19 - May 20	Budget	$ Over Budget	% of Budget
Income				
4100-Special Revenues				
Cannabis Prevention Toolkit	6,000.00	7,500.00	-1,500.00	80.0%
Census 2020	7,000.00			
Impact Grant	3,644.00			
Injury Prevention	2,500.00			
Total 4100-Special Revenues	19,144.00	7,500.00	11,644.00	255.3%
Total Income	19,144.00	7,500.00	11,644.00	255.3%
Gross Profit	19,144.00	7,500.00	11,644.00	255.3%
Expense				
CATEGORY 1 ADMINISTRATIVE COSTS				
720601-General Insurance	125.00			
721304-Misc OFC Supplies	63.92			
721491-Prof & Spec Services				
1. Human Resources				
HR Salaries/Benefits	53,135.02	44,582.00	8,553.02	119.2%
Total 1. Human Resources	53,135.02	44,582.00	8,553.02	119.2%
Total 721491-Prof & Spec Services	53,135.02	44,582.00	8,553.02	119.2%
721900-Special Department Exp				
First 5	640.88			
Total 721900-Special Department Exp	640.88			
722000 · Transp/Travel/Education				
Transportation/Mileage	1,026.75			
Total 722000 · Transp/Travel/Education	1,026.75			
Total CATEGORY 1 ADMINISTRATIVE COSTS	54,991.57	44,582.00	10,409.57	123.3%
CATEGORY 2 PROGRAM COSTS				
721400-Prof & Specialized Serv				
1. Human Resources				
HR Salaries/Benefits	190,986.14	236,703.00	-45,716.86	80.7%
Total 1. Human Resources	190,986.14	236,703.00	-45,716.86	80.7%
2. Funding Initiatives				
A-ENCUMBERED				
A.08-Americorp	11,380.22	10,000.00	1,380.22	113.8%
Total A-ENCUMBERED	11,380.22	10,000.00	1,380.22	113.8%
C-NEW GRANT AWARDS				
C.04-Preschool Oral Health Init	23,996.06	5,000.00	18,996.06	479.9%
C.05-Tobacco and Cannabis (PD)	750.00	12,500.00	-11,750.00	6.0%
C.06-Injury Prevention	3,072.33	5,000.00	-1,927.67	61.4%
C.07-Equity in Service Delivery	0.00	15,000.00	-15,000.00	0.0%
C.08-Westside Family Prsvtn Srv	0.00	25,000.00	-25,000.00	0.0%
C.09-Chowchilla Elem. Sch Distr	0.00	25,000.00	-25,000.00	0.0%
C.10-Centro Binacional	0.00	25,000.00	-25,000.00	0.0%
C.11-Exceptional Parents Unlmtd	0.00	25,000.00	-25,000.00	0.0%
C.12-CASA - ASQ Project	248.40	100,000.00	-99,751.60	0.2%
C.13-Camarena-Healthy Lifestyle	0.00	100,000.00	-100,000.00	0.0%
C.14-Census 2020	135.08			
C-NEW GRANT AWARDS - Other	0.00	100,000.00	-100,000.00	0.0%
Total C-NEW GRANT AWARDS	28,201.87	437,500.00	-409,298.13	6.4%
D-Special Project PILOT				
D.02-Vision Mobile	4,802.80	10,000.00	-5,197.20	48.0%
D.04-Targeted Zip Code Outreach	0.00	60,000.00	-60,000.00	0.0%
D.05-Resource Awareness	0.00	40,000.00	-40,000.00	0.0%
D.06-Community Mobilization	0.00	40,000.00	-40,000.00	0.0%
D.07-Park Conversation Panels	0.00	10,000.00	-10,000.00	0.0%
Total D-Special Project PILOT	4,802.80	160,000.00	-155,197.20	3.0%
Total 2. Funding Initiatives	44,384.89	607,500.00	-563,115.11	7.3%

First 5 Madera County
Programs Profit & Loss Budget vs. Actual
July 2019 through May 2020

	Jul '19 - May 20	Budget	$ Over Budget	% of Budget
3. Capacity Building				
3.01-Education and Outreach	6,283.55	5,000.00	1,283.55	125.7%
3.07-Professional Development	0.00	6,500.00	-6,500.00	0.0%
3.09 - Publications	500.00	5,000.00	-4,500.00	10.0%
3.11 - Talk Read Sing Campaign	0.00	10,000.00	-10,000.00	0.0%
Total 3. Capacity Building	6,783.55	26,500.00	-19,716.45	25.6%
Total 721400-Prof & Specialized Serv	242,154.58	870,703.00	-628,548.42	27.8%
750106 · Transfer - FRC 77050				
1. Madera FRC Operating Budget	175,000.00	175,000.00	0.00	100.0%
2. Chowchilla FRC Oper. Budget	120,000.00	120,000.00	0.00	100.0%
3. Chowchilla Bldg Maint Accnt	20,000.00	20,000.00	0.00	100.0%
4. Oakhurst FRC Oper. Budget	45,000.00	45,000.00	0.00	100.0%
Total 750106 · Transfer - FRC 77050	360,000.00	360,000.00	0.00	100.0%
Total CATEGORY 2 PROGRAM COSTS	602,154.58	1,230,703.00	-628,548.42	48.9%
Total Expense	657,146.15	1,275,285.00	-618,138.85	51.5%
Net Income	**-638,002.15**	**-1,267,785.00**	**629,782.85**	**50.3%**

First 5 Madera County
Evaluations Profit & Loss Budget vs. Actual
July 2019 through May 2020

	Jul '19 - May 20	Budget	$ Over Budget	% of Budget
Expense				
CATEGORY 1 ADMINISTRATIVE COSTS				
721491-Prof & Spec Services				
1. Human Resources				
HR Salaries/Benefits	17,711.69	14,860.00	2,851.69	119.2%
Total 1. Human Resources	17,711.69	14,860.00	2,851.69	119.2%
Total 721491-Prof & Spec Services	17,711.69	14,860.00	2,851.69	119.2%
721900-Special Department Exp				
Evaluation	0.00	1,000.00	-1,000.00	0.0%
Total 721900-Special Department Exp	0.00	1,000.00	-1,000.00	0.0%
722000 · Transp/Travel/Education	0.00	500.00	-500.00	0.0%
Total CATEGORY 1 ADMINISTRATIVE COSTS	17,711.69	16,360.00	1,351.69	108.3%
CATEGORY 3 EVALUATION COSTS				
721462 · Prof. & Specialized Serv				
Human Resources- Eval. Officer	53,134.27	65,582.00	-12,447.73	81.0%
Total 721462 · Prof. & Specialized Serv	53,134.27	65,582.00	-12,447.73	81.0%
Total CATEGORY 3 EVALUATION COSTS	53,134.27	65,582.00	-12,447.73	81.0%
Total Expense	70,845.96	81,942.00	-11,096.04	86.5%
Net Income	**-70,845.96**	**-81,942.00**	**11,096.04**	**86.5%**

First 5 Madera County
Madera FRC Profit & Loss Budget vs. Actual
July 2019 through May 2020

	Jul '19 - May 20	Budget	$ Over Budget	% of Budget
Income				
4000-General Revenue				
Miscellaneous Income				
Reimbursement for Postage	94.55			
Miscellaneous Income - Other	0.06			
Total Miscellaneous Income	94.61			
Transfer of Annual Allocation	180,400.00	175,000.00	5,400.00	103.1%
Total 4000-General Revenue	180,494.61	175,000.00	5,494.61	103.1%
4100-Special Revenues				
Impact Grant	4,179.55			
Preventative Services Program	22,500.00	30,000.00	-7,500.00	75.0%
Supervised Visitation	0.00	15,000.00	-15,000.00	0.0%
Total 4100-Special Revenues	26,679.55	45,000.00	-18,320.45	59.3%
4500-Family Resource Ctr-Rent				
Copies/Color Copier	660.42			
Rent	40,617.00			
Telephone	1,800.00			
4500-Family Resource Ctr-Rent - Other	0.00	25,000.00	-25,000.00	0.0%
Total 4500-Family Resource Ctr-Rent	43,077.42	25,000.00	18,077.42	172.3%
5000-Interest Income	1,539.20			
Total Income	251,790.78	245,000.00	6,790.78	102.8%
Gross Profit	251,790.78	245,000.00	6,790.78	102.8%
Expense				
CATEGORY 1 ADMINISTRATIVE COSTS				
720300-Communication Services				
0-General Telephone/Long Dist	9,112.46	12,000.00	-2,887.54	75.9%
1-Cellular Services	933.93	975.00	-41.07	95.8%
2-Equipment Maintenance	0.00	100.00	-100.00	0.0%
Total 720300-Communication Services	10,046.39	13,075.00	-3,028.61	76.8%
720501-Janitorial				
General Housekeeping	7,661.50	9,000.00	-1,338.50	85.1%
Rug/Mat Service	187.84	400.00	-212.16	47.0%
Total 720501-Janitorial	7,849.34	9,400.00	-1,550.66	83.5%
720601-General Insurance	2,441.68	3,500.00	-1,058.32	69.8%
720900-Maintenance Bldg Improv				
Misc	181.81			
SAFE Security	580.50	600.00	-19.50	96.8%
Simplex	1,827.08	1,600.00	227.08	114.2%
Total 720900-Maintenance Bldg Improv	2,589.39	2,200.00	389.39	117.7%
720901-Deg Repairs & Maint	3,574.40	2,500.00	1,074.40	143.0%
720903-Gardening	1,720.00	2,000.00	-280.00	86.0%
720914-Pest Control	433.00	800.00	-367.00	54.1%
721304-Misc OFC Supplies	2,475.52	4,000.00	-1,524.48	61.9%
721306-Equipment < $1,000	32.25	1,000.00	-967.75	3.2%
721307-Furniture < $1,000	0.00	1,000.00	-1,000.00	0.0%
721308-Computer Supplies	43.95	5,000.00	-4,956.05	0.9%
721600-Rent & Lease Equipment	6,821.26	7,000.00	-178.74	97.4%
721900-Special Department Exp				
Impact Grant	4,179.55			
Madera FRC Programming	9,270.74	5,500.00	3,770.74	168.6%
Total 721900-Special Department Exp	13,450.29	5,500.00	7,950.29	244.6%
722000 · Transp/Travel/Education				
Conference Registration	799.37			
Lodging	1,289.53			
Transportation/Mileage	2,443.26			
722000 · Transp/Travel/Education - Other	0.00	3,000.00	-3,000.00	0.0%
Total 722000 · Transp/Travel/Education	4,532.16	3,000.00	1,532.16	151.1%
722101 · Utilities	8,062.51	10,000.00	-1,937.49	80.6%
722102 · Sewer & Water Charges	3,297.81	4,000.00	-702.19	82.4%
Total CATEGORY 1 ADMINISTRATIVE COSTS	67,369.95	73,975.00	-6,605.05	91.1%
CATEGORY 2 PROGRAM COSTS				
721400-Prof & Specialized Serv				
1. Human Resources				
HR Salaries/Benefits	99,943.13	107,537.00	-7,593.87	92.9%
Total 1. Human Resources	99,943.13	107,537.00	-7,593.87	92.9%

First 5 Madera County
Madera FRC Profit & Loss Budget vs. Actual
July 2019 through May 2020

	Jul '19 - May 20	Budget	$ Over Budget	% of Budget
2. Funding Initiatives				
A-ENCUMBERED				
A.08-Americorp	43,059.24	60,000.00	-16,940.76	71.8%
Total A-ENCUMBERED	43,059.24	60,000.00	-16,940.76	71.8%
Total 2. Funding Initiatives	43,059.24	60,000.00	-16,940.76	71.8%
Total 721400-Prof & Specialized Serv	143,002.37	167,537.00	-24,534.63	85.4%
Total CATEGORY 2 PROGRAM COSTS	143,002.37	167,537.00	-24,534.63	85.4%
62400 · 900002-Depreciation Expense	72,519.26			
Total Expense	282,891.58	241,512.00	41,379.58	117.1%
Net Income	**-31,100.80**	**3,488.00**	**-34,588.80**	**-891.7%**

First 5 Madera County
Chowchilla Profit & Loss Budget vs. Actual
July 2019 through May 2020

	Jul '19 - May 20	Budget	$ Over Budget	% of Budget
Income				
4000-General Revenue				
Transfer of Annual Allocation	120,000.00	120,000.00	0.00	100.0%
Total 4000-General Revenue	120,000.00	120,000.00	0.00	100.0%
4100-Special Revenues				
Impact Grant	1,054.58			
Injury Prevention	2,500.00			
Total 4100-Special Revenues	3,554.58			
4500-Family Resource Ctr-Rent				
Copies/Color Copier	46.60			
Rent	19,444.34			
Telephone	640.00			
4500-Family Resource Ctr-Rent - Other	0.00	54,000.00	-54,000.00	0.0%
Total 4500-Family Resource Ctr-Rent	20,130.94	54,000.00	-33,869.06	37.3%
5000-Interest Income	774.05			
Total Income	144,459.57	174,000.00	-29,540.43	83.0%
Gross Profit	144,459.57	174,000.00	-29,540.43	83.0%
Expense				
CATEGORY 1 ADMINISTRATIVE COSTS				
720300-Communication Services				
0-General Telephone/Long Dist	21,910.38	18,000.00	3,910.38	121.7%
Total 720300-Communication Services	21,910.38	18,000.00	3,910.38	121.7%
720501-Janitorial				
General Housekeeping	7,232.50	9,600.00	-2,367.50	75.3%
Rug/Mat Service	384.81	400.00	-15.19	96.2%
Total 720501-Janitorial	7,617.31	10,000.00	-2,382.69	76.2%
720601-General Insurance	2,441.68	3,500.00	-1,058.32	69.8%
720900-Maintenance Bldg Improv				
Misc	359.36	500.00	-140.64	71.9%
SAFE Security	0.00	600.00	-600.00	0.0%
Simplex	3,188.17	2,300.00	888.17	138.6%
Total 720900-Maintenance Bldg Improv	3,547.53	3,400.00	147.53	104.3%
720901-Deg Repairs & Maint	874.50	1,000.00	-125.50	87.5%
720903-Gardening	2,500.00	2,000.00	500.00	125.0%
720914-Pest Control	715.00	600.00	115.00	119.2%
721304-Misc OFC Supplies	1,718.52	2,500.00	-781.48	68.7%
721305-Subscriptions	42.03			
721306-Equipment < $1,000	32.25	750.00	-717.75	4.3%
721307-Furniture < $1,000	196.27	1,000.00	-803.73	19.6%
721308-Computer Supplies	169.49	1,200.00	-1,030.51	14.1%
721600-Rent & Lease Equipment	3,697.27	5,000.00	-1,302.73	73.9%
721900-Special Department Exp				
Chowchilla FRC	2,314.59	1,800.00	514.59	128.6%
Impact Grant	680.00			
Total 721900-Special Department Exp	2,994.59	1,800.00	1,194.59	166.4%
721909-Property Taxes	36.90			
722000 · Transp/Travel/Education				
Lodging	301.21			
Transportation/Mileage	863.05			
722000 · Transp/Travel/Education - Other	0.00	1,600.00	-1,600.00	0.0%
Total 722000 · Transp/Travel/Education	1,164.26	1,600.00	-435.74	72.8%
722101 · Utilities	11,771.83	9,500.00	2,271.83	123.9%
722102 · Sewer & Water Charges	2,021.90	3,600.00	-1,578.10	56.2%
Total CATEGORY 1 ADMINISTRATIVE COSTS	63,451.71	65,450.00	-1,998.29	96.9%
CATEGORY 2 PROGRAM COSTS				
721400-Prof & Specialized Serv				
1. Human Resources				
HR Salaries/Benefits	51,158.82	55,955.00	-4,796.18	91.4%
Total 1. Human Resources	51,158.82	55,955.00	-4,796.18	91.4%

First 5 Madera County
Chowchilla Profit & Loss Budget vs. Actual
July 2019 through May 2020

	Jul '19 - May 20	Budget	$ Over Budget	% of Budget
2. Funding Initiatives				
A-ENCUMBERED				
A.08-Americorp	17,804.42	15,000.00	2,804.42	118.7%
Total A-ENCUMBERED	17,804.42	15,000.00	2,804.42	118.7%
Total 2. Funding Initiatives	17,804.42	15,000.00	2,804.42	118.7%
3. Capacity Building				
3.08 - Impact (Incentives)	374.58			
Total 3. Capacity Building	374.58			
4. Family Res. Ctr Initiative				
Elevator Contract	3,798.24	4,000.00	-201.76	95.0%
Total 4. Family Res. Ctr Initiative	3,798.24	4,000.00	-201.76	95.0%
Total 721400-Prof & Specialized Serv	73,136.06	74,955.00	-1,818.94	97.6%
750106 · Transfer - FRC 77050				
2. Chowchilla FRC Oper. Budget	5,400.00			
Total 750106 · Transfer - FRC 77050	5,400.00			
Total CATEGORY 2 PROGRAM COSTS	78,536.06	74,955.00	3,581.06	104.8%
Total Expense	141,987.77	140,405.00	1,582.77	101.1%
Net Income	**2,471.80**	**33,595.00**	**-31,123.20**	**7.4%**

First 5 Madera County
Eastern Madera County FRC Profit & Loss Budget vs. Actual
July 2019 through May 2020

	Jul '19 - May 20	Budget	$ Over Budget	% of Budget
Income				
4000-General Revenue				
Transfer of Annual Allocation	45,000.00	45,000.00	0.00	100.0%
Total 4000-General Revenue	45,000.00	45,000.00	0.00	100.0%
Total Income	45,000.00	45,000.00	0.00	100.0%
Gross Profit	45,000.00	45,000.00	0.00	100.0%
Expense				
CATEGORY 1 ADMINISTRATIVE COSTS				
720601-General Insurance	846.67	900.00	-53.33	94.1%
720901-Deg Repairs & Maint	0.00	500.00	-500.00	0.0%
721304-Misc OFC Supplies	353.28	200.00	153.28	176.6%
721900-Special Department Exp				
Oakhurst FRC	190.34	1,000.00	-809.66	19.0%
Total 721900-Special Department Exp	190.34	1,000.00	-809.66	19.0%
722000 · Transp/Travel/Education				
Transportation/Mileage	967.30			
722000 · Transp/Travel/Education - Other	0.00	2,350.00	-2,350.00	0.0%
Total 722000 · Transp/Travel/Education	967.30	2,350.00	-1,382.70	41.2%
Total CATEGORY 1 ADMINISTRATIVE COSTS	2,357.59	4,950.00	-2,592.41	47.6%
CATEGORY 2 PROGRAM COSTS				
721400-Prof & Specialized Serv				
1. Human Resources				
HR Salaries/Benefits	34,106.14	37,304.00	-3,197.86	91.4%
Total 1. Human Resources	34,106.14	37,304.00	-3,197.86	91.4%
2. Funding Initiatives				
A-ENCUMBERED				
A.08-Americorp	3,471.42	5,000.00	-1,528.58	69.4%
Total A-ENCUMBERED	3,471.42	5,000.00	-1,528.58	69.4%
Total 2. Funding Initiatives	3,471.42	5,000.00	-1,528.58	69.4%
Total 721400-Prof & Specialized Serv	37,577.56	42,304.00	-4,726.44	88.8%
Total CATEGORY 2 PROGRAM COSTS	37,577.56	42,304.00	-4,726.44	88.8%
Total Expense	39,935.15	47,254.00	-7,318.85	84.5%
Net Income	**5,064.85**	**-2,254.00**	**7,318.85**	**-224.7%**

First 5 Madera County
Deferred Maintenance Profit & Loss Budget vs. Actual
July 2019 through May 2020

	Jul '19 - May 20	Budget	$ Over Budget	% of Budget
Income				
4000-General Revenue				
Transfer of Annual Allocation	20,000.00	20,000.00	0.00	100.0%
Total 4000-General Revenue	20,000.00	20,000.00	0.00	100.0%
5000-Interest Income	560.77			
Total Income	20,560.77	20,000.00	560.77	102.8%
Gross Profit	20,560.77	20,000.00	560.77	102.8%
Expense				
CATEGORY 1 ADMINISTRATIVE COSTS				
740301 · Equip & Furniture>$1000	0.00	20,000.00	-20,000.00	0.0%
Total CATEGORY 1 ADMINISTRATIVE COSTS	0.00	20,000.00	-20,000.00	0.0%
Total Expense	0.00	20,000.00	-20,000.00	0.0%
Net Income	**20,560.77**	**0.00**	**20,560.77**	**100.0%**

First 5 Madera County
Impact Grant Profit & Loss Budget vs. Actual
July 2019 through May 2020

	Jul '19 - May 20	Budget	$ Over Budget	% of Budget
Income				
4100-Special Revenues				
Impact Grant	154,474.69	567,486.00	-413,011.31	27.2%
Total 4100-Special Revenues	154,474.69	567,486.00	-413,011.31	27.2%
Total Income	154,474.69	567,486.00	-413,011.31	27.2%
Gross Profit	154,474.69	567,486.00	-413,011.31	27.2%
Expense				
CATEGORY 1 ADMINISTRATIVE COSTS				
720300-Communication Services				
1-Cellular Services	418.11	1,200.00	-781.89	34.8%
Total 720300-Communication Services	418.11	1,200.00	-781.89	34.8%
721304-Misc OFC Supplies	813.48	2,000.00	-1,186.52	40.7%
721305-Subscriptions	0.00	460.00	-460.00	0.0%
721308-Computer Supplies	15,500.44	17,750.00	-2,249.56	87.3%
721600-Rent & Lease Equipment	0.00	3,000.00	-3,000.00	0.0%
721700-Rents & Leases Bldg/Land	14,955.93	19,812.00	-4,856.07	75.5%
721900-Special Department Exp				
Impact Grant	75,672.24	119,520.00	-43,847.76	63.3%
Total 721900-Special Department Exp	75,672.24	119,520.00	-43,847.76	63.3%
722000 · Transp/Travel/Education				
Lodging	896.96			
Transportation/Mileage	601.98			
722000 · Transp/Travel/Education - Other	0.00	5,500.00	-5,500.00	0.0%
Total 722000 · Transp/Travel/Education	1,498.94	5,500.00	-4,001.06	27.3%
Total CATEGORY 1 ADMINISTRATIVE COSTS	108,859.14	169,242.00	-60,382.86	64.3%
CATEGORY 2 PROGRAM COSTS				
721400-Prof & Specialized Serv				
1. Human Resources				
HR Salaries/Benefits	124,113.84	195,794.00	-71,680.16	63.4%
Total 1. Human Resources	124,113.84	195,794.00	-71,680.16	63.4%
3. Capacity Building				
3.01-Education and Outreach	112.58			
3.07-Professional Development	5,511.53	0.00	5,511.53	100.0%
3.08 - Impact (Incentives)	62,380.29	91,114.00	-28,733.71	68.5%
3.10 - Impact (Comm. Outreach)	49,443.42	0.00	49,443.42	100.0%
Total 3. Capacity Building	117,447.82	91,114.00	26,333.82	128.9%
Total 721400-Prof & Specialized Serv	241,561.66	286,908.00	-45,346.34	84.2%
Total CATEGORY 2 PROGRAM COSTS	241,561.66	286,908.00	-45,346.34	84.2%
CATEGORY 3 EVALUATION COSTS				
721462 · Prof. & Specialized Serv				
Human Resources- Eval. Officer	31,140.23	37,304.00	-6,163.77	83.5%
Total 721462 · Prof. & Specialized Serv	31,140.23	37,304.00	-6,163.77	83.5%
Total CATEGORY 3 EVALUATION COSTS	31,140.23	37,304.00	-6,163.77	83.5%
Total Expense	381,561.03	493,454.00	-111,892.97	77.3%
Net Income	**-227,086.34**	**74,032.00**	**-301,118.34**	**-306.7%**

First 5 Madera County
01 General GL Detail YTD
July 2019 through May 2020

Type	Date	Num	Name	Memo	Class	Debit	Credit	Balance
4000-General Revenue								
Miscellaneous Income								
Deposit	07/02/2019	004563867	John Hancock Retirement Plan	191725005374-0050 Policy PG009761300 Payment to Trustees	01. Gene...		48.55	48.55
General Journal	07/02/2019	9	Misc Customers	To accrue JH overpayment ER share for Yosimi 03/20/19 payroll interfund due to Chowchilla	01. Gene...	29.13		19.42
General Journal	07/02/2019	10	Misc Customers	To accrue JH overpayment ER share for Yosimi 03/20/19 payroll interfund due to Chowchilla	01. Gene...	19.42		0.00
General Journal	07/02/2019	11	Misc. Vendors	To accrue JH overpayment ER share for Yosimi 03/20/19 payroll interfund due to Chowchilla	01. Gene...		19.42	19.42
General Journal	07/02/2019	12	Misc. Vendors	To accrue JH overpayment ER share for Yosimi 03/20/19 payroll interfund due to Chowchilla	01. Gene...		29.13	48.55
General Journal	07/02/2019	13	Misc. Vendors	To accrue JH overpayment ER share for Yosimi 03/20/19 payroll interfund due to Chowchilla	01. Gene...	29.13		19.42
General Journal	07/02/2019	14	Misc. Vendors	To accrue JH overpayment ER share for Yosimi 03/20/19 payroll interfund due to Chowchilla	01. Gene...	19.42		0.00
Deposit	10/11/2019			Blue Shield of California - 2018 Health Insurance Rebate	01. Gene...		325.77	325.77
General Journal	10/11/2019	148	Misc. Vendors	To record payable for 2018 Blue Shield Refund - EE Share Only	01. Gene...	4.25		321.52
General Journal	10/11/2019	149	Misc. Vendors	To reclassify 2018 Blue Shield Refund - EE Share Only	01. Gene...	32.53		288.99
Deposit	11/14/2019	62-876989	EDD	EDD Filing Period 06/30/19 Overpayment	01. Gene...		1,559.21	1,848.20
Deposit	02/14/2020	1647809	Misc Customers	BBSI Renewal Incentive	01. Gene...		1,500.00	3,348.20
Total Miscellaneous Income						133.88	3,482.08	3,348.20
Prop 10 Revenue								
General Journal	07/31/2019	67	Prop 10	To accrue ESTIMATE July 2019 Prop 10 Revenue	01. Gene...		89,532.77	89,532.77
General Journal	08/31/2019	68	Prop 10	To accrue ESTIMATE August 2019 Prop 10 Revenue	01. Gene...		107,599.53	197,132.30
General Journal	08/31/2019	68R	Prop 10	To reverse accrued ESTIMATE August 2019 Prop 10 Revenue	01. Gene...	107,599.53		89,532.77
General Journal	08/31/2019	210	Prop 10	To accrue August 2019 Prop 10 Revenue	01. Gene...		106,460.06	195,992.83
General Journal	09/30/2019	107	Prop 10	To accrue ESTIMATE September 2019 Prop 10 Revenue	01. Gene...		78,141.50	274,134.33
General Journal	09/30/2019	107R	Prop 10	To reverse accrual of ESTIMATE September 2019 Prop 10 Revenue	01. Gene...	78,141.50		195,992.83
General Journal	09/30/2019	215	Prop 10	To accrue September 2019 Prop 10 Revenue	01. Gene...		78,001.85	273,994.68
General Journal	10/31/2019	108	Prop 10	To accrue ESTIMATE October 2019 Prop 10 Revenue	01. Gene...		78,141.50	352,136.18
General Journal	10/31/2019	108R	Prop 10	To reverse accrual of ESTIMATE October 2019 Prop 10 Revenue	01. Gene...	78,141.50		273,994.68
General Journal	10/31/2019	216	Prop 10	To accrue October 2019 Prop 10 Revenue	01. Gene...		92,667.89	366,662.57
General Journal	11/30/2019	160	Prop 10	To accrue ESTIMATE November 2019 Prop 10 Revenue	01. Gene...		78,141.50	444,804.07
General Journal	11/30/2019	160R	Prop 10	To reverse accrual of ESTIMATE November 2019 Prop 10 Revenue	01. Gene...	78,141.50		366,662.57
General Journal	11/30/2019	217	Prop 10	To accrue November 2019 Prop 10 Revenue	01. Gene...		32,123.84	398,786.41
General Journal	12/31/2019	161	Prop 10	To accrue ESTIMATE December 2019 Prop 10 Revenue	01. Gene...		32,123.84	430,910.25
General Journal	12/31/2019	264	Prop 10	To reverse accrual of ESTIMATE December 2019 Prop 10 Revenue	01. Gene...	32,123.84		398,786.41
General Journal	12/31/2019	265	Prop 10	To accrue December 2019 Prop 10 Revenue	01. Gene...		99,260.22	498,046.63
General Journal	01/31/2020	214	Prop 10	To accrue ESTIMATE January 2020 Prop 10 Revenue	01. Gene...		32,123.84	530,170.47
General Journal	01/31/2020	262	Prop 10	To reverse accrual of ESTIMATE January 2020 Prop 10 Revenue	01. Gene...	32,123.84		498,046.63
General Journal	01/31/2020	263	Prop 10	To accrue January 2020 Prop 10 Revenue	01. Gene...		155,048.67	653,095.30
General Journal	02/29/2020	266	Prop 10	To accrue ESTIMATED February 2020 Prop 10 Revenue	01. Gene...		155,048.67	808,143.97
General Journal	02/29/2020	275	Prop 10	To reverse accrual of ESTIMATED February 2020 Prop 10 Revenue	01. Gene...	155,048.67		653,095.30
General Journal	02/29/2020	276	Prop 10	To accrue February 2020 Prop 10 Revenue	01. Gene...		75,849.90	728,945.20
General Journal	03/31/2020	302	Prop 10	To accrue ESTIMATED March 2020 Prop 10 Revenue	01. Gene...		75,849.90	804,795.10
General Journal	03/31/2020	303	Prop 10	To reverse accrual of ESTIMATED March 2020 Prop 10 Revenue	01. Gene...	75,849.90		728,945.20
General Journal	03/31/2020	304	Prop 10	To accrue March 2020 Prop 10 Revenue	01. Gene...		76,132.72	805,077.92
General Journal	04/30/2020	305	Prop 10	To accrue ESTIMATED April 2020 Prop 10 Revenue	01. Gene...		76,132.72	881,210.64
General Journal	04/30/2020	336	Prop 10	To reverse accrual of ESTIMATED April 2020 Prop 10 Revenue	01. Gene...	76,132.72		805,077.92
General Journal	04/30/2020	337	Prop 10	To accrue April 2020 Prop 10 Revenue	01. Gene...		115,725.73	920,803.65
General Journal	05/31/2020	338	Prop 10	To accrue May 2020 Prop 10 Revenue	01. Gene...		69,688.46	990,492.11
Total Prop 10 Revenue						713,303.00	1,703,795.11	990,492.11
Prop 56 Revenue								
General Journal	12/31/2019	159	Prop 56	To accrue FY 2018-19 Prop 56 Backfill Revenue	01. Gene...		327,966.84	327,966.84
Total Prop 56 Revenue						0.00	327,966.84	327,966.84
Total 4000-General Revenue						713,436.88	2,035,244.03	1,321,807.15
4100-Special Revenues								
US Bank								
Deposit	12/06/2019	6775899	US Bank	Rebate check for US Bank CC	01. Gene...		112.20	112.20
Deposit	03/06/2020	6798952	US Bank	Rebate check for US Bank CC	01. Gene...		120.29	232.49
Total US Bank						0.00	232.49	232.49
Total 4100-Special Revenues						0.00	232.49	232.49
5000-Interest Income								
General Journal	09/30/2019	80		To record 1st Qtr Allocated Interest Income	01. Gene...		13,807.93	13,807.93
General Journal	09/30/2019	80		To record 1st Qtr Allocated Interest Income	01. Gene...		8,065.86	21,873.79
General Journal	12/31/2019	213		To record 2nd Qtr Allocated Interest Income	01. Gene...		11,114.37	32,988.16
General Journal	12/31/2019	213		To record 2nd Qtr Allocated Interest Income	01. Gene...		6,730.08	39,718.24
General Journal	03/31/2020	300		To record 3rd Qtr Allocated Interest Income	01. Gene...		13,765.95	53,484.19
General Journal	03/31/2020	300		To record 3rd Qtr Allocated Interest Income	01. Gene...		7,221.77	60,705.96
Total 5000-Interest Income						0.00	60,705.96	60,705.96

First 5 Madera County
01 General GL Detail YTD
July 2019 through May 2020

Type	Date	Num	Name	Memo	Class	Debit	Credit	Balance
CATEGORY 1 ADMINISTRATIVE COSTS								
720300-Communication Services								
0-General Telephone/Long Dist								
Bill	07/01/2019	2420456	8 x 8 Inc	New Phone System for Madera FRC and Chowchilla FRC	01. Gene...	472.17		-472.17
Bill	07/13/2019	000013330125	AT&T	Monthly Charges PBX Trunk Line 06/13/19-07/12/19	01. Gene...	11.88		-484.05
Bill	08/01/2019	2442780	8 x 8 Inc	New Phone System for Madera FRC and Chowchilla FRC	01. Gene...	474.04		-958.09
Bill	08/13/2019	000013478721	AT&T	Monthly Charges PBX Trunk Line 07/13/19-08/12/19	01. Gene...	12.58		-970.67
Bill	09/01/2019	2464665	8 x 8 Inc	New Phone System for Madera FRC and Chowchilla FRC	01. Gene...	470.83		-1,441.50
Bill	09/13/2019	000013619093	AT&T	Monthly Charges PBX Trunk Line 08/13/19-09/12/19	01. Gene...	12.24		-1,453.74
Bill	10/01/2019	2493467	8 x 8 Inc	New Phone System for Madera FRC and Chowchilla FRC	01. Gene...	472.76		-1,926.50
Bill	10/13/2019	000013755064	AT&T	Monthly Charges PBX Trunk Line 09/13/19-10/12/19	01. Gene...	12.29		-1,938.79
Bill	11/01/2019	2514206	8 x 8 Inc	New Phone System for Madera FRC and Chowchilla FRC	01. Gene...	473.11		-2,411.90
Bill	11/13/2019	000013900933	AT&T	Monthly Charges PBX Trunk Line 10/13/19-11/12/19	01. Gene...	12.38		-2,424.28
Bill	12/01/2019	2537892	8 x 8 Inc	New Phone System for Madera FRC and Chowchilla FRC	01. Gene...	472.26		-2,896.54
Bill	12/13/2019	000014024769	AT&T	Monthly Charges PBX Trunk Line 10/13/19-11/12/19	01. Gene...	12.33		-2,908.87
Bill	01/01/2020	2558618	8 x 8 Inc	New Phone System for Madera FRC and Chowchilla FRC	01. Gene...	464.01		-3,372.88
Bill	01/13/2020	000014166950	AT&T	Monthly Charges PBX Trunk Line 12/13/19-01/12/20	01. Gene...	12.13		-3,385.01
Bill	02/01/2020	2580679	8 x 8 Inc	New Phone System for Madera FRC and Chowchilla FRC	01. Gene...	465.01		-3,850.02
Bill	02/13/2020	000014323365	AT&T	Monthly Charges PBX Trunk Line 01/13/20-02/12/20	01. Gene...	12.13		-3,862.15
Bill	03/01/2020	2603287	8 x 8 Inc	New Phone System for Madera FRC and Chowchilla FRC	01. Gene...	464.01		-4,326.16
Bill	03/13/2020	000014450689	AT&T	Monthly Charges PBX Trunk Line 02/13/20-03/12/20	01. Gene...	12.13		-4,338.29
Bill	04/01/2020	2627516	8 x 8 Inc	New Phone System for Madera FRC and Chowchilla FRC	01. Gene...	489.61		-4,827.90
Bill	04/13/2020	000014607529	AT&T	Monthly Charges PBX Trunk Line 03/13/20-04/12/20	01. Gene...	12.04		-4,839.94
Bill	05/01/2020	2652898	8 x 8 Inc	New Phone System for Madera FRC and Chowchilla FRC	01. Gene...	488.96		-5,328.90
Bill	05/13/2020	000014749869	AT&T	Monthly Charges PBX Trunk Line 04/13/20-05/12/20	01. Gene...	12.04		-5,340.94
Total 0-General Telephone/Long Dist						5,340.94	0.00	-5,340.94
1-Cellular Services								
Bill	07/26/2019	9834945919	Verizon Wireless	06/27/19 - 07/26/19	01. Gene...	158.58		-158.58
Bill	08/26/2019	9836940553	Verizon Wireless	07/27/19 - 08/26/19	01. Gene...	156.81		-315.39
Bill	09/26/2019	9838954612	Verizon Wireless	08/27/19 - 09/26/19	01. Gene...	159.22		-474.61
Bill	10/26/2019	9840990266	Verizon Wireless	09/27/19 - 10/26/19	01. Gene...	157.63		-632.24
Bill	11/26/2019	9843045403	Verizon Wireless	10/27/19 - 11/26/19	01. Gene...	156.42		-788.66
Bill	12/26/2019	9845123704	Verizon Wireless	11/27/19 - 12/26/19	01. Gene...	156.35		-945.01
Bill	01/26/2020	9847192166	Verizon Wireless	12/27/19 - 01/26/20	01. Gene...	156.04		-1,101.05
Bill	02/26/2020	9849264701	Verizon Wireless	01/27/20 - 02/26/20	01. Gene...	16.20		-1,117.25
Bill	03/26/2020	9851365577	Verizon Wireless	02/27/20 - 03/26/20	01. Gene...	79.08		-1,196.33
Bill	04/26/2020	9853430079	Verizon Wireless	03/27/20 - 04/26/20	01. Gene...	80.83		-1,277.16
Bill	05/26/2020	9855479941	Verizon Wireless	04/27/20 - 05/26/20	01. Gene...	87.46		-1,364.62
Total 1-Cellular Services						1,364.62	0.00	-1,364.62
Total 720300-Communication Services						6,705.56	0.00	-6,705.56
720501-Janitorial								
General Housekeeping								
Bill	07/01/2019	1545141902	Coverall North America, Inc.	Janitorial Service for 07/01/19 - 07/31/19	01. Gene...	298.50		-298.50
Bill	08/01/2019	1545142768	Coverall North America, Inc.	Janitorial Service for 08/01/19 - 08/31/19	01. Gene...	298.50		-597.00
Bill	09/01/2019	1545143667	Coverall North America, Inc.	Janitorial Service for 09/01/19 - 09/30/19	01. Gene...	298.50		-895.50
Bill	10/01/2019	1545144558	Coverall North America, Inc.	Janitorial Service for 10/01/19 - 10/31/19	01. Gene...	298.50		-1,194.00
Bill	11/01/2019	1545145438	Coverall North America, Inc.	Janitorial Service for 11/01/19 - 11/30/19	01. Gene...	298.50		-1,492.50
Bill	12/01/2019	1545146306	Coverall North America, Inc.	Janitorial Service for 12/01/19 - 12/31/19	01. Gene...	298.50		-1,791.00
Bill	01/01/2020	1545147179	Coverall North America, Inc.	Janitorial Service for 01/01/20 - 01/31/20	01. Gene...	298.50		-2,089.50
Bill	02/01/2020	1545148104	Coverall North America, Inc.	Janitorial Service for 02/01/20 - 02/29/20	01. Gene...	298.50		-2,388.00
Bill	03/01/2020	1545149002	Coverall North America, Inc.	Janitorial Service for 03/01/20 - 03/31/20	01. Gene...	298.50		-2,686.50
Bill	04/01/2020	1545149880	Coverall North America, Inc.	Janitorial Service for 04/01/20 - 04/30/20	01. Gene...	298.50		-2,985.00
Bill	05/01/2020	1545150862	Coverall North America, Inc.	Janitorial Service for 05/01/20 - 05/31/20	01. Gene...	298.50		-3,283.50
Total General Housekeeping						3,283.50	0.00	-3,283.50
Rug/Mat Service								
Bill	07/08/2019	621566347	Cintas Corporation #621	Rug/Mat Cleaning Services	01. Gene...	18.05		-18.05
Bill	08/12/2019	621575699	Cintas Corporation #621	Rug/Mat Cleaning Services	01. Gene...	19.69		-37.74
Bill	09/09/2019	621583316	Cintas Corporation #621	Rug/Mat Cleaning Services	01. Gene...	27.05		-64.79
Bill	10/07/2019	4031864003	Cintas Corporation #621	Rug/Mat Cleaning Services	01. Gene...	17.59		-82.38
Bill	11/04/2019	4034057260	Cintas Corporation #621	Rug/Mat Cleaning Services	01. Gene...	17.59		-99.97
Bill	12/02/2019	4036346779	Cintas Corporation #621	Rug/Mat Cleaning Services	01. Gene...	17.59		-117.56
Bill	12/30/2019	4038751258	Cintas Corporation #621	Rug/Mat Cleaning Services	01. Gene...	17.59		-135.15
Bill	01/27/2020	4041051883	Cintas Corporation #621	Rug/Mat Cleaning Services	01. Gene...	17.59		-152.74
Bill	02/24/2020	4043509978	Cintas Corporation #621	Rug/Mat Cleaning Services	01. Gene...	17.59		-170.33
Bill	03/23/2020	4046101675	Cintas Corporation #621	Rug/Mat Cleaning Services	01. Gene...	17.58		-187.91
Total Rug/Mat Service						187.91	0.00	-187.91
Total 720501-Janitorial						3,471.41	0.00	-3,471.41
720601-General Insurance								
Bill	09/15/2019	5205	Alliant Insurance Services, Inc.	2019-2020 Special Liability Ins Program (09/29/19 to 09/29/20) Policy #TBD	01. Gene...	3,386.68		-3,386.68
Bill	05/29/2020	ACIP221	Alliant Insurance Services, Inc.	2020-2021 Crime Ins Policy #ACIP712020	01. Gene...	525.00		-3,911.68
Total 720601-General Insurance						3,911.68	0.00	-3,911.68

First 5 Madera County
01 General GL Detail YTD
July 2019 through May 2020

Type	Date	Num	Name	Memo	Class	Debit	Credit	Balance
720900-Maintenance Bldg Improv								
Misc								
Bill	09/12/2019	82336	Madera Police Department	Alarm Permit Renewal Acct #1390	01. Gene...	25.00		-25.00
Bill	03/04/2020	000049-R-0001	Level 5 Technology Solutions,...	Monthly Website Maintenance Plan	01. Gene...	150.00		-175.00
Bill	04/01/2020	000049-R-0002	Level 5 Technology Solutions,...	Monthly Website Maintenance Plan	01. Gene...	150.00		-325.00
Bill	05/01/2020	000049-R-0003	Level 5 Technology Solutions,...	Monthly Website Maintenance Plan	01. Gene...	150.00		-475.00
Total Misc						475.00	0.00	-475.00
SAFE Security								
Bill	07/14/2019	5559903	SAFE Security	Monitoring 08/1-08/31/19	01. Gene...	19.07		-19.07
Bill	08/14/2019	5623882	SAFE Security	Monitoring 09/1-09/30/19	01. Gene...	19.07		-38.14
Bill	09/14/2019	5687085	SAFE Security	Monitoring 10/1-10/31/19	01. Gene...	19.07		-57.21
Bill	10/14/2019	5748425	SAFE Security	Monitoring 11/1-11/30/19	01. Gene...	19.07		-76.28
Bill	11/14/2019	58093333	SAFE Security	Monitoring 12/1-12/31/19	01. Gene...	19.07		-95.35
Bill	12/11/2019	5867976	SAFE Security	Labor Hours Service	01. Gene...	39.00		-134.35
Bill	12/14/2019	5869366	SAFE Security	Monitoring 01/01/20 - 01/31/20	01. Gene...	19.07		-153.42
Bill	01/14/2020	5929667	SAFE Security	Monitoring 02/01/20 - 02/29/20	01. Gene...	19.07		-172.49
Bill	02/14/2020	6001831	SAFE Security	Monitoring 03/01/20 - 03/31/20	01. Gene...	19.07		-191.56
Bill	03/14/2020	6071644	AAA Smart Home	Monitoring 04/01/2020 - 04/30/2020	01. Gene...	19.07		-210.63
Bill	04/14/2020	6133108	AAA Smart Home	Monitoring 05/01/2020 - 05/31/2020	01. Gene...	19.07		-229.70
Bill	05/14/2020	6194337	AAA Smart Home	Monitoring 06/01/2020 - 06/30/2020	01. Gene...	19.07		-248.77
Total SAFE Security						248.77	0.00	-248.77
Simplex								
Bill	08/02/2019	21124222	Johnson Controls	Quarterly Invoice for Fire Alarm, Sprinkler, Emergency Exit Lights & Extinguisher Test	01. Gene...	195.76		-195.76
Bill	11/01/2019	21302106	Johnson Controls	Quarterly Invoice for Fire Alarm, Sprinkler, Emergency Exit Lights & Extinguisher Test	01. Gene...	195.76		-391.52
Bill	02/04/2020	21456996	Johnson Controls	Quarterly Invoice for Fire Alarm, Sprinkler, Emergency Exit Lights & Extinguisher Test	01. Gene...	195.76		-587.28
Bill	05/01/2020	21608432	Johnson Controls	Quarterly Invoice for Fire Alarm, Sprinkler, Emergency Exit Lights & Extinguisher Test	01. Gene...	195.76		-783.04
Total Simplex						783.04	0.00	-783.04
Total 720900-Maintenance Bldg Improv						1,506.81	0.00	-1,506.81
720901-Deg Repairs & Maint								
Bill	10/22/2019	102219	Corporate Payment System	Lowes - 50 lb Concrete Mix, Post Cap & Chain Link Fence Post	01. Gene...	26.45		-26.45
Total 720901-Deg Repairs & Maint						26.45	0.00	-26.45
721100-Memberships								
First 5 Association								
Bill	07/25/2019	202030PF	First 5 Association of CA	Restricted Grants - 2019-2020 Policy Fund Contribution	01. Gene...	500.00		-500.00
Bill	08/01/2019	19352	Madera Chamber of Commerce	September 2019 - August 2020 Membership Dues (10-14 Employees)	01. Gene...	300.00		-800.00
Bill	05/29/2020	202130	First 5 Association of CA	Annual Membership Dues for period from July 1, 2020 to June 30, 2021	01. Gene...	3,625.00		-4,425.00
Bill	05/29/2020	202130	First 5 Association of CA	Restricted Grants - 2020-2021 Policy Fund Contribution	01. Gene...	500.00		-4,925.00
Total First 5 Association						4,925.00	0.00	-4,925.00
Other								
Bill	12/12/2019	4746	Chowchilla District Chamber o...	Annual Dues: 2020 Jan - December Membership Renewal	01. Gene...	75.00		-75.00
Total Other						75.00	0.00	-75.00
Total 721100-Memberships						5,000.00	0.00	-5,000.00
721304-Misc OFC Supplies								
Bill	07/03/2019	337665356001	Office Depot	Office Supplies	01. Gene...	34.63		-34.63
Bill	07/05/2019	2317956951	Office Depot	Office Supplies	01. Gene...	2.06		-36.69
Bill	07/11/2019	339487451001	Office Depot	Office Supplies	01. Gene...	52.92		-89.61
Bill	07/25/2019	349122081001	Office Depot	Office Supplies	01. Gene...	36.61		-126.22
Bill	07/26/2019	349120012001	Office Depot	Office Supplies	01. Gene...	52.96		-179.18
Bill	08/09/2019	358932021001	Office Depot	Office Supplies	01. Gene...	71.82		-251.00
Bill	08/15/2019	363081370001	Office Depot	Office Supplies	01. Gene...	47.71		-298.71
Bill	08/30/2019	372149282001	Office Depot	Office Supplies	01. Gene...	8.45		-307.16
Bill	09/02/2019	37214982810...	Office Depot	Office Supplies	01. Gene...	216.49		-523.65
Bill	09/03/2019	372148464001	Office Depot	Office Supplies	01. Gene...	54.43		-578.08
Bill	09/17/2019	379252380001	Office Depot	Office Supplies	01. Gene...	49.70		-627.78
Bill	09/17/2019	379430325001	Office Depot	Office Supplies	01. Gene...	20.02		-647.80
Bill	09/26/2019	382160133001	Office Depot	Office Supplies	01. Gene...	80.86		-728.66
Bill	09/26/2019	382160379001	Office Depot	Office Supplies	01. Gene...	28.13		-756.79
Bill	10/10/2019	387814014001	Office Depot	Office Supplies	01. Gene...	58.88		-815.67
Bill	10/22/2019	392270665001	Office Depot	Office Supplies	01. Gene...	42.65		-858.32
Bill	10/31/2019	396545111001	Office Depot	Office Supplies	01. Gene...	2.82		-861.14
Bill	11/12/2019	2357868325	Office Depot	First 5 - Protective Factors Training	01. Gene...	153.25		-1,014.39
Bill	11/14/2019	403039701001	Office Depot	First 5 - Office Supplies	01. Gene...	79.34		-1,093.73
Credit	11/20/2019	405531877001	Office Depot	Office Supplies	01. Gene...		11.28	-1,082.45
Bill	11/21/2019	405962484001	Office Depot	First 5 - Office Supplies	01. Gene...	37.58		-1,120.03
Bill	12/06/2019	412339676001	Office Depot	Office Supplies	01. Gene...	20.13		-1,140.16
Bill	01/06/2020	425087524001	Office Depot	Office Supplies	01. Gene...	73.12		-1,213.28
Bill	01/23/2020	432908167001	Office Depot	Office Supplies	01. Gene...	44.10		-1,257.38
Bill	01/30/2020	436646840001	Office Depot	Office Supplies	01. Gene...	14.76		-1,272.14
Bill	01/31/2020	436646840002	Office Depot	Office Supplies	01. Gene...	10.26		-1,282.40
Bill	02/13/2020	443147013001	Office Depot	Office Supplies	01. Gene...	71.04		-1,353.44

First 5 Madera County
01 General GL Detail YTD
July 2019 through May 2020

Type	Date	Num	Name	Memo	Class	Debit	Credit	Balance
Bill	02/20/2020	445976396001	Office Depot	Office Supplies	01. Gene...	109.93		-1,463.37
Bill	02/28/2020	449474943001	Office Depot	Office Supplies	01. Gene...	22.72		-1,486.09
Bill	03/13/2020	457977250001	Office Depot	Office Supplies	01. Gene...	15.30		-1,501.39
Bill	03/31/2020	2397206024	Office Depot	Office Supplies	01. Gene...	26.93		-1,528.32
Bill	04/13/2020	205	Moonlight Promos LLC	500 Civilian Masks	01. Gene...	125.00		-1,653.32
Bill	05/08/2020	215	Moonlight Promos LLC	Iris Solutions Hand Sanitizer 80% alcohol 48/case	01. Gene...	79.14		-1,732.46
Bill	05/13/2020	492322184001	Office Depot	Office Supplies	01. Gene...	41.44		-1,773.90
Bill	05/21/2020	498400278001	Office Depot	Office Supplies	01. Gene...	27.05		-1,800.95
Bill	05/22/2020	222	Moonlight Promos LLC	48 Hand Sanitizer - 8 oz 70% alcohol	01. Gene...	80.75		-1,881.70
Bill	05/28/2020	498399877001	Office Depot	Office Supplies	01. Gene...	43.30		-1,925.00
Bill	05/29/2020	502554259001	Office Depot	Office Supplies	01. Gene...	25.11		-1,950.11
Total 721304-Misc OFC Supplies						1,961.39	11.28	-1,950.11
721305-Subscriptions								
Bill	10/21/2019	102119	Madera Tribune	1 year subscription renewal for Madera	01. Gene...	49.00		-49.00
Bill	03/31/2020	16997	Price Paige & Company	Annual Qbox renewal fee 02/26/20 - 02/25/21	01. Gene...	120.00		-169.00
Bill	04/08/2020	FRS-78219134	Fresno Bee	Subscription Renewal 3/29/20-3/28/21 - (52 Weeks)	01. Gene...	168.09		-337.09
Bill	04/20/2020	042020	Chowchilla News	1 yr subscription for newspaper for Madera FRC	01. Gene...	75.00		-412.09
Total 721305-Subscriptions						412.09	0.00	-412.09
721306-Equipment < $1,000								
Bill	12/12/2019	IT5940	Compnology	Certificate - UCC Certificate Renewal - 5 Domains - Ticket #59743	01. Gene...	64.50		-64.50
Total 721306-Equipment < $1,000						64.50	0.00	-64.50
721308-Computer Supplies								
Bill	08/09/2019	IT5834	Compnology	2 Microsoft Surface Go for Business - Ticket #56131, #57622	01. Gene...	1,159.12		-1,159.12
Bill	08/22/2019	082219	Corporate Payment System	Monoprice, Inc. - HDMI Cables	01. Gene...	73.76		-1,232.88
Bill	08/22/2019	082219	Corporate Payment System	Amazon - 2 Infiland Microsoft Surface Go cases	01. Gene...	19.90		-1,252.78
Bill	09/23/2019	092319	Corporate Payment System	Amazon - Kingston 32GB USB Flash Drive	01. Gene...	9.52		-1,262.30
Bill	12/23/2019	122319	Corporate Payment System	Monoprice, Inc. - HDMI Cables for Meetings	01. Gene...	60.35		-1,322.65
Total 721308-Computer Supplies						1,322.65	0.00	-1,322.65
721403-Audit/Accounting Service								
Auditor's Office Services								
Bill	08/29/2019	0008047	Madera County Auditor Contr...	18/19 Acct Fees	01. Gene...	16,094.44		-16,094.44
Total Auditor's Office Services						16,094.44	0.00	-16,094.44
Contract Accounting Services								
Bill	07/31/2019	15789	Price Paige & Company	July 2019	01. Gene...	2,500.00		-2,500.00
Bill	07/31/2019	15789	Price Paige & Company	On-site management training on financial reports	01. Gene...	350.00		-2,850.00
Bill	07/31/2019	15789	Price Paige & Company	Add'l time due to Madera County claims processing issue	01. Gene...	250.00		-3,100.00
Bill	08/31/2019	15845	Price Paige & Company	August 2019	01. Gene...	2,500.00		-5,600.00
Bill	09/30/2019	15971	Price Paige & Company	September 2019	01. Gene...	2,500.00		-8,100.00
Bill	10/31/2019	16108	Price Paige & Company	October 2019	01. Gene...	2,500.00		-10,600.00
Bill	11/30/2019	16270	Price Paige & Company	November 2019	01. Gene...	2,500.00		-13,100.00
Bill	12/31/2019	16381	Price Paige & Company	Monthly Accounting Services	01. Gene...	2,500.00		-15,600.00
Bill	01/31/2020	16527	Price Paige & Company	Monthly Accounting Services	01. Gene...	2,500.00		-18,100.00
Bill	02/29/2020	16753	Price Paige & Company	Monthly Accounting Services	01. Gene...	2,500.00		-20,600.00
Bill	03/31/2020	16997	Price Paige & Company	Monthly Accounting Services	01. Gene...	2,500.00		-23,100.00
Bill	03/31/2020	16997	Price Paige & Company	Attendence at additional Commission meeting	01. Gene...	500.00		-23,600.00
Bill	04/30/2020	17223	Price Paige & Company	Monthly Accounting Services	01. Gene...	2,500.00		-26,100.00
Bill	04/30/2020	17223	Price Paige & Company	Provide Sample Expense Reimbursement Form	01. Gene...	100.00		-26,200.00
Bill	04/30/2020	17223	Price Paige & Company	IMPACT budget revision call with Xotchil	01. Gene...	185.00		-26,385.00
Bill	05/31/2020	17471	Price Paige & Company	Monthly Accounting Services	01. Gene...	2,500.00		-28,885.00
Bill	05/31/2020	17471	Price Paige & Company	Assistance with 2020/2021 budget including mtng w/ WCW	01. Gene...	875.00		-29,760.00
Total Contract Accounting Services						29,760.00	0.00	-29,760.00
Year-End Financial Audit								
Bill	09/16/2019	1816	Hudson Henderson & Company	Progress Bill - Completion and Issuance of Audited FS FYE 06/30/19	01. Gene...	7,740.00		-7,740.00
Bill	10/17/2019	1855	Hudson Henderson & Company	Final Bill - Completion and Issuance of Audited FS FYE 06/30/19	01. Gene...	3,225.00		-10,965.00
Total Year-End Financial Audit						10,965.00	0.00	-10,965.00
Total 721403-Audit/Accounting Service						56,819.44	0.00	-56,819.44
721436-Attorney/Legal Services								
Bill	02/12/2020	2101479	Lozano Smith Attorneys at Law	For Professional Services Rendered through January 31, 2020	01. Gene...	13,102.54		-13,102.54
Bill	03/11/2020	2103604	Lozano Smith Attorneys at Law	For Professional Services Rendered through February 29, 2020	01. Gene...	13,092.55		-26,195.09
Bill	04/09/2020	2105680	Lozano Smith Attorneys at Law	For Professional Services Rendered through March 31, 2020	01. Gene...	14,941.00		-41,136.09
Bill	05/11/2020	2107899	Lozano Smith Attorneys at Law	For Professional Services Rendered through April 30, 2020	01. Gene...	7,401.50		-48,537.59
Total 721436-Attorney/Legal Services						48,537.59	0.00	-48,537.59

First 5 Madera County
01 General GL Detail YTD
July 2019 through May 2020

Type	Date	Num	Name	Memo	Class	Debit	Credit	Balance
721491-Prof & Spec Services								
1. Human Resources								
HR Dir. Svcs & Recruitmt/Legal								
Bill	09/12/2019	28548	Retirement Plan Consultants	Professional Services for retirement plan management	01. Gene...	1,390.00		-1,390.00
Total HR Dir. Svcs & Recruitmt/Legal						1,390.00	0.00	-1,390.00
HR Salaries/Benefits								
Bill	07/01/2019	02019078061...	Anthem Blue Cross	Health Ins 08/01/19 - 09/01/19	01. Gene...	375.68		-375.68
Bill	07/15/2019	191960046318	Blue Shield of California	Health Ins 08/01/19 - 08/31/19	01. Gene...	1,975.88		-2,351.56
General Journal	07/20/2019	15		July 1 - 15 Payroll	01. Gene...	6,046.31		-8,397.87
General Journal	07/20/2019	19		July 1 - 15 Retirement	01. Gene...	629.31		-9,027.18
General Journal	07/31/2019	23		July 16 - 31 Payroll	01. Gene...	6,165.64		-15,192.82
General Journal	07/31/2019	27		July 16 - 31 Retirement	01. Gene...	638.25		-15,831.07
Bill	08/01/2019	02019088062...	Anthem Blue Cross	Health Ins 09/01/19 - 10/01/19	01. Gene...	375.68		-16,206.75
Bill	08/14/2019	192260020354	Blue Shield of California	Health Ins 09/01/19 - 09/30/19	01. Gene...	1,975.88		-18,182.63
General Journal	08/20/2019	39		August 1 - 15 Payroll	01. Gene...	6,046.31		-24,228.94
General Journal	08/20/2019	43		August 1 - 15 Retirement	01. Gene...	633.78		-24,862.72
General Journal	08/20/2019	48		August 1 - 15 Retirement - Refund for overpayment - John Hancock	01. Gene...		4.47	-24,858.25
General Journal	08/31/2019	49		August 16 - 31 Payroll	01. Gene...	6,046.31		-30,904.56
General Journal	08/31/2019	53		August 16 - 31 Retirement	01. Gene...	629.31		-31,533.87
Bill	09/03/2019	02019090862...	Anthem Blue Cross	Health Ins 10/01/19 - 11/01/19	01. Gene...	375.68		-31,909.55
Bill	09/13/2019	192560020127	Blue Shield of California	Health Ins 10/01/19 - 10/31/19	01. Gene...	1,975.88		-33,885.43
General Journal	09/20/2019	81		September 1 - 15 Payroll	01. Gene...	5,926.99		-39,812.42
General Journal	09/20/2019	85		September 1 - 15 Retirement	01. Gene...	620.41		-40,432.83
General Journal	09/30/2019	89		September 16 - 30 Payroll	01. Gene...	6,046.31		-46,479.14
General Journal	09/30/2019	93		September 16 - 30 Retirement	01. Gene...	629.31		-47,108.45
Bill	10/01/2019	02019108062...	Anthem Blue Cross	Health Ins 11/01/19 - 12/01/19	01. Gene...	375.68		-47,484.13
General Journal	10/11/2019	149	Misc. Vendors	To reclassify 2018 Blue Shield Refund - EE Share Only	01. Gene...		3.80	-47,480.33
Bill	10/14/2019	192870074762	Blue Shield of California	Health Ins 11/01/19 - 11/30/19	01. Gene...	1,975.88		-49,456.21
General Journal	10/20/2019	109		October 1 - 15 Payroll	01. Gene...	6,046.31		-55,502.52
General Journal	10/20/2019	113		October 1 - 15 Retirement	01. Gene...	629.31		-56,131.83
General Journal	10/31/2019	117		October 16 - 31 Payroll	01. Gene...	6,165.64		-62,297.47
General Journal	10/31/2019	121		October 16 - 31 Retirement	01. Gene...	638.25		-62,935.72
General Journal	10/31/2019	125		October 16 - 31 Payroll Special PR	01. Gene...	6,584.33		-69,520.05
General Journal	10/31/2019	126		October 16 - 31 Retirement Special PR	01. Gene...	735.58		-70,255.63
Bill	11/01/2019	02019118154...	Anthem Blue Cross	Health Ins 12/01/19 - 01/01/20	01. Gene...	384.18		-70,639.81
Bill	11/13/2019	193170021091	Blue Shield of California	Health Ins 12/01/19 - 12/31/19	01. Gene...	2,206.29		-72,846.10
General Journal	11/20/2019	137		November 1 - 15 Payroll	01. Gene...	4,237.30		-77,083.40
General Journal	11/20/2019	141		November 1 - 15 Retirement	01. Gene...	418.39		-77,501.79
General Journal	11/30/2019	151		November 16 - 30 Payroll	01. Gene...	4,122.18		-81,623.97
General Journal	11/30/2019	155		November 16 - 30 Retirement	01. Gene...	409.51		-82,033.48
Bill	12/02/2019	02019128061...	Anthem Blue Cross	Health Ins 01/01/20 - 02/01/20	01. Gene...	172.30		-82,205.78
Bill	12/16/2019	193500046681	Blue Shield of California	Health Ins 01/01/20 - 01/31/20	01. Gene...	390.91		-82,596.69
General Journal	12/20/2019	174		December 1 - 15 Payroll	01. Gene...	4,088.30		-86,684.99
General Journal	12/20/2019	178		December 1 - 15 Retirement	01. Gene...	409.49		-87,094.48
General Journal	12/31/2019	183		December 16 - 31 Payroll	01. Gene...	4,326.96		-91,421.44
General Journal	12/31/2019	187		December 16 - 31 Retirement	01. Gene...	427.33		-91,848.77
Bill	01/02/2020	02020018061...	Anthem Blue Cross	Health Ins 02/01/20 - 03/01/20	01. Gene...	278.24		-92,127.01
Bill	01/14/2020	200140020840	Blue Shield of California	Health Ins 02/01/20 - 02/29/20	01. Gene...	1,298.60		-93,425.61
General Journal	01/20/2020	199		January 1 - 15 Payroll	01. Gene...	4,411.44		-97,837.05
General Journal	01/20/2020	203		January 1 - 15 Retirement	01. Gene...	98.12		-97,935.17
General Journal	01/31/2020	219		January 16 - 31 Payroll	01. Gene...	4,530.77		-102,465.94
General Journal	01/31/2020	223		January 16 - 31 Retirement	01. Gene...	107.06		-102,573.00
Bill	02/01/2020	02020028061...	Anthem Blue Cross	Health Ins 03/01/20 - 04/01/20	01. Gene...	278.24		-102,851.24
Bill	02/12/2020	200430022242	Blue Shield of California	Health Ins 03/01/20 - 03/31/20	01. Gene...	1,176.32		-104,027.56
General Journal	02/20/2020	237		February 1 - 15 Payroll	01. Gene...	4,292.11		-108,319.67
General Journal	02/20/2020	241		February 1 - 15 Retirement	01. Gene...	89.22		-108,408.89
General Journal	02/20/2020	245		Final Payroll	01. Gene...	51,945.91		-160,354.80
General Journal	02/29/2020	246		February 16 - 29 Payroll	01. Gene...	1,103.33		-161,458.13
General Journal	02/29/2020	250		February 16 - 29 Retirement	01. Gene...	90.78		-161,548.91
Bill	03/02/2020	02020038060...	Anthem Blue Cross	Health Ins 04/01/20 - 05/01/20	01. Gene...	250.42		-161,799.33
Bill	03/16/2020	200760043424	Blue Shield of California	Health Ins 04/01/20 - 04/30/20	01. Gene...	46.44		-161,845.77
General Journal	03/20/2020	267		March 1 - 15 Payroll	01. Gene...	1,305.69		-163,151.46
General Journal	03/20/2020	271		March 1 - 15 Retirement	01. Gene...	105.90		-163,257.36
General Journal	03/31/2020	277		March 16 - 31 Payroll	01. Gene...	1,204.51		-164,461.87
General Journal	03/31/2020	281		March 16 - 31 Retirement	01. Gene...	98.34		-164,560.21
Bill	04/01/2020	02020048134...	Anthem Blue Cross	Health Ins 05/01/20 - 06/01/20	01. Gene...		108.84	-164,451.37
Bill	04/13/2020	201040064037	Blue Shield of California	Health Ins 05/01/20 - 05/30/20	01. Gene...	611.38		-165,062.75
General Journal	04/20/2020	292		April 1 - 15 Payroll	01. Gene...	1,204.51		-166,267.26
General Journal	04/20/2020	296		April 1 - 15 Retirement	01. Gene...	98.34		-166,365.60
General Journal	04/30/2020	306		April 16 - 30 Payroll	01. Gene...	1,204.51		-167,570.11
General Journal	04/30/2020	310		April 16 - 30 Retirement	01. Gene...	98.34		-167,668.45
Bill	05/01/2020	02020058059...	Anthem Blue Cross	Health Ins 06/01/20 - 07/01/20	01. Gene...	139.07		-167,807.52
Bill	05/14/2020	201350018085	Blue Shield of California	Health Ins 06/01/20 - 06/30/20	01. Gene...	611.38		-168,418.90
General Journal	05/20/2020	322		May 1 - 15 Payroll	01. Gene...	1,204.51		-169,623.41
General Journal	05/20/2020	326		May 1 - 15 Retirement	01. Gene...	98.34		-169,721.75
General Journal	05/31/2020	339		May 16 - 31 Payroll	01. Gene...	1,204.51		-170,926.26
General Journal	05/31/2020	343		May 16 - 31 Retirement	01. Gene...	98.34		-171,024.60
Total HR Salaries/Benefits						171,141.71	117.11	-171,024.60

First 5 Madera County
01 General GL Detail YTD
July 2019 through May 2020

Type	Date	Num	Name	Memo	Class	Debit	Credit	Balance
IT Contract								
Bill	07/01/2019	IT5793	Compnology	July 2019	01. Gene...	2,600.00		-2,600.00
Bill	07/26/2019	IT5827	Compnology	Dell E2216H 22" LCD Monitor - Anali - Ticket #57160	01. Gene...	200.40		-2,800.40
Bill	08/01/2019	IT5812	Compnology	August 2019	01. Gene...	2,600.00		-5,400.40
Bill	09/01/2019	IT5843	Compnology	September 2019	01. Gene...	2,600.00		-8,000.40
Bill	10/01/2019	IT5867	Compnology	October 2019	01. Gene...	2,600.00		-10,600.40
Bill	11/01/2019	IT5893	Compnology	November 2019	01. Gene...	2,600.00		-13,200.40
Bill	12/01/2019	IT5920	Compnology	December 2019	01. Gene...	2,600.00		-15,800.40
Bill	01/01/2020	IT5944	Compnology	January 2020	01. Gene...	2,600.00		-18,400.40
Bill	02/01/2020	IT5968	Compnology	February 2020	01. Gene...	2,600.00		-21,000.40
Bill	03/01/2020	IT6008	Compnology	March 2020	01. Gene...	2,600.00		-23,600.40
Bill	04/01/2020	IT6029	Compnology	April 2020	01. Gene...	2,600.00		-26,200.40
Bill	05/01/2020	IT6059	Compnology	May 2020	01. Gene...	2,600.00		-28,800.40
Total IT Contract						28,800.40	0.00	-28,800.40
Total 1. Human Resources						201,332.11	117.11	-201,215.00
Total 721491-Prof & Spec Services						201,332.11	117.11	-201,215.00
721600-Rent & Lease Equipment								
Bill	07/01/2019	148322	TCM Investments, L.P.		01. Gene...	96.78		-96.78
Bill	07/29/2019	AR10905	Automated Office Systems	Billing Period 07/01/19 - 07/31/19	01. Gene...	141.74		-238.52
Bill	08/01/2019	148775	TCM Investments, L.P.		01. Gene...	96.78		-335.30
Bill	08/29/2019	AR13494	Automated Office Systems	Billing Period 08/01/19 - 08/31/19	01. Gene...	206.41		-541.71
Bill	09/01/2019	149216	TCM Investments, L.P.		01. Gene...	96.78		-638.49
Bill	09/27/2019	AR15869	Automated Office Systems	Billing Period 09/01/19 - 09/30/19	01. Gene...	199.64		-838.13
Bill	10/01/2019	1496654	TCM Investments, L.P.		01. Gene...	96.78		-934.91
Bill	10/30/2019	AR18554	Automated Office Systems	Billing Period 10/01/19 - 10/31/19	01. Gene...	226.02		-1,160.93
Bill	11/01/2019	150091	TCM Investments, L.P.		01. Gene...	96.78		-1,257.71
Bill	11/26/2019	AR20803	Automated Office Systems	Billing Period 11/01/19 - 11/30/19	01. Gene...	285.98		-1,543.69
Bill	12/01/2019	150526	TCM Investments, L.P.		01. Gene...	96.78		-1,640.47
Bill	12/27/2019	AR23075	Automated Office Systems	Billing Period 12/01/19 - 12/31/19	01. Gene...	120.39		-1,760.86
Bill	01/01/2020	151130	TCM Investments, L.P.	Madera FRC Lease Model - MPC6003 S/N E195M910279	01. Gene...	96.78		-1,857.64
Bill	01/31/2020	AR25626	Automated Office Systems	Billing Period 01/01/20 - 01/31/20	01. Gene...	151.50		-2,009.14
Bill	02/01/2020	151422	TCM Investments, L.P.	Madera FRC Lease Model - MPC6003 S/N E195M910279	01. Gene...	96.78		-2,105.92
Bill	02/27/2020	AR27973	Automated Office Systems	Billing Period 02/01/20 - 02/29/20	01. Gene...	306.26		-2,412.18
Bill	03/01/2020	151860	TCM Investments, L.P.	Madera FRC Lease Model - MPC6003 S/N E195M910279	01. Gene...	96.78		-2,508.96
Bill	03/30/2020	AR30304	Automated Office Systems	Billing Period 03/01/20 - 03/31/20	01. Gene...	126.80		-2,635.76
Bill	04/01/2020	152287	TCM Investments, L.P.	Madera FRC Lease Model - MPC6003 S/N E195M910279	01. Gene...	96.78		-2,732.54
Bill	04/29/2020	AR32309	Automated Office Systems	Billing Period 04/01/20 - 04/30/20	01. Gene...	24.99		-2,757.53
Bill	05/01/2020	152780	TCM Investments, L.P.	Madera FRC Lease Model - MPC6003 S/N E195M910279	01. Gene...	96.78		-2,854.31
Bill	05/28/2020	AR34083	Automated Office Systems	Billing Period 05/01/20 - 05/31/20	01. Gene...	50.74		-2,905.05
Total 721600-Rent & Lease Equipment						2,905.05	0.00	-2,905.05
721900-Special Department Exp								
First 5								
Bill	07/01/2019	07012019-11	Zaks	Security Service - June 2019	01. Gene...	10.00		-10.00
Bill	07/02/2019	07012019-22	Zaks	Security Service - Alarm Response on 06/26/19	01. Gene...	25.00		-35.00
Bill	07/06/2019	070619	Safeway Inc.	Pak n Save - Supplies - Protective Factors Training	01. Gene...	99.98		-134.98
Bill	07/06/2019	070619	Safeway Inc.	Pak n Save - Supplies - Protective Factors Training	01. Gene...	58.51		-193.49
Bill	07/06/2019	070619	Safeway Inc.	Pak n Save - Supplies - Protective Factors Training	01. Gene...	79.98		-273.47
General Journal	07/12/2019	208	Del Valle Mini Storage & War...	UNIT H46 - 08/01/19-07/31/20 - paid by Madera FRC	01. Gene...	720.00		-993.47
Bill	07/15/2019	071519	Food 4 Less	SOC Meeting	01. Gene...	3.91		-997.38
Bill	07/15/2019	071519	Food 4 Less	PLC Meeting	01. Gene...	23.27		-1,020.65
Bill	07/22/2019	072219	Corporate Payment System	Amazon Prime Membershp - First 5	01. Gene...	14.06		-1,034.71
Bill	07/22/2019	072219	Corporate Payment System	Los Cazadores Bar & Grill - Professional Development	01. Gene...	100.00		-1,134.71
Bill	07/22/2019	072219	Corporate Payment System	SCCCD Web Advisor - Diane Gonzales - Professional Development	01. Gene...	151.00		-1,285.71
Bill	07/22/2019	072219	Corporate Payment System	SCCCD Web Advisor - Mang Thao - Professional Development	01. Gene...	151.00		-1,436.71
Bill	07/22/2019	072219	Corporate Payment System	Amazon - Dudetop iPhone 7 Case	01. Gene...	9.99		-1,446.70
Bill	07/22/2019	072219	Corporate Payment System	Roundtable Pizza - Manager Meeting - Professional Development	01. Gene...	57.02		-1,503.72
Bill	07/26/2019	7106	Ray Galvan & Associates	Tonor and Maintenance on Anali's Printer Model HP CP1518ni	01. Gene...	247.00		-1,750.72
Bill	08/01/2019	08012019-20	Zaks	Security Service - July 2019	01. Gene...	10.00		-1,760.72
Bill	08/22/2019	082219	Corporate Payment System	Amazon Prime Membershp - First 5	01. Gene...	14.06		-1,774.78
Bill	08/22/2019	082219	Corporate Payment System	Amazon - Royal Brush 12 Piece Brush Set in Vinyl Pouch	01. Gene...	12.16		-1,786.94
Bill	09/02/2019	09012019-11	Zaks	Security Service - August 2019	01. Gene...	10.00		-1,796.94
Bill	09/03/2019	09012019-24	Zaks	Security Service - Alarm Response on 08/05/19 & 08/16/19	01. Gene...	75.00		-1,871.94
Bill	09/09/2019	090919	Food 4 Less	SOC Meeting	01. Gene...	3.48		-1,875.42
Bill	09/09/2019	090919	Food 4 Less	PLC Meeting	01. Gene...	19.14		-1,894.56
Bill	09/09/2019	090919	Food 4 Less	SOC Meeting	01. Gene...	13.17		-1,907.73
Bill	09/10/2019	F5-092019	Brandmark Dynamics	2019 Web Hosting - Janurary - September 2019	01. Gene...	135.00		-2,042.73
Bill	09/23/2019	092319	Corporate Payment System	Amazon Prime Membershp - First 5	01. Gene...	14.06		-2,056.79
Bill	09/23/2019	092319	Corporate Payment System	Tacos Y Mariscos El Amigo - Guadalupe Ramos re: Census 2020 Prof Dev	01. Gene...	19.12		-2,075.91
Bill	09/23/2019	092319	Corporate Payment System	Amazon - 5x7 inch PVC Photo Clips (9)	01. Gene...	248.25		-2,324.16
Bill	09/23/2019	092319	Corporate Payment System	GoDaddy.com - Basic Managed WordPress Websites	01. Gene...	95.88		-2,420.04
Bill	10/01/2019	10012019-11	Zaks	Security Service - September 2019	01. Gene...	10.00		-2,430.04
Bill	10/01/2019	10012019-23	Zaks	Security Service - Alarm Response on 09/04/19	01. Gene...	25.00		-2,455.04
Bill	10/11/2019	101119	Food 4 Less	PLC Meeting	01. Gene...	21.13		-2,476.17
Bill	10/22/2019	102219	Corporate Payment System	Amazon Prime Membershp - First 5	01. Gene...	14.06		-2,490.23
Bill	10/22/2019	102219	Corporate Payment System	Amazon - Picture Frames for Strategic Plan	01. Gene...		16.55	-2,473.68
Bill	10/22/2019	102219	Corporate Payment System	Tacos Y Mariscos El Amigo - Comissioner Bresee - Catch up Meeting	01. Gene...	13.70		-2,487.38

First 5 Madera County
01 General GL Detail YTD
July 2019 through May 2020

Type	Date	Num	Name	Memo	Class	Debit	Credit	Balance
Bill	10/22/2019	102219	Corporate Payment System	Tacos Y Mariscos El Amigo - Managers Mtg with Xochitl	01. Gene...	19.76		-2,507.14
Bill	10/22/2019	102219	Corporate Payment System	The UPS Store - Shipping - PGA Packet with RFP	01. Gene...	17.13		-2,524.27
Bill	10/22/2019	102219	Corporate Payment System	The UPS STore - Shipping - RFA Score	01. Gene...	20.96		-2,545.23
Bill	10/22/2019	102219	Corporate Payment System	Amazon - Picture Frames for Strategic Plan	01. Gene...		58.37	-2,486.86
Bill	10/22/2019	102219	Corporate Payment System	Tacos Y Mariscos El Amigo - Managers Meeting with Diane	01. Gene...	19.97		-2,506.83
Bill	10/22/2019	102219	Corporate Payment System	Deli Delicious - Executive Committee Mtg - Census 2020 - Prof Dev	01. Gene...	63.86		-2,570.69
Bill	10/22/2019	102219	Corporate Payment System	Burrito King - Commissioner Karen Wynn	01. Gene...	37.83		-2,608.52
Bill	10/23/2019	18727	Andy's Sports & Design	Ladies Core Pique Polo Large - F5, Camarena, CASA Logos (4x) - Funded Program Orientation Mtg	01. Gene...	155.84		-2,764.36
Bill	10/23/2019	18728	Andy's Sports & Design	18 oz Polar Camel Tumbler w/ Full Digital Print (6x) - Funded Program Orientation Mtg	01. Gene...	129.84		-2,894.20
Bill	10/26/2019	102619	Safeway Inc.	Pak n Save - Supplies - Executive Committee Mtg - Census 2020	01. Gene...	4.54		-2,898.74
Bill	10/28/2019	29529	Cal Valley Printing	Business Cards - Anali	01. Gene...	37.89		-2,936.63
Bill	10/28/2019	29529	Cal Valley Printing	Name Plates - Anali	01. Gene...	10.82		-2,947.45
Bill	10/28/2019	29529	Cal Valley Printing	Name Plates - Yolanda Cantreras	01. Gene...	10.82		-2,958.27
Bill	11/01/2019	11012019-12	Zaks	Security Service - October 2019	01. Gene...	10.00		-2,968.27
Bill	11/01/2019	11012019-22	Zaks	Security Service - Alarm Response on 10/18/19	01. Gene...	25.00		-2,993.27
Bill	11/07/2019	110719	Chinayera Black	Meals Reimbursement - Lunch - Staffing & Operations Committee	01. Gene...	51.04		-3,044.31
Bill	11/20/2019	01	Yolanda Contreras	Commissioner Child Care Expenses 10/2/19 - 12/4/19	01. Gene...	150.00		-3,194.31
Bill	11/22/2019	112219	Corporate Payment System	Amazon Prime Membershp - First 5	01. Gene...	14.06		-3,208.37
Bill	11/22/2019	112219	Corporate Payment System	Amazon - Dashboard Display	01. Gene...	121.12		-3,329.49
Bill	11/22/2019	112219	Corporate Payment System	The Madera Mail Drop - Mail Final Check for EE	01. Gene...	11.00		-3,340.49
Bill	11/22/2019	112219	Corporate Payment System	Tacos Y Mariscos El Amigo - Transition Mtg w/ Erika Wright	01. Gene...	22.11		-3,362.60
Bill	11/22/2019	112219	Corporate Payment System	Amazon - Dashboard Frames Reimbursements	01. Gene...		15.14	-3,347.46
Bill	11/22/2019	112219	Corporate Payment System	Amazon - Dashboard Frames Reimbursements	01. Gene...		90.84	-3,256.62
Bill	11/22/2019	112219	Corporate Payment System	Amazon - Frames for Strategic Dashboard	01. Gene...	143.92		-3,400.54
Bill	12/02/2019	12012019-12	Zaks	Security Service - November 2019	01. Gene...	10.00		-3,410.54
Bill	12/10/2019	121019	Food 4 Less	Commission Meeting	01. Gene...	8.07		-3,418.61
Bill	12/10/2019	121019	Food 4 Less	FCCH - PLC	01. Gene...	25.45		-3,444.06
Bill	12/23/2019	122319	Corporate Payment System	Amazon Prime Membershp - First 5	01. Gene...	14.06		-3,458.12
Bill	12/23/2019	122319	Corporate Payment System	Amazon - Dashboard Frames Refund	01. Gene...		15.14	-3,442.98
Bill	12/23/2019	122319	Corporate Payment System	Sam's Club Annual Membership	01. Gene...	45.00		-3,487.98
Bill	12/23/2019	122319	Corporate Payment System	Save Mart - Staff Development	01. Gene...	41.80		-3,529.78
Bill	12/23/2019	122319	Corporate Payment System	Dick's Sporting Goods - Tokens for Mgrs and Annual Veteran/Rookies	01. Gene...	77.77		-3,607.55
Bill	12/23/2019	122319	Corporate Payment System	Dick's Sporting Goods - Tokens for Mgrs and Annual Veteran/Rookies	01. Gene...	73.75		-3,681.30
Bill	12/23/2019	122319	Corporate Payment System	Heartstrings Gift Boutique - Staff Retreat - Staff Development	01. Gene...	400.00		-4,081.30
Bill	12/23/2019	122319	Corporate Payment System	Tacos Y Mariscos El Amigo - AmeriCorps in Service	01. Gene...	42.19		-4,123.49
Bill	12/23/2019	122319	Corporate Payment System	Hibachi Steak House & Sushi Bar - Staff Team Building at F5 Summit	01. Gene...	81.46		-4,204.95
Bill	12/23/2019	122319	Corporate Payment System	Subway - Partnership Meeting with United Way	01. Gene...	42.73		-4,247.68
Bill	12/23/2019	122319	Corporate Payment System	Amazon - Teckwrap Holographic Chrome Vinyl Sheet & Bubble Remover Tool	01. Gene...	32.31		-4,279.99
Bill	12/23/2019	122319	Corporate Payment System	Sakanaya - Managers Retreat - Professional Development	01. Gene...	89.03		-4,369.02
Bill	12/23/2019	122319	Corporate Payment System	Round Table Pizza - Help Me Grow Meeting	01. Gene...	43.28		-4,412.30
Bill	12/23/2019	122319	Corporate Payment System	Nothing Bundt Cakes - Professional Development	01. Gene...	42.00		-4,454.30
Bill	12/23/2019	122319	Corporate Payment System	Save Mart - Staff Retreat - Professional Development	01. Gene...	43.81		-4,498.11
Bill	12/23/2019	122319	Corporate Payment System	Heartstrings Gift Boutique - Staff Retreat - Staff Development	01. Gene...	260.00		-4,758.11
Bill	12/23/2019	122319	Corporate Payment System	Mari's Mexican Restaurant - Staff Retreat - Staff Development	01. Gene...	107.75		-4,865.86
Bill	12/31/2019	01022019-12	Zaks	Security Service - December 2019	01. Gene...	10.00		-4,875.86
Bill	12/31/2019	01022019-22	Zaks	Security Service - Alarm Response on 12/15/19	01. Gene...	25.00		-4,900.86
Bill	01/18/2020	300019337	Madera Tribune	Operations Officer Recruitment	01. Gene...	95.37		-4,996.23
Bill	01/21/2020	012120	Anali Manzano - Petty Cash	9112 - Taquizas El Pastor - Deposit - Annual Staff Retreat	01. Gene...	100.00		-5,096.23
Bill	01/21/2020	012120	Anali Manzano - Petty Cash	9114 - Dollar Tree - Supplies - Annual Staff Retreat	01. Gene...	19.42		-5,115.65
Bill	01/22/2020	012220	Corporate Payment System	Amazon Prime Membershp - First 5	01. Gene...	14.06		-5,129.71
Bill	01/22/2020	012220	Corporate Payment System	LinkedIn - Recruitment for Operations Officer Position	01. Gene...	498.00		-5,627.71
Bill	01/31/2020	02012020-19	Zaks	Security Service - January 2020	01. Gene...	10.00		-5,637.71
Bill	02/12/2020	021220-0120	Food 4 Less	Commission Meeting	01. Gene...	6.20		-5,643.91
Bill	02/12/2020	021220-1019	Food 4 Less	FCCH - PLC	01. Gene...	12.59		-5,656.50
Bill	02/24/2020	022420	Corporate Payment System	Amazon Prime Membership - First 5	01. Gene...	14.06		-5,670.56
Bill	02/24/2020	022420	Corporate Payment System	LinkedIn - First 5	01. Gene...	459.30		-6,129.86
Bill	02/24/2020	022420	Corporate Payment System	Subway - Operations Officer Interviews - First 5	01. Gene...	38.99		-6,168.85
Bill	02/24/2020	022420	Corporate Payment System	That's Great News - First 5	01. Gene...	659.84		-6,828.69
Bill	02/24/2020	022420	Corporate Payment System	LinkedIn - First 5	01. Gene...	524.93		-7,353.62
Bill	03/02/2020	03022020-12	Zaks	Security Service - February 2020	01. Gene...	10.00		-7,363.62
Bill	03/12/2020	031220	Food 4 Less	Commission Meeting	01. Gene...	3.48		-7,367.10
Bill	03/12/2020	031220	Food 4 Less	FCCH - PLC	01. Gene...	22.72		-7,389.82
Bill	03/23/2020	032320	Corporate Payment System	Black Bear Diner - debrief w/ Commissioners - Professional Development	01. Gene...	40.64		-7,430.46
Bill	04/01/2020	04012020-11	Zaks	Security Service - March 2020	01. Gene...	10.00		-7,440.46
Bill	04/21/2020	042120	Food 4 Less	FCCH - PLC	01. Gene...	19.57		-7,460.03
Bill	04/21/2020	042120	Anali Manzano - Petty Cash	9115 - The Mail Drop - Mail EDD Paperwork	01. Gene...	12.00		-7,472.03
Bill	04/21/2020	042120	Anali Manzano - Petty Cash	9116 - Di Ciccos - Vision Meeting	01. Gene...	28.00		-7,500.03
Bill	04/21/2020	042120	Anali Manzano - Petty Cash	9119 - Zoom - Std Pro Monthly - 04/14/20 - 05/13/20	01. Gene...	14.99		-7,515.02
Bill	04/30/2020	411436	General Builder Supply Co.	Toilet Seat	01. Gene...	25.32		-7,540.34
Bill	05/01/2020	05012020-10	Zaks	Security Service - April 2020	01. Gene...	10.00		-7,550.34
Bill	05/18/2020	1	WCW Solutions Inc.	Executive-level Institutional Mgmt & Organizational Services during transition period between Fi...	01. Gene...	4,800.00		-12,350.34
Total First 5						12,546.38	196.04	-12,350.34
Total 721900-Special Department Exp						12,546.38	196.04	-12,350.34

First 5 Madera County
01 General GL Detail YTD
July 2019 through May 2020

Type	Date	Num	Name	Memo	Class	Debit	Credit	Balance
722000 · Transp/Travel/Education								
Conference Registration								
Bill	09/23/2019	092319	Corporate Payment System	Clovis CC Bookstore - BCOM w/MindTap 1 term access	01. Gene...	86.38		-86.38
Bill	09/23/2019	092319	Corporate Payment System	Fred Pryor - Managing Emotions Under Pressure - CB	01. Gene...	149.00		-235.38
Bill	09/23/2019	092319	Corporate Payment System	Clovis CC Bookstore - BCOM w/MindTap 1 term access	01. Gene...	86.38		-321.76
Bill	10/08/2019	100819	First 5 Association of CA	Registration for F5 Assoc. Summit 12/09/19 - 12/11/19 - CB	01. Gene...	425.00		-746.76
Bill	12/12/2019	CCFC 19-062	California Children & Families ...	Registration fees for 2020 Child Health, Education, & Care Summit 02/03/20 - 02/05/20 - Chinayera	01. Gene...	325.00		-1,071.76
Bill	12/12/2019	CCFC 19-062	California Children & Families ...	Registration fees for 2020 Child Health, Education, & Care Summit 02/03/20 - 02/05/20 - Wilma	01. Gene...	325.00		-1,396.76
Bill	12/12/2019	CCFC 19-062	California Children & Families ...	Registration fees for 2020 Child Health, Education, & Care Summit 02/03/20 - 02/05/20 - Angelica	01. Gene...	325.00		-1,721.76
Bill	12/12/2019	CCFC 19-062	California Children & Families ...	Registration fees for 2020 Child Health, Education, & Care Summit 02/03/20 - 02/05/20 - Diane	01. Gene...	325.00		-2,046.76
Total Conference Registration						2,046.76	0.00	-2,046.76
Lodging								
Bill	07/30/2019	073019	Chinayera Black	Meals Reimbursement - July 2019 - F5 Assoc & F5 Commission Mtgs	01. Gene...	80.00		-80.00
Bill	08/22/2019	082219	Corporate Payment System	Waterfront Hotel - CB 07/23/19 - 07/25/19	01. Gene...	701.12		-781.12
Bill	09/23/2019	092319	Corporate Payment System	Waldorf - LaQuinta - F5 Association Summit - Room Deposit	01. Gene...	170.22		-951.34
Bill	09/23/2019	092319	Corporate Payment System	Waldorf - LaQuinta - F5 Association Summit - Room Deposit	01. Gene...	170.22		-1,121.56
Bill	09/23/2019	092319	Corporate Payment System	Waldorf - LaQuinta - F5 Association Summit - Room Deposit	01. Gene...	170.22		-1,291.78
Bill	09/23/2019	092319	Corporate Payment System	Waldorf - LaQuinta - F5 Association Summit - Room Deposit	01. Gene...	170.22		-1,462.00
Bill	09/23/2019	092319	Corporate Payment System	Waldorf - LaQuinta - F5 Association Summit - Room Deposit	01. Gene...	170.22		-1,632.22
Bill	12/23/2019	122319	Corporate Payment System	Waldorf La Quinta - F5 Summit Erika Wright	01. Gene...	340.44		-1,972.66
Bill	02/24/2020	022420	Corporate Payment System	Benihana - Dinner at F5 Summit	01. Gene...	109.69		-2,082.35
Bill	02/24/2020	022420	Corporate Payment System	Hotel Irvine - Erika Wright - F5 Summit	01. Gene...	342.48		-2,424.83
Bill	02/24/2020	022420	Corporate Payment System	Hotel Irvine - Angelia Torres - F5 Summit	01. Gene...	264.48		-2,689.31
Total Lodging						2,689.31	0.00	-2,689.31
Transportation/Mileage								
Bill	07/31/2019	950034007509	EAN Services, LLC	Car rental for CB on 7/23/19-7/26/19-Assoc Meeting	01. Gene...	215.93		-215.93
Bill	09/30/2019	093019	Anali Manzano	Travel Reimb - July to September 2019 - Mileage	01. Gene...	69.72		-285.65
Bill	11/07/2019	110719	Chinayera Black	Mileage - Vision Mobile	01. Gene...	23.20		-308.85
Bill	11/25/2019	112519	Charisa Esparza	Mileage - November 2019 - First 5 Admin	01. Gene...	2.90		-311.75
Bill	12/23/2019	122319	Corporate Payment System	7-Eleven - Gas to Travel to F5 Summit	01. Gene...	81.65		-393.40
Bill	12/23/2019	122319	Corporate Payment System	Shell - Gas to Travel to F5 Summit	01. Gene...	34.43		-427.83
Bill	12/23/2019	122319	Corporate Payment System	Ralphs Fuel - Gas to Travel to F5 Summit	01. Gene...	41.50		-469.33
Bill	12/31/2019	700038740403	EAN Services, LLC	Car rental for Xochitl on 12/06/19 - 12/12/19 - F5 Summit	01. Gene...	879.69		-1,349.02
Bill	01/02/2020	010220	Anali Manzano	Travel Reimb to Anali - October to December 2019 - Mileage	01. Gene...	80.10		-1,429.12
Bill	02/24/2020	022420	Corporate Payment System	76 - Buggy Shower Car Wash - Gas to Travel to F5 Summit	01. Gene...	67.45		-1,496.57
Bill	02/24/2020	022420	Corporate Payment System	Kingsburg Chevron - Gas to Travel to F5 Summit	01. Gene...	12.02		-1,508.59
Bill	02/24/2020	022420	Corporate Payment System	Grapevine Food Mart Gas - Gas to Travel to F5 Summit	01. Gene...	35.01		-1,543.60
Bill	02/29/2020	700039780020	EAN Services, LLC	Car rental for Xochitl on 01/31/20 - 02/06/20 - F5 Association	01. Gene...	276.57		-1,820.17
Bill	03/31/2020	033120	Anali Manzano	Mileage January to March 2020	01. Gene...	63.83		-1,884.00
Total Transportation/Mileage						1,884.00	0.00	-1,884.00
Total 722000 · Transp/Travel/Education						6,620.07	0.00	-6,620.07
722101 · Utilities								
Bill	07/11/2019	071119	PG&E	Gas & Electric - 06/10/19 - 07/09/19	01. Gene...	478.43		-478.43
Bill	08/12/2019	081219	PG&E	Gas & Electric - 07/10/19 - 08/08/19	01. Gene...	507.43		-985.86
Bill	09/11/2019	091119	PG&E	Gas & Electric - 08/09/19 - 09/09/19	01. Gene...	507.48		-1,493.34
Bill	10/10/2019	101019	PG&E	Gas & Electric - 09/10/19 - 10/08/19	01. Gene...	306.65		-1,799.99
Bill	11/08/2019	110819	PG&E	Gas & Electric - 10/09/19 - 11/06/19	01. Gene...	211.03		-2,011.02
Bill	12/10/2019	121019	PG&E	Gas & Electric - 11/07/19 - 12/08/19	01. Gene...	213.35		-2,224.37
Bill	01/09/2020	010920	PG&E	Gas & Electric - 12/09/19 - 01/07/20	01. Gene...	240.06		-2,464.43
Bill	02/09/2020	020920	PG&E	Gas & Electric - 01/08/20 - 02/06/20	01. Gene...	302.23		-2,766.66
Bill	03/11/2020	031120	PG&E	Gas & Electric - 02/07/20 - 03/09/20	01. Gene...	240.76		-3,007.42
Bill	04/10/2020	041020	PG&E	Gas & Electric - 03/10/20 - 04/08/20	01. Gene...	235.92		-3,243.34
Bill	05/10/2020	051020	PG&E	Gas & Electric - 04/09/20 - 05/07/20	01. Gene...	212.05		-3,455.39
Total 722101 · Utilities						3,455.39	0.00	-3,455.39
722102 · Sewer & Water Charges								
Bill	07/01/2019	070119	City of Madera	Parking and Business District Assessment - 04/01/19 - 06/30/19	01. Gene...	62.50		-62.50
Bill	07/01/2019	070119	City of Madera	Parking and Business District Assessment - 04/01/19 - 06/30/19	01. Gene...	32.08		-94.58
Bill	07/01/2019	070119	City of Madera	Parking and Business District Assessment - 04/01/19 - 06/30/19	01. Gene...	32.76		-127.34
Bill	10/01/2019	100119	City of Madera	Parking and Business District Assessment - 10/01/19 - 12/31/19	01. Gene...	62.50		-189.84
Bill	10/01/2019	100119	City of Madera	Parking and Business District Assessment - 10/01/19 - 12/31/19	01. Gene...	32.08		-221.92
Bill	10/01/2019	100119	City of Madera	Parking and Business District Assessment - 10/01/19 - 12/31/19	01. Gene...	32.76		-254.68
Bill	01/08/2020	010820	City of Madera	Parking and Business District Assessment - 01/01/20 - 03/31/20	01. Gene...	62.50		-317.18
Bill	01/08/2020	010820	City of Madera	Parking and Business District Assessment - 01/01/20 - 03/31/20	01. Gene...	32.08		-349.26
Bill	01/08/2020	010820	City of Madera	Parking and Business District Assessment - 01/01/20 - 03/31/20	01. Gene...	32.76		-382.02
Bill	04/14/2020	041420	City of Madera	Parking and Business District Assessment - 04/01/20 - 04/30/20	01. Gene...	62.50		-444.52
Bill	04/14/2020	041420	City of Madera	Parking and Business District Assessment - 04/01/20 - 04/30/20	01. Gene...	32.08		-476.60
Bill	04/14/2020	041420	City of Madera	Parking and Business District Assessment - 04/01/20 - 04/30/20	01. Gene...	32.76		-509.36
Bill	04/14/2020	041420B	City of Madera	Parking and Business District Assessment - Q1 Late fee	01. Gene...	31.25		-540.61
Total 722102 · Sewer & Water Charges						540.61	0.00	-540.61
Total CATEGORY 1 ADMINISTRATIVE COSTS						357,139.18	324.43	-356,814.75

First 5 Madera County
01 General GL Detail YTD
July 2019 through May 2020

Type	Date	Num	Name	Memo	Class	Debit	Credit	Balance
CATEGORY 2 PROGRAM COSTS								
721400-Prof & Specialized Serv								
3. Capacity Building								
3.01-Education and Outreach								
Bill	01/20/2020	404288	That's Great News	Article Plaque	01. Gene...	268.43		-268.43
Bill	02/24/2020	022420	Corporate Payment System	Fresno Metro Ministry - Ed & Outreach	01. Gene...	750.00		-1,018.43
Bill	02/24/2020	022420	Corporate Payment System	Constant Contact - electronic Newsletter - Ed & Outreach	01. Gene...	20.00		-1,038.43
Total 3.01-Education and Outreach						1,038.43	0.00	-1,038.43
3.07-Professional Development								
Bill	08/04/2019	0001753389-...	Merced Sun	Chowchilla News Ads	01. Gene...	148.80		-148.80
Total 3.07-Professional Development						148.80	0.00	-148.80
3.09 - Publications								
Bill	04/29/2020	300020048	Madera Tribune	"Pride in Madera" Ad	01. Gene...	400.00		-400.00
Total 3.09 - Publications						400.00	0.00	-400.00
Total 3. Capacity Building						1,587.23	0.00	-1,587.23
Total 721400-Prof & Specialized Serv						1,587.23	0.00	-1,587.23
Total CATEGORY 2 PROGRAM COSTS						1,587.23	0.00	-1,587.23
TOTAL						**1,072,163.29**	**2,096,506.91**	**1,024,343.62**

First 5 Madera County
02 Program GL Detail YTD
July 2019 through May 2020

Type	Date	Num	Name	Memo	Class	Debit	Credit	Balance
4100-Special Revenues								
Cannabis Prevention Toolkit								
Invoice	12/31/2019	2019/20-18	California Health Collaborative	Cannabis Prevention Toolkit	02. Program		6,000.00	6,000.00
Total Cannabis Prevention Toolkit						0.00	6,000.00	6,000.00
Census 2020								
Deposit	03/06/2020	41360852	Misc Customers	California Children and Families Foundation, Inc. - Census 2020 Grant	02. Program		7,000.00	7,000.00
Total Census 2020						0.00	7,000.00	7,000.00
Impact Grant								
Invoice	07/01/2019	2019/20-09	First 5 Program Impact	Reimbursement for Program IMPACT 18/19 - Providers Conference - Add'l Reimburseme...	02. Program		3,644.00	3,644.00
Total Impact Grant						0.00	3,644.00	3,644.00
Injury Prevention								
Deposit	09/13/2019	613041	AAA NCNU	AAA Carseat Sponsorship	02. Program		2,500.00	2,500.00
Total Injury Prevention						0.00	2,500.00	2,500.00
Total 4100-Special Revenues						0.00	19,144.00	19,144.00
CATEGORY 1 ADMINISTRATIVE COSTS								
720601-General Insurance								
Bill	09/18/2019	1178574	Alliant Insurance Services, Inc.	2019-2020 AD&D Accident Medical (09/29/19 to 09/29/20) Policy #SRG914249518	02. Program	125.00		-125.00
Total 720601-General Insurance						125.00	0.00	-125.00
721304-Misc OFC Supplies								
Bill	07/03/2019	337665356001	Office Depot	Office Supplies	02. Program	32.94		-32.94
Bill	09/17/2019	379252380001	Office Depot	Office Supplies	02. Program	24.93		-57.87
Bill	09/18/2019	379252755001	Office Depot	Office Supplies	02. Program	6.05		-63.92
Total 721304-Misc OFC Supplies						63.92	0.00	-63.92
721491-Prof & Spec Services								
1. Human Resources								
HR Salaries/Benefits								
Bill	07/01/2019	0201907806126	Anthem Blue Cross	Health Ins 08/01/19 - 09/01/19	02. Program	55.68		-55.68
Bill	07/15/2019	191960046318	Blue Shield of California	Health Ins 08/01/19 - 08/31/19	02. Program	249.98		-305.66
General Journal	07/20/2019	15		July 1 - 15 Payroll	02. Program	1,514.02		-1,819.68
General Journal	07/20/2019	19		July 1 - 15 Retirement	02. Program	160.13		-1,979.81
General Journal	07/31/2019	23		July 16 - 31 Payroll	02. Program	1,514.02		-3,493.83
General Journal	07/31/2019	27		July 16 - 31 Retirement	02. Program	160.13		-3,653.96
Bill	08/01/2019	0201908806288	Anthem Blue Cross	Health Ins 09/01/19 - 10/01/19	02. Program	55.68		-3,709.64
Bill	08/14/2019	192260020354	Blue Shield of California	Health Ins 09/01/19 - 09/30/19	02. Program	249.98		-3,959.62
General Journal	08/20/2019	39		August 1 - 15 Payroll	02. Program	1,514.02		-5,473.64
General Journal	08/20/2019	43		August 1 - 15 Retirement	02. Program	160.13		-5,633.77
General Journal	08/31/2019	49		August 16 - 31 Payroll	02. Program	1,514.02		-7,147.79
General Journal	08/31/2019	53		August 16 - 31 Retirement	02. Program	160.13		-7,307.92
Bill	09/03/2019	0201909086238	Anthem Blue Cross	Health Ins 10/01/19 - 11/01/19	02. Program	55.68		-7,363.60
Bill	09/13/2019	192560020127	Blue Shield of California	Health Ins 10/01/19 - 10/31/19	02. Program	249.98		-7,613.58
General Journal	09/20/2019	81		September 1 - 15 Payroll	02. Program	1,514.02		-9,127.60
General Journal	09/20/2019	85		September 1 - 15 Retirement	02. Program	160.13		-9,287.73
General Journal	09/30/2019	89		September 16 - 30 Payroll	02. Program	1,514.02		-10,801.75
General Journal	09/30/2019	93		September 16 - 30 Retirement	02. Program	160.13		-10,961.88
Bill	10/01/2019	0201910806262	Anthem Blue Cross	Health Ins 11/01/19 - 12/01/19	02. Program	55.68		-11,017.56
Bill	10/14/2019	192870074762	Blue Shield of California	Health Ins 11/01/19 - 11/30/19	02. Program	249.98		-11,267.54
General Journal	10/20/2019	109		October 1 - 15 Payroll	02. Program	1,514.02		-12,781.56
General Journal	10/20/2019	113		October 1 - 15 Retirement	02. Program	160.13		-12,941.69
General Journal	10/31/2019	117		October 16 - 31 Payroll	02. Program	1,514.02		-14,455.71
General Journal	10/31/2019	121		October 16 - 31 Retirement	02. Program	160.13		-14,615.84
Bill	11/01/2019	0201911815437	Anthem Blue Cross	Health Ins 12/01/19 - 01/01/20	02. Program	55.68		-14,671.52
Bill	11/13/2019	193170021091	Blue Shield of California	Health Ins 12/01/19 - 12/31/19	02. Program	282.47		-14,953.99
General Journal	11/20/2019	137		November 1 - 15 Payroll	02. Program	1,514.02		-16,468.01
General Journal	11/20/2019	141		November 1 - 15 Retirement	02. Program	160.13		-16,628.14
General Journal	11/30/2019	151		November 16 - 30 Payroll	02. Program	1,514.02		-18,142.16
General Journal	11/30/2019	155		November 16 - 30 Retirement	02. Program	160.13		-18,302.29
Bill	12/02/2019	0201912806194	Anthem Blue Cross	Health Ins 01/01/20 - 02/01/20	02. Program	55.68		-18,357.97
Bill	12/16/2019	193500046681	Blue Shield of California	Health Ins 01/01/20 - 01/31/20	02. Program	282.47		-18,640.44
General Journal	12/20/2019	174		December 1 - 15 Payroll	02. Program	1,514.02		-20,154.46
General Journal	12/20/2019	178		December 1 - 15 Retirement	02. Program	160.13		-20,314.59
General Journal	12/31/2019	183		December 16 - 31 Payroll	02. Program	1,514.02		-21,828.61
General Journal	12/31/2019	187		December 16 - 31 Retirement	02. Program	160.13		-21,988.74
Bill	01/02/2020	0202001806189	Anthem Blue Cross	Health Ins 02/01/20 - 03/01/20	02. Program	55.68		-22,044.42
Bill	01/14/2020	200140020840	Blue Shield of California	Health Ins 02/01/20 - 02/29/20	02. Program	282.47		-22,326.89
General Journal	01/20/2020	199		January 1 - 15 Payroll	02. Program	1,615.92		-23,942.81
General Journal	01/20/2020	203		January 1 - 15 Retirement	02. Program	0.00		-23,942.81
General Journal	01/31/2020	219		January 16 - 31 Payroll	02. Program	1,615.92		-25,558.73
General Journal	01/31/2020	223		January 16 - 31 Retirement	02. Program	0.00		-25,558.73
Bill	02/01/2020	0202002806108	Anthem Blue Cross	Health Ins 03/01/20 - 04/01/20	02. Program	55.68		-25,614.41
Bill	02/12/2020	200430022242	Blue Shield of California	Health Ins 03/01/20 - 03/31/20	02. Program	282.47		-25,896.88

First 5 Madera County
02 Program GL Detail YTD
July 2019 through May 2020

Type	Date	Num	Name	Memo	Class	Debit	Credit	Balance
General Journal	02/20/2020	237		February 1 - 15 Payroll	02. Program	1,615.92		-27,512.80
General Journal	02/20/2020	241		February 1 - 15 Retirement	02. Program	0.00		-27,512.80
General Journal	02/20/2020	245		Final Payroll	02. Program	25,972.96		-53,485.76
General Journal	02/29/2020	246		February 16 - 29 Payroll	02. Program	0.00		-53,485.76
General Journal	02/29/2020	250		February 16 - 29 Retirement	02. Program	0.00		-53,485.76
Bill	03/02/2020	0202003806042	Anthem Blue Cross	Health Ins 04/01/20 - 05/01/20	02. Program	55.68		-53,541.44
Bill	03/16/2020	200760043424	Blue Shield of California	Health Ins 04/01/20 - 04/30/20	02. Program		282.47	-53,258.97
General Journal	03/20/2020	267		March 1 - 15 Payroll	02. Program	0.00		-53,258.97
General Journal	03/20/2020	271		March 1 - 15 Retirement	02. Program	0.00		-53,258.97
General Journal	03/31/2020	277		March 16 - 31 Payroll	02. Program	0.00		-53,258.97
General Journal	03/31/2020	281		March 16 - 31 Retirement	02. Program	0.00		-53,258.97
Bill	04/01/2020	0202004813484	Anthem Blue Cross	Health Ins 05/01/20 - 06/01/20	02. Program		123.95	-53,135.02
Bill	04/13/2020	201040064037	Blue Shield of California	Health Ins 05/01/20 - 05/30/20	02. Program	0.00		-53,135.02
General Journal	04/20/2020	292		April 1 - 15 Payroll	02. Program	0.00		-53,135.02
General Journal	04/20/2020	296		April 1 - 15 Retirement	02. Program	0.00		-53,135.02
General Journal	04/30/2020	306		April 16 - 30 Payroll	02. Program	0.00		-53,135.02
General Journal	04/30/2020	310		April 16 - 30 Retirement	02. Program	0.00		-53,135.02
Bill	05/01/2020	0202005805977	Anthem Blue Cross	Health Ins 06/01/20 - 07/01/20	02. Program	0.00		-53,135.02
Bill	05/14/2020	201350018085	Blue Shield of California	Health Ins 06/01/20 - 06/30/20	02. Program	0.00		-53,135.02
General Journal	05/20/2020	322		May 1 - 15 Payroll	02. Program	0.00		-53,135.02
General Journal	05/20/2020	326		May 1 - 15 Retirement	02. Program	0.00		-53,135.02
General Journal	05/31/2020	339		May 16 - 31 Payroll	02. Program	0.00		-53,135.02
General Journal	05/31/2020	343		May 16 - 31 Retirement	02. Program	0.00		-53,135.02
Total HR Salaries/Benefits						53,541.44	406.42	-53,135.02
Total 1. Human Resources						53,541.44	406.42	-53,135.02
Total 721491-Prof & Spec Services						53,541.44	406.42	-53,135.02
721900-Special Department Exp								
First 5								
Bill	10/28/2019	29529	Cal Valley Printing	Business Cards - Selina	02. Program	37.89		-37.89
Bill	11/22/2019	112219	Corporate Payment System	Maris Mexican Restaurant - Funded Program Meeting - Programming	02. Program	48.49		-86.38
Bill	11/22/2019	112219	Corporate Payment System	Amazon - Stress Relieve Toy & Sensory Toys - PFT - Programming	02. Program	36.77		-123.15
Bill	11/22/2019	112219	Corporate Payment System	Sams Club - Protective Factors Training - Programming	02. Program	27.58		-150.73
Bill	11/22/2019	112219	Corporate Payment System	Panda Express - Protective Factors Training - Programming	02. Program	298.99		-449.72
Bill	11/22/2019	112219	Corporate Payment System	Deli Delicious - Protective Factors Training - Programming	02. Program	191.16		-640.88
Total First 5						640.88	0.00	-640.88
Total 721900-Special Department Exp						640.88	0.00	-640.88
722000 · Transp/Travel/Education								
Transportation/Mileage								
Bill	07/03/2019	070319	Selina Lopez Santos	Mileage - June 2019	02. Program	71.69		-71.69
Bill	08/02/2019	080219	Selina Lopez Santos	Mileage - July 2019	02. Program	25.98		-97.67
Bill	08/27/2019	082719	Xochitl Villasenor	Mileage - July - August 2019 F5	02. Program	29.58		-127.25
Bill	08/30/2019	083019	Diane Sandoval	Mileage - July - August 2019	02. Program	182.18		-309.43
Bill	09/16/2019	091619	Selina Lopez Santos	Mileage - August 2019	02. Program	153.35		-462.78
Bill	09/25/2019	092519	Xochitl Villasenor	Mileage - September 2019 F5	02. Program	2.32		-465.10
Bill	09/27/2019	092719	Diane Sandoval	Mileage - September 2019	02. Program	58.70		-523.80
Bill	10/09/2019	100919	Selina Lopez Santos	Mileage - September 2019	02. Program	62.41		-586.21
Bill	11/06/2019	110619	Selina Lopez Santos	Mileage - October 2019	02. Program	123.08		-709.29
Bill	11/26/2019	112619	Diane Sandoval	Mileage - Oct & Nov 2019	02. Program	53.48		-762.77
Bill	11/26/2019	112619	Diane Sandoval	Parking - Oct & Nov 2019	02. Program	12.00		-774.77
Bill	12/10/2019	121019	Selina Lopez Santos	Mileage - November 2019	02. Program	31.44		-806.21
Bill	01/10/2020	011020	Selina Lopez Santos	Mileage - December 2019	02. Program	69.60		-875.81
Bill	02/14/2020	021420	Selina Lopez Santos	Mileage - January 2020	02. Program	8.05		-883.86
Bill	02/27/2020	022720	Selina Lopez Santos	Mileage - February 2020	02. Program	67.39		-951.25
Bill	02/27/2020	022720	Xochitl Villasenor	Mileage - February 2020	02. Program	58.94		-1,010.19
Bill	02/27/2020	022720	Xochitl Villasenor	Parking - February 2020	02. Program	3.00		-1,013.19
Bill	03/02/2020	030220	Diane Sandoval	Mileage - Jan & Feb 2020	02. Program	8.11		-1,021.30
Bill	03/05/2020	030520	Diane Sandoval	Mileage - December 2019	02. Program	5.45		-1,026.75
Total Transportation/Mileage						1,026.75	0.00	-1,026.75
Total 722000 · Transp/Travel/Education						1,026.75	0.00	-1,026.75
Total CATEGORY 1 ADMINISTRATIVE COSTS						55,397.99	406.42	-54,991.57

First 5 Madera County
02 Program GL Detail YTD
July 2019 through May 2020

Type	Date	Num	Name	Memo	Class	Debit	Credit	Balance
CATEGORY 2 PROGRAM COSTS								
721400-Prof & Specialized Serv								
1. Human Resources								
HR Salaries/Benefits								
Bill	07/01/2019	0201907806126	Anthem Blue Cross	Health Ins 08/01/19 - 09/01/19	02. Program	537.89		-537.89
Bill	07/15/2019	191960046318	Blue Shield of California	Health Ins 08/01/19 - 08/31/19	02. Program	2,049.98		-2,587.87
General Journal	07/20/2019	15		July 1 - 15 Payroll	02. Program	7,269.32		-9,857.19
General Journal	07/20/2019	19		July 1 - 15 Retirement	02. Program	882.58		-10,739.77
General Journal	07/31/2019	23		July 16 - 31 Payroll	02. Program	7,319.04		-18,058.81
General Journal	07/31/2019	27		July 16 - 31 Retirement	02. Program	886.30		-18,945.11
Bill	08/01/2019	0201908806288	Anthem Blue Cross	Health Ins 09/01/19 - 10/01/19	02. Program	537.89		-19,483.00
Bill	08/14/2019	192260020354	Blue Shield of California	Health Ins 09/01/19 - 09/30/19	02. Program	2,049.98		-21,532.98
General Journal	08/20/2019	39		August 1 - 15 Payroll	02. Program	7,269.32		-28,802.30
General Journal	08/20/2019	43		August 1 - 15 Retirement	02. Program	884.44		-29,686.74
General Journal	08/20/2019	48		August 1 - 15 Retirement - Refund for overpayment - John Hancock	02. Program		1.86	-29,684.88
General Journal	08/31/2019	49		August 16 - 31 Payroll	02. Program	7,269.32		-36,954.20
General Journal	08/31/2019	53		August 16 - 31 Retirement	02. Program	882.58		-37,836.78
Bill	09/03/2019	0201909086238	Anthem Blue Cross	Health Ins 10/01/19 - 11/01/19	02. Program	537.89		-38,374.67
Bill	09/13/2019	192560020127	Blue Shield of California	Health Ins 10/01/19 - 10/31/19	02. Program	2,049.98		-40,424.65
General Journal	09/20/2019	81		September 1 - 15 Payroll	02. Program	7,219.60		-47,644.25
General Journal	09/20/2019	85		September 1 - 15 Retirement	02. Program	878.86		-48,523.11
General Journal	09/30/2019	89		September 16 - 30 Payroll	02. Program	7,269.32		-55,792.43
General Journal	09/30/2019	93		September 16 - 30 Retirement	02. Program	882.58		-56,675.01
Bill	10/01/2019	0201910806262	Anthem Blue Cross	Health Ins 11/01/19 - 12/01/19	02. Program	537.89		-57,212.90
General Journal	10/11/2019	149	Misc. Vendors	To reclassify 2018 Blue Shield Refund - EE Share Only	02. Program		3.73	-57,209.17
Bill	10/14/2019	192870074762	Blue Shield of California	Health Ins 11/01/19 - 11/30/19	02. Program	2,049.98		-59,259.15
General Journal	10/20/2019	109		October 1 - 15 Payroll	02. Program	7,441.45		-66,700.60
General Journal	10/20/2019	113		October 1 - 15 Retirement	02. Program	904.51		-67,605.11
General Journal	10/31/2019	117		October 16 - 31 Payroll	02. Program	7,439.35		-75,044.46
General Journal	10/31/2019	121		October 16 - 31 Retirement	02. Program	900.46		-75,944.92
General Journal	10/31/2019	125		October 16 - 31 Payroll Special PR	02. Program	6,641.85		-82,586.77
General Journal	10/31/2019	126		October 16 - 31 Retirement Special PR	02. Program	735.59		-83,322.36
Bill	11/01/2019	0201911815437	Anthem Blue Cross	Health Ins 12/01/19 - 01/01/20	02. Program	546.39		-83,868.75
Bill	11/13/2019	193170021091	Blue Shield of California	Health Ins 12/01/19 - 12/31/19	02. Program	2,286.51		-86,155.26
General Journal	11/20/2019	137		November 1 - 15 Payroll	02. Program	5,632.44		-91,787.70
General Journal	11/20/2019	141		November 1 - 15 Retirement	02. Program	693.59		-92,481.29
General Journal	11/30/2019	151		November 16 - 30 Payroll	02. Program	5,586.86		-98,068.15
General Journal	11/30/2019	155		November 16 - 30 Retirement	02. Program	689.87		-98,758.02
Bill	12/02/2019	0201912806194	Anthem Blue Cross	Health Ins 01/01/20 - 02/01/20	02. Program	259.51		-99,017.53
Bill	12/16/2019	193500046681	Blue Shield of California	Health Ins 01/01/20 - 01/31/20	02. Program	471.13		-99,488.66
General Journal	12/20/2019	174		December 1 - 15 Payroll	02. Program	5,570.36		-105,059.02
General Journal	12/20/2019	178		December 1 - 15 Retirement	02. Program	689.87		-105,748.89
General Journal	12/31/2019	183		December 16 - 31 Payroll	02. Program	5,669.80		-111,418.69
General Journal	12/31/2019	187		December 16 - 31 Retirement	02. Program	697.31		-112,116.00
Bill	01/02/2020	0202001806189	Anthem Blue Cross	Health Ins 02/01/20 - 03/01/20	02. Program	402.95		-112,518.95
Bill	01/14/2020	200140020840	Blue Shield of California	Health Ins 02/01/20 - 02/29/20	02. Program	1,378.82		-113,897.77
General Journal	01/20/2020	199		January 1 - 15 Payroll	02. Program	5,569.80		-119,467.57
General Journal	01/20/2020	203		January 1 - 15 Retirement	02. Program	743.87		-120,211.44
General Journal	01/31/2020	219		January 16 - 31 Payroll	02. Program	5,619.52		-125,830.96
General Journal	01/31/2020	223		January 16 - 31 Retirement	02. Program	747.59		-126,578.55
Bill	02/01/2020	0202002806108	Anthem Blue Cross	Health Ins 03/01/20 - 04/01/20	02. Program	402.95		-126,981.50
Bill	02/12/2020	200430022242	Blue Shield of California	Health Ins 03/01/20 - 03/31/20	02. Program	1,684.52		-128,666.02
General Journal	02/20/2020	237		February 1 - 15 Payroll	02. Program	5,520.08		-134,186.10
General Journal	02/20/2020	241		February 1 - 15 Retirement	02. Program	740.15		-134,926.25
General Journal	02/29/2020	246		February 16 - 29 Payroll	02. Program	6,181.63		-141,107.88
General Journal	02/29/2020	250		February 16 - 29 Retirement	02. Program	793.75		-141,901.63
Bill	03/02/2020	0202003806042	Anthem Blue Cross	Health Ins 04/01/20 - 05/01/20	02. Program	472.49		-142,374.12
Bill	03/16/2020	200760043424	Blue Shield of California	Health Ins 04/01/20 - 04/30/20	02. Program	1,684.52		-144,058.64
General Journal	03/20/2020	267		March 1 - 15 Payroll	02. Program	6,383.99		-150,442.63
General Journal	03/20/2020	271		March 1 - 15 Retirement	02. Program	808.89		-151,251.52
General Journal	03/31/2020	277		March 16 - 31 Payroll	02. Program	6,282.81		-157,534.33
General Journal	03/31/2020	281		March 16 - 31 Retirement	02. Program	801.31		-158,335.64
Bill	04/01/2020	0202004813484	Anthem Blue Cross	Health Ins 05/01/20 - 06/01/20	02. Program	472.49		-158,808.13
Bill	04/13/2020	201040064037	Blue Shield of California	Health Ins 05/01/20 - 05/30/20	02. Program	1,684.52		-160,492.65
General Journal	04/20/2020	292		April 1 - 15 Payroll	02. Program	6,282.81		-166,775.46
General Journal	04/20/2020	296		April 1 - 15 Retirement	02. Program	801.31		-167,576.77
General Journal	04/30/2020	306		April 16 - 30 Payroll	02. Program	6,282.81		-173,859.58
General Journal	04/30/2020	310		April 16 - 30 Retirement	02. Program	801.31		-174,660.89
Bill	05/01/2020	0202005805977	Anthem Blue Cross	Health Ins 06/01/20 - 07/01/20	02. Program	472.49		-175,133.38
Bill	05/14/2020	201350018085	Blue Shield of California	Health Ins 06/01/20 - 06/30/20	02. Program	1,684.52		-176,817.90
General Journal	05/20/2020	322		May 1 - 15 Payroll	02. Program	6,282.81		-183,100.71
General Journal	05/20/2020	326		May 1 - 15 Retirement	02. Program	801.31		-183,902.02
General Journal	05/31/2020	339		May 16 - 31 Payroll	02. Program	6,282.81		-190,184.83
General Journal	05/31/2020	343		May 16 - 31 Retirement	02. Program	801.31		-190,986.14
Total HR Salaries/Benefits						190,991.73	5.59	-190,986.14
Total 1. Human Resources						190,991.73	5.59	-190,986.14

First 5 Madera County
02 Program GL Detail YTD
July 2019 through May 2020

Type	Date	Num	Name	Memo	Class	Debit	Credit	Balance
2. Funding Initiatives								
A-ENCUMBERED								
A.08-Americorp								
Bill	07/11/2019	11619	Prevent Child Abuse	CWS 2018/2019 Direct Member Cost - 4 Members	02. Program	656.96		-656.96
Bill	08/15/2019	11692	Prevent Child Abuse	CWS 2018/2019 Direct Member Cost - 3 Members	02. Program	656.96		-1,313.92
Bill	09/30/2019	11773	Prevent Child Abuse	CWS 2018/2019 Direct Member Cost - 3 Members	02. Program	656.96		-1,970.88
Bill	10/12/2019	11806	Prevent Child Abuse	CWS 2018/2019 Direct Member Cost - 3 Members	02. Program	182.50		-2,153.38
Bill	11/30/2019	11958	Prevent Child Abuse	CWS 2019/2020 Program Operating Costs - 4 FT Members	02. Program	2,600.00		-4,753.38
Bill	11/30/2019	11969	Prevent Child Abuse	CWS 2019/2020 Direct Member Cost - 3 Members	02. Program	672.60		-5,425.98
Bill	11/30/2019	11964	Prevent Child Abuse	CWS 2019/2020 Direct Member Cost - 3 Members	02. Program	336.30		-5,762.28
Bill	12/13/2019	12006	Prevent Child Abuse	CWS 2019/2020 Direct Member Cost - 4 Members	02. Program	672.60		-6,434.88
Bill	01/15/2020	12088	Prevent Child Abuse	CWS 2019/2020 Direct Member Costs - 4 Members	02. Program	672.60		-7,107.48
Bill	02/20/2020	12203	Prevent Child Abuse	CWS 2019/2020 Direct Member Cost - 4 Members	02. Program	673.32		-7,780.80
Bill	04/17/2020	12323	Prevent Child Abuse	CWS 2019/2020 Direct Member Cost - 4 Members	02. Program	674.04		-8,454.84
Bill	04/29/2020	12362	Prevent Child Abuse	CWS 2019/2020 Member Health Care Costs - 2 Members - 7 months November 2019 - M...	02. Program	2,251.34		-10,706.18
Bill	05/13/2020	12407	Prevent Child Abuse	CWS 2019/2020 Direct Member Cost - 4 Members	02. Program	674.04		-11,380.22
Total A.08-Americorp						11,380.22	0.00	-11,380.22
Total A-ENCUMBERED						11,380.22	0.00	-11,380.22
C-NEW GRANT AWARDS								
C.04-Preschool Oral Health Init								
Bill	12/31/2019	047-01 Q2	Darin Camarena Health Center	Contract# 047-01 - 2nd Qtr. - Oral Health Initiative 10/01/19 - 12/31/19	02. Program	10,955.34		-10,955.34
Bill	03/31/2020	047-01 Q3	Darin Camarena Health Center	Contract# 047-01 - 3rd Qtr. - Oral Health Initiative 01/01/20 - 03/31/20	02. Program	13,040.72		-23,996.06
Total C.04-Preschool Oral Health Init						23,996.06	0.00	-23,996.06
C.05-Tobacco and Cannabis (PD)								
Bill	01/12/2020	BTB 4009-1	Jeffrey Scott Agency	Focus Groups - 12/9 - Cannabis & Tobacco	02. Program	750.00		-750.00
Total C.05-Tobacco and Cannabis (PD)						750.00	0.00	-750.00
C.06-Injury Prevention								
Bill	07/22/2019	072219	Corporate Payment System	Amazon - Seat Belt Adj Clip - Special Proj - Programming - Carseat Fittings	02. Program	9.98		-9.98
Bill	07/22/2019	072219	Corporate Payment System	Amazon - Seat Belt Adj Clip - Special Proj - Programming - Carseat Fittings	02. Program	39.92		-49.90
Bill	09/09/2019	5812099 RI	Dorel Juvenile Group, Inc.	35 Infant Carseats	02. Program	1,525.20		-1,575.10
Bill	09/09/2019	5813292 RI	Dorel Juvenile Group, Inc.	30 Infant Carseats	02. Program	1,483.10		-3,058.20
Bill	01/30/2020	436646840001	Office Depot	Programming Office Supplies	02. Program	14.13		-3,072.33
Total C.06-Injury Prevention						3,072.33	0.00	-3,072.33
C.12-CASA - ASQ Project								
Bill	03/31/2020	033120	CASA of Fresno & Madera Counties	Contract# 047-02 - QTR 3 01/01/2020-03/31/2020 - ASQ for Madra Co. Foster Children 0-5	02. Program	248.40		-248.40
Total C.12-CASA - ASQ Project						248.40	0.00	-248.40
C.14-Census 2020								
Bill	03/12/2020	031220	Food 4 Less	Census 2020 Training	02. Program	35.10		-35.10
Bill	03/21/2020	032120	Safeway Inc.	Pak n Save - Census 2020 Training	02. Program	99.98		-135.08
Total C.14-Census 2020						135.08	0.00	-135.08
Total C-NEW GRANT AWARDS						28,201.87	0.00	-28,201.87
D-Special Project PILOT								
D.02-Vision Mobile								
Bill	10/22/2019	102219	Corporate Payment System	Corsaros Family Pizza - Vision Mobile - Ed/Outreach	02. Program	76.30		-76.30
Bill	11/22/2019	112219	Corporate Payment System	Deli Delicious - Vision Mobile - Programming	02. Program	63.86		-140.16
Bill	11/22/2019	112219	Corporate Payment System	Sal's Mexican Restaurant - Preschool Vision - Programming	02. Program	116.20		-256.36
Bill	11/27/2019	40007-202F5M	Buddhist Tzu Chi Medical Foundation	Vision Mobile Screening for Chowchilla School District, George Washington Elementary, ...	02. Program	4,500.00		-4,756.36
Bill	12/10/2019	121019	Food 4 Less	Vision Mobile - Programming	02. Program	13.98		-4,770.34
Bill	01/30/2020	436646840001	Office Depot	Programming Office Supplies	02. Program	32.46		-4,802.80
Total D.02-Vision Mobile						4,802.80	0.00	-4,802.80
Total D-Special Project PILOT						4,802.80	0.00	-4,802.80
Total 2. Funding Initiatives						44,384.89	0.00	-44,384.89

First 5 Madera County
02 Program GL Detail YTD
July 2019 through May 2020

Type	Date	Num	Name	Memo	Class	Debit	Credit	Balance
3. Capacity Building								
3.01-Education and Outreach								
Bill	07/22/2019	072219	Corporate Payment System	Constant Contact - electronic Newsletter	02. Program	20.00		-20.00
Bill	08/12/2019	200102	Madera County Superitendent of Schools	Sponsorship - Annual Business & Education Shareholders Luncheon 08/27/19	02. Program	500.00		-520.00
Bill	08/22/2019	082219	California Health Collaborative (Vendor)	Sponsorship of the Maternal Wellness Dinner 08/08/19 & Conf on 08/09/19	02. Program	500.00		-1,020.00
Bill	08/22/2019	082219	Corporate Payment System	California Health Coll. - Maternal Wellness Conf / Dinner	02. Program	90.00		-1,110.00
Bill	08/22/2019	082219	Corporate Payment System	Constant Contact - electronic Newsletter	02. Program	20.00		-1,130.00
Bill	08/22/2019	082219	Corporate Payment System	CASA Fresno Madera - Crab Feed - 2 Individual Tickets	02. Program	200.00		-1,330.00
Bill	08/22/2019	082219	Corporate Payment System	CASA Fresno Madera - Crab Feed - Opilio Crab Sponsorship	02. Program	500.00		-1,830.00
Bill	09/23/2019	092319	Corporate Payment System	Constant Contact - electronic Newsletter	02. Program	20.00		-1,850.00
Bill	10/22/2019	102219	Corporate Payment System	Constant Contact - electronic Newsletter	02. Program	20.00		-1,870.00
Bill	10/22/2019	102219	Corporate Payment System	SmileMakers - Crest Toothpaste - Ed/Outreach	02. Program	193.17		-2,063.17
Bill	10/24/2019	7850493	4Imprint	750 Junior Concept Toothbrushes - Ed/Outreach	02. Program	893.34		-2,956.51
Bill	11/22/2019	112219	Corporate Payment System	Constant Contact - electronic Newsletter	02. Program	20.00		-2,976.51
Bill	11/23/2019	112319	Safeway Inc.	Pak n Save - Funded Programs Mtg - Programming	02. Program	31.47		-3,007.98
Bill	11/23/2019	112319	Safeway Inc.	Pak n Save - Supplies - Protective Factors - Programming	02. Program	5.98		-3,013.96
Bill	11/23/2019	112319	Safeway Inc.	Pak n Save - Supplies - Protective Factors - Programming	02. Program	117.21		-3,131.17
Bill	12/23/2019	122319	Corporate Payment System	Constant Contact - electronic Newsletter	02. Program	20.00		-3,151.17
Bill	01/22/2020	012220	Corporate Payment System	Constant Contact - electronic Newsletter	02. Program	20.00		-3,171.17
Bill	02/13/2020	18868	Andy's Sports & Design	80 9" x 13" Posters / 80 16" x 20" Posters - 2020 Census - Programming	02. Program	812.31		-3,983.48
Bill	02/29/2020	99384	Rush Advertising Specialties	200 Tambourines	02. Program	534.97		-4,518.45
Bill	03/02/2020	KFAGGHLAB6220	Constant Contact, Inc	Electronic Newsletter - Email - Prepay for 30% Off-12 Months - 0-500 Contacts thru 3/12/2...	02. Program	168.00		-4,686.45
Bill	03/06/2020	18896	Andy's Sports & Design	100 16" x 20" Posters - 2020 Census	02. Program	637.59		-5,324.04
Bill	03/12/2020	99505	Rush Advertising Specialties	100 Infant Onesies	02. Program	959.51		-6,283.55
Total 3.01-Education and Outreach						6,283.55	0.00	-6,283.55
3.09 - Publications								
Bill	08/28/2019	300018094	Madera Tribune	Welcome to Madera 2019	02. Program	500.00		-500.00
Total 3.09 - Publications						500.00	0.00	-500.00
Total 3. Capacity Building						6,783.55	0.00	-6,783.55
Total 721400-Prof & Specialized Serv						242,160.17	5.59	-242,154.58
750106 · Transfer - FRC 77050								
1. Madera FRC Operating Budget								
General Journal	08/21/2019	69		Transfer funds to Madera FRC for FY 19/20 Operating Budget	02. Program	125,000.00		-125,000.00
General Journal	09/30/2019	76		Transfer funds to Madera FRC for FY 19/20 Operating Budget	02. Program	50,000.00		-175,000.00
Total 1. Madera FRC Operating Budget						175,000.00	0.00	-175,000.00
2. Chowchilla FRC Oper. Budget								
General Journal	08/21/2019	70		Transfer funds to Chowchilla FRC for FY 19/20 Operating Budget	02. Program	120,000.00		-120,000.00
Total 2. Chowchilla FRC Oper. Budget						120,000.00	0.00	-120,000.00
3. Chowchilla Bldg Maint Accnt								
General Journal	09/30/2019	77		Transfer funds to Deferred Maint for FY 19/20 Operating Budget	02. Program	20,000.00		-20,000.00
Total 3. Chowchilla Bldg Maint Accnt						20,000.00	0.00	-20,000.00
4. Oakhurst FRC Oper. Budget								
General Journal	08/21/2019	71		Transfer funds to Eastern Madera Co FRC for FY 19/20 Operating Budget	02. Program	45,000.00		-45,000.00
Total 4. Oakhurst FRC Oper. Budget						45,000.00	0.00	-45,000.00
Total 750106 · Transfer - FRC 77050						360,000.00	0.00	-360,000.00
Total CATEGORY 2 PROGRAM COSTS						602,160.17	5.59	-602,154.58
TOTAL						**657,558.16**	**19,556.01**	**-638,002.15**

First 5 Madera County
03 Evaluations GL Detail YTD
July 2019 through May 2020

Type	Date	Num	Name	Memo	Class	Debit	Credit	Balance
CATEGORY 1 ADMINISTRATIVE COSTS								
721491-Prof & Spec Services								
1. Human Resources								
HR Salaries/Benefits								
Bill	07/01/2019	0201907806126	Anthem Blue Cross	Health Ins 08/01/19 - 09/01/19	03. Evalua...	18.56		-18.56
Bill	07/15/2019	191960046318	Blue Shield of California	Health Ins 08/01/19 - 08/31/19	03. Evalua...	83.33		-101.89
General Journal	07/20/2019	15		July 1 - 15 Payroll	03. Evalua...	504.67		-606.56
General Journal	07/20/2019	19		July 1 - 15 Retirement	03. Evalua...	53.38		-659.94
General Journal	07/31/2019	23		July 16 - 31 Payroll	03. Evalua...	504.67		-1,164.61
General Journal	07/31/2019	27		July 16 - 31 Retirement	03. Evalua...	53.38		-1,217.99
Bill	08/01/2019	0201908806288	Anthem Blue Cross	Health Ins 09/01/19 - 10/01/19	03. Evalua...	18.56		-1,236.55
Bill	08/14/2019	192260020354	Blue Shield of California	Health Ins 09/01/19 - 09/30/19	03. Evalua...	83.33		-1,319.88
General Journal	08/20/2019	39		August 1 - 15 Payroll	03. Evalua...	504.67		-1,824.55
General Journal	08/20/2019	43		August 1 - 15 Retirement	03. Evalua...	53.38		-1,877.93
General Journal	08/31/2019	49		August 16 - 31 Payroll	03. Evalua...	504.67		-2,382.60
General Journal	08/31/2019	53		August 16 - 31 Retirement	03. Evalua...	53.38		-2,435.98
Bill	09/03/2019	0201909086238	Anthem Blue Cross	Health Ins 10/01/19 - 11/01/19	03. Evalua...	18.56		-2,454.54
Bill	09/13/2019	192560020127	Blue Shield of California	Health Ins 10/01/19 - 10/31/19	03. Evalua...	83.33		-2,537.87
General Journal	09/20/2019	81		September 1 - 15 Payroll	03. Evalua...	504.67		-3,042.54
General Journal	09/20/2019	85		September 1 - 15 Retirement	03. Evalua...	53.38		-3,095.92
General Journal	09/30/2019	89		September 16 - 30 Payroll	03. Evalua...	504.67		-3,600.59
General Journal	09/30/2019	93		September 16 - 30 Retirement	03. Evalua...	53.38		-3,653.97
Bill	10/01/2019	0201910806262	Anthem Blue Cross	Health Ins 11/01/19 - 12/01/19	03. Evalua...	18.56		-3,672.53
Bill	10/14/2019	192870074762	Blue Shield of California	Health Ins 11/01/19 - 11/30/19	03. Evalua...	83.33		-3,755.86
General Journal	10/20/2019	109		October 1 - 15 Payroll	03. Evalua...	504.67		-4,260.53
General Journal	10/20/2019	113		October 1 - 15 Retirement	03. Evalua...	53.38		-4,313.91
General Journal	10/31/2019	117		October 16 - 31 Payroll	03. Evalua...	504.67		-4,818.58
General Journal	10/31/2019	121		October 16 - 31 Retirement	03. Evalua...	53.38		-4,871.96
Bill	11/01/2019	0201911815437	Anthem Blue Cross	Health Ins 12/01/19 - 01/01/20	03. Evalua...	18.56		-4,890.52
Bill	11/13/2019	193170021091	Blue Shield of California	Health Ins 12/01/19 - 12/31/19	03. Evalua...	94.16		-4,984.68
General Journal	11/20/2019	137		November 1 - 15 Payroll	03. Evalua...	504.67		-5,489.35
General Journal	11/20/2019	141		November 1 - 15 Retirement	03. Evalua...	53.38		-5,542.73
General Journal	11/30/2019	151		November 16 - 30 Payroll	03. Evalua...	504.67		-6,047.40
General Journal	11/30/2019	155		November 16 - 30 Retirement	03. Evalua...	53.38		-6,100.78
Bill	12/02/2019	0201912806194	Anthem Blue Cross	Health Ins 01/01/20 - 02/01/20	03. Evalua...	18.56		-6,119.34
Bill	12/16/2019	193500046681	Blue Shield of California	Health Ins 01/01/20 - 01/31/20	03. Evalua...	94.16		-6,213.50
General Journal	12/20/2019	174		December 1 - 15 Payroll	03. Evalua...	504.67		-6,718.17
General Journal	12/20/2019	178		December 1 - 15 Retirement	03. Evalua...	53.38		-6,771.55
General Journal	12/31/2019	183		December 16 - 31 Payroll	03. Evalua...	504.67		-7,276.22
General Journal	12/31/2019	187		December 16 - 31 Retirement	03. Evalua...	53.38		-7,329.60
Bill	01/02/2020	0202001806189	Anthem Blue Cross	Health Ins 02/01/20 - 03/01/20	03. Evalua...	18.56		-7,348.16
Bill	01/14/2020	200140020840	Blue Shield of California	Health Ins 02/01/20 - 02/29/20	03. Evalua...	94.16		-7,442.32
General Journal	01/20/2020	199		January 1 - 15 Payroll	03. Evalua...	538.64		-7,980.96
General Journal	01/20/2020	203		January 1 - 15 Retirement	03. Evalua...	0.00		-7,980.96
General Journal	01/31/2020	219		January 16 - 31 Payroll	03. Evalua...	538.64		-8,519.60
General Journal	01/31/2020	223		January 16 - 31 Retirement	03. Evalua...	0.00		-8,519.60
Bill	02/01/2020	0202002806108	Anthem Blue Cross	Health Ins 03/01/20 - 04/01/20	03. Evalua...	18.56		-8,538.16
Bill	02/12/2020	200430022242	Blue Shield of California	Health Ins 03/01/20 - 03/31/20	03. Evalua...	94.16		-8,632.32
General Journal	02/20/2020	237		February 1 - 15 Payroll	03. Evalua...	538.64		-9,170.96
General Journal	02/20/2020	241		February 1 - 15 Retirement	03. Evalua...	0.00		-9,170.96
General Journal	02/20/2020	245		Final Payroll	03. Evalua...	8,657.65		-17,828.61
General Journal	02/29/2020	246		February 16 - 29 Payroll	03. Evalua...	0.00		-17,828.61
General Journal	02/29/2020	250		February 16 - 29 Retirement	03. Evalua...	0.00		-17,828.61
Bill	03/02/2020	0202003806042	Anthem Blue Cross	Health Ins 04/01/20 - 05/01/20	03. Evalua...	18.56		-17,847.17
Bill	03/16/2020	200760043424	Blue Shield of California	Health Ins 04/01/20 - 04/30/20	03. Evalua...		94.16	-17,753.01
General Journal	03/20/2020	267		March 1 - 15 Payroll	03. Evalua...	0.00		-17,753.01
General Journal	03/20/2020	271		March 1 - 15 Retirement	03. Evalua...	0.00		-17,753.01
General Journal	03/31/2020	277		March 16 - 31 Payroll	03. Evalua...	0.00		-17,753.01
General Journal	03/31/2020	281		March 16 - 31 Retirement	03. Evalua...	0.00		-17,753.01
Bill	04/01/2020	0202004813484	Anthem Blue Cross	Health Ins 05/01/20 - 06/01/20	03. Evalua...		41.32	-17,711.69
Bill	04/13/2020	201040064037	Blue Shield of California	Health Ins 05/01/20 - 05/30/20	03. Evalua...	0.00		-17,711.69
General Journal	04/20/2020	292		April 1 - 15 Payroll	03. Evalua...	0.00		-17,711.69
General Journal	04/20/2020	296		April 1 - 15 Retirement	03. Evalua...	0.00		-17,711.69
General Journal	04/30/2020	306		April 16 - 30 Payroll	03. Evalua...	0.00		-17,711.69
General Journal	04/30/2020	310		April 16 - 30 Retirement	03. Evalua...	0.00		-17,711.69
Bill	05/01/2020	0202005805977	Anthem Blue Cross	Health Ins 06/01/20 - 07/01/20	03. Evalua...	0.00		-17,711.69
Bill	05/14/2020	201350018085	Blue Shield of California	Health Ins 06/01/20 - 06/30/20	03. Evalua...	0.00		-17,711.69

First 5 Madera County
03 Evaluations GL Detail YTD
July 2019 through May 2020

Type	Date	Num	Name	Memo	Class	Debit	Credit	Balance
General Journal	05/20/2020	322		May 1 - 15 Payroll	03. Evalua...	0.00		-17,711.69
General Journal	05/20/2020	326		May 1 - 15 Retirement	03. Evalua...	0.00		-17,711.69
General Journal	05/31/2020	339		May 16 - 31 Payroll	03. Evalua...	0.00		-17,711.69
General Journal	05/31/2020	343		May 16 - 31 Retirement	03. Evalua...	0.00		-17,711.69
Total HR Salaries/Benefits						17,847.17	135.48	-17,711.69
Total 1. Human Resources						17,847.17	135.48	-17,711.69
Total 721491-Prof & Spec Services						17,847.17	135.48	-17,711.69
Total CATEGORY 1 ADMINISTRATIVE COSTS						17,847.17	135.48	-17,711.69
CATEGORY 3 EVALUATION COSTS								
721462 · Prof. & Specialized Serv								
Human Resources- Eval. Officer								
Bill	07/01/2019	0201907806126	Anthem Blue Cross	Health Ins 08/01/19 - 09/01/19	03. Evalua...	116.49		-116.49
Bill	07/15/2019	191960046318	Blue Shield of California	Health Ins 08/01/19 - 08/31/19	03. Evalua...	1,374.44		-1,490.93
General Journal	07/20/2019	15		July 1 - 15 Payroll	03. Evalua...	1,769.33		-3,260.26
General Journal	07/20/2019	19		July 1 - 15 Retirement	03. Evalua...	140.56		-3,400.82
General Journal	07/31/2019	23		July 16 - 31 Payroll	03. Evalua...	1,799.16		-5,199.98
General Journal	07/31/2019	27		July 16 - 31 Retirement	03. Evalua...	142.78		-5,342.76
Bill	08/01/2019	0201908806288	Anthem Blue Cross	Health Ins 09/01/19 - 10/01/19	03. Evalua...	116.49		-5,459.25
Bill	08/14/2019	192260020354	Blue Shield of California	Health Ins 09/01/19 - 09/30/19	03. Evalua...	1,374.44		-6,833.69
General Journal	08/20/2019	39		August 1 - 15 Payroll	03. Evalua...	1,769.33		-8,603.02
General Journal	08/20/2019	43		August 1 - 15 Retirement	03. Evalua...	141.67		-8,744.69
General Journal	08/20/2019	48		August 1 - 15 Retirement - Refund for overpayment - John Hancock	03. Evalua...		1.11	-8,743.58
General Journal	08/31/2019	49		August 16 - 31 Payroll	03. Evalua...	1,769.33		-10,512.91
General Journal	08/31/2019	53		August 16 - 31 Retirement	03. Evalua...	140.56		-10,653.47
Bill	09/03/2019	0201909086238	Anthem Blue Cross	Health Ins 10/01/19 - 11/01/19	03. Evalua...	116.49		-10,769.96
Bill	09/13/2019	192560020127	Blue Shield of California	Health Ins 10/01/19 - 10/31/19	03. Evalua...	1,374.44		-12,144.40
General Journal	09/20/2019	81		September 1 - 15 Payroll	03. Evalua...	1,739.49		-13,883.89
General Journal	09/20/2019	85		September 1 - 15 Retirement	03. Evalua...	138.32		-14,022.21
General Journal	09/30/2019	89		September 16 - 30 Payroll	03. Evalua...	1,769.33		-15,791.54
General Journal	09/30/2019	93		September 16 - 30 Retirement	03. Evalua...	140.56		-15,932.10
Bill	10/01/2019	0201910806262	Anthem Blue Cross	Health Ins 11/01/19 - 12/01/19	03. Evalua...	116.49		-16,048.59
General Journal	10/11/2019	149	Misc. Vendors	To reclassify 2018 Blue Shield Refund - EE Share Only	03. Evalua...		14.84	-16,033.75
Bill	10/14/2019	192870074762	Blue Shield of California	Health Ins 11/01/19 - 11/30/19	03. Evalua...	1,374.44		-17,408.19
General Journal	10/20/2019	109		October 1 - 15 Payroll	03. Evalua...	1,769.33		-19,177.52
General Journal	10/20/2019	113		October 1 - 15 Retirement	03. Evalua...	140.56		-19,318.08
General Journal	10/31/2019	117		October 16 - 31 Payroll	03. Evalua...	1,822.49		-21,140.57
General Journal	10/31/2019	121		October 16 - 31 Retirement	03. Evalua...	144.29		-21,284.86
Bill	11/01/2019	0201911815437	Anthem Blue Cross	Health Ins 12/01/19 - 01/01/20	03. Evalua...	116.49		-21,401.35
Bill	11/13/2019	193170021091	Blue Shield of California	Health Ins 12/01/19 - 12/31/19	03. Evalua...	1,713.32		-23,114.67
General Journal	11/20/2019	137		November 1 - 15 Payroll	03. Evalua...	2,092.40		-25,207.07
General Journal	11/20/2019	141		November 1 - 15 Retirement	03. Evalua...	140.56		-25,347.63
General Journal	11/30/2019	151		November 16 - 30 Payroll	03. Evalua...	2,078.59		-27,426.22
General Journal	11/30/2019	155		November 16 - 30 Retirement	03. Evalua...	139.36		-27,565.58
Bill	12/02/2019	0201912806194	Anthem Blue Cross	Health Ins 01/01/20 - 02/01/20	03. Evalua...	73.86		-27,639.44
Bill	12/16/2019	193500046681	Blue Shield of California	Health Ins 01/01/20 - 01/31/20	03. Evalua...		1,607.47	-26,031.97
General Journal	12/20/2019	174		December 1 - 15 Payroll	03. Evalua...	2,055.15		-28,087.12
General Journal	12/20/2019	178		December 1 - 15 Retirement	03. Evalua...	138.32		-28,225.44
General Journal	12/31/2019	183		December 16 - 31 Payroll	03. Evalua...	2,114.81		-30,340.25
General Journal	12/31/2019	187		December 16 - 31 Retirement	03. Evalua...	142.78		-30,483.03
Bill	01/02/2020	0202001806189	Anthem Blue Cross	Health Ins 02/01/20 - 03/01/20	03. Evalua...	112.87		-30,595.90
Bill	01/14/2020	200140020840	Blue Shield of California	Health Ins 02/01/20 - 02/29/20	03. Evalua...	507.19		-31,103.09
General Journal	01/20/2020	199		January 1 - 15 Payroll	03. Evalua...	2,084.98		-33,188.07
General Journal	01/20/2020	203		January 1 - 15 Retirement	03. Evalua...	140.56		-33,328.63
General Journal	01/31/2020	219		January 16 - 31 Payroll	03. Evalua...	2,114.81		-35,443.44
General Journal	01/31/2020	223		January 16 - 31 Retirement	03. Evalua...	142.78		-35,586.22
Bill	02/01/2020	0202002806108	Anthem Blue Cross	Health Ins 03/01/20 - 04/01/20	03. Evalua...	112.87		-35,699.09
Bill	02/12/2020	200430022242	Blue Shield of California	Health Ins 03/01/20 - 03/31/20	03. Evalua...	323.77		-36,022.86
General Journal	02/20/2020	237		February 1 - 15 Payroll	03. Evalua...	2,055.15		-38,078.01
General Journal	02/20/2020	241		February 1 - 15 Retirement	03. Evalua...	138.32		-38,216.33
General Journal	02/29/2020	246		February 16 - 29 Payroll	03. Evalua...	1,790.08		-40,006.41
General Journal	02/29/2020	250		February 16 - 29 Retirement	03. Evalua...	116.02		-40,122.43
Bill	03/02/2020	0202003806042	Anthem Blue Cross	Health Ins 04/01/20 - 05/01/20	03. Evalua...	71.15		-40,193.58
Bill	03/16/2020	200760043424	Blue Shield of California	Health Ins 04/01/20 - 04/30/20	03. Evalua...	323.77		-40,517.35

First 5 Madera County
03 Evaluations GL Detail YTD
July 2019 through May 2020

Type	Date	Num	Name	Memo	Class	Debit	Credit	Balance
General Journal	03/20/2020	267		March 1 - 15 Payroll	03. Evalua...	1,851.20		-42,368.55
General Journal	03/20/2020	271		March 1 - 15 Retirement	03. Evalua...	119.98		-42,488.53
General Journal	03/31/2020	277		March 16 - 31 Payroll	03. Evalua...	1,851.20		-44,339.73
General Journal	03/31/2020	281		March 16 - 31 Retirement	03. Evalua...	119.98		-44,459.71
Bill	04/01/2020	0202004813484	Anthem Blue Cross	Health Ins 05/01/20 - 06/01/20	03. Evalua...	71.15		-44,530.86
Bill	04/13/2020	201040064037	Blue Shield of California	Health Ins 05/01/20 - 05/30/20	03. Evalua...	323.77		-44,854.63
General Journal	04/20/2020	292		April 1 - 15 Payroll	03. Evalua...	1,851.20		-46,705.83
General Journal	04/20/2020	296		April 1 - 15 Retirement	03. Evalua...	119.98		-46,825.81
General Journal	04/30/2020	306		April 16 - 30 Payroll	03. Evalua...	1,851.20		-48,677.01
General Journal	04/30/2020	310		April 16 - 30 Retirement	03. Evalua...	119.98		-48,796.99
Bill	05/01/2020	0202005805977	Anthem Blue Cross	Health Ins 06/01/20 - 07/01/20	03. Evalua...	71.15		-48,868.14
Bill	05/14/2020	201350018085	Blue Shield of California	Health Ins 06/01/20 - 06/30/20	03. Evalua...	323.77		-49,191.91
General Journal	05/20/2020	322		May 1 - 15 Payroll	03. Evalua...	1,851.20		-51,043.11
General Journal	05/20/2020	326		May 1 - 15 Retirement	03. Evalua...	119.98		-51,163.09
General Journal	05/31/2020	339		May 16 - 31 Payroll	03. Evalua...	1,851.20		-53,014.29
General Journal	05/31/2020	343		May 16 - 31 Retirement	03. Evalua...	119.98		-53,134.27
Total Human Resources- Eval. Officer						54,757.69	1,623.42	-53,134.27
Total 721462 · Prof. & Specialized Serv						54,757.69	1,623.42	-53,134.27
Total CATEGORY 3 EVALUATION COSTS						54,757.69	1,623.42	-53,134.27
TOTAL						**72,604.86**	**1,758.90**	**-70,845.96**

First 5 Madera County
04 Madera FRC GL Detail YTD
July 2019 through May 2020

Type	Date	Num	Name	Memo	Class	Debit	Credit	Balance
4000-General Revenue								
Miscellaneous Income								
Reimbursement for Postage								
Invoice	09/30/2019	2019/20-05	Migrant Child Care	July through September 2019 - Postage	04. Madera...		49.25	49.25
Invoice	12/31/2019	2019/20-15	Migrant Child Care	October through December 2019 - Postage	04. Madera...		45.30	94.55
Invoice	02/29/2020	2019/20-20	Migrant Child Care	January through March 2020 - Postage	04. Madera...	0.00		94.55
Total Reimbursement for Postage						0.00	94.55	94.55
Miscellaneous Income - Other								
Deposit	11/21/2019			Petty Cash Overages	04. Madera...		0.06	0.06
General Journal	12/06/2019	162	Misc Customers	To record receivable for County of Madera - DSS check deposited into Chowchilla rather than Ma...	04. Madera...		9,635.52	9,635.58
General Journal	12/06/2019	163	Misc Customers	To record receivable for County of Madera - DSS check deposited into Chowchilla rather than Ma...	04. Madera...	9,635.52		0.06
Total Miscellaneous Income - Other						9,635.52	9,635.58	0.06
Total Miscellaneous Income						9,635.52	9,730.13	94.61
Transfer of Annual Allocation								
General Journal	08/01/2019	74		Transfer from Chowchilla FRC to Madera FRC	04. Madera...		5,400.00	5,400.00
General Journal	08/21/2019	69		Transfer funds to Madera FRC for FY 19/20 Operating Budget	04. Madera...		125,000.00	130,400.00
General Journal	09/30/2019	76		Transfer funds to Madera FRC for FY 19/20 Operating Budget	04. Madera...		50,000.00	180,400.00
Total Transfer of Annual Allocation						0.00	180,400.00	180,400.00
Total 4000-General Revenue						9,635.52	190,130.13	180,494.61
4100-Special Revenues								
Impact Grant								
Invoice	12/31/2019	2019/20-10	First 5 Madera Impact	Reimbursement for Madera FRC Impact 19/20	04. Madera...		4,179.55	4,179.55
Total Impact Grant						0.00	4,179.55	4,179.55
Preventative Services Program								
Invoice	09/30/2019	2019/20-06	County of Madera-Dept of SS - PSP Billing	AmeriCorps Referral Managers ($2,500 per month x 3 months)	04. Madera...		7,500.00	7,500.00
Invoice	12/31/2019	2019/20-12	County of Madera-Dept of SS - PSP Billing	AmeriCorps Referral Managers ($2,500 per month x 3 months)	04. Madera...		7,500.00	15,000.00
Invoice	03/31/2020	2019/20-21	County of Madera-Dept of SS - PSP Billing	AmeriCorps Referral Managers ($2,500 per month x 3 months)	04. Madera...		7,500.00	22,500.00
Total Preventative Services Program						0.00	22,500.00	22,500.00
Total 4100-Special Revenues						0.00	26,679.55	26,679.55
4500-Family Resource Ctr-Rent								
Copies/Color Copier								
Invoice	09/30/2019	2019/20-02	California Health Collaborative	July through September 2019 - Color Copies	04. Madera...		249.12	249.12
Invoice	09/30/2019	2019/20-02	California Health Collaborative	July through September 2019 - Black and White Copies	04. Madera...		2.45	251.57
Invoice	09/30/2019	2019/20-03	CASA of Fresno and Madera Counties	July through September 2019 - Color Copies	04. Madera...		6.16	257.73
Invoice	09/30/2019	2019/20-03	CASA of Fresno and Madera Counties	July through September 2019 - Black and White Copies	04. Madera...	0.00		257.73
Invoice	09/30/2019	2019/20-05	Migrant Child Care	July through September 2019 - Color Copies	04. Madera...		9.60	267.33
Invoice	09/30/2019	2019/20-05	Migrant Child Care	July through September 2019 - Black and White Copies	04. Madera...		95.80	363.13
Invoice	09/30/2019	2019/20-08	First 5 Madera Impact	July through September 2019 - IMPACT - Color Copies	04. Madera...		12.00	375.13
Invoice	09/30/2019	2019/20-08	First 5 Madera Impact	July through September 2019 - IMPACT - Black and White Copies	04. Madera...		0.25	375.38
Invoice	12/31/2019	2019/20-13	First 5 Madera Impact	October through December 2019 - IMPACT - Color Copies	04. Madera...		21.76	397.14
Invoice	12/31/2019	2019/20-13	First 5 Madera Impact	October through December 2019 - IMPACT - Black and White Copies	04. Madera...		0.85	397.99
Invoice	12/31/2019	2019/20-14	California Health Collaborative	October through December 2019 - Color Copies	04. Madera...		53.36	451.35
Invoice	12/31/2019	2019/20-14	California Health Collaborative	October through December 2019 - Black and White Copies	04. Madera...		17.50	468.85
Invoice	12/31/2019	2019/20-15	Migrant Child Care	October through December 2019 - Color Copies	04. Madera...		0.24	469.09
Invoice	12/31/2019	2019/20-15	Migrant Child Care	October through December 2019 - Black and White Copies	04. Madera...		68.50	537.59
Invoice	12/31/2019	2019/20-17	CASA of Fresno and Madera Counties	October through December 2019 - Color Copies	04. Madera...	0.00		537.59
Invoice	12/31/2019	2019/20-17	CASA of Fresno and Madera Counties	October through December 2019 - Black and White Copies	04. Madera...	0.00		537.59
Invoice	02/29/2020	2019/20-20	Migrant Child Care	January through March 2020 - Color Copies	04. Madera...	0.00		537.59
Invoice	02/29/2020	2019/20-20	Migrant Child Care	January through March 2020 - Black and White Copies	04. Madera...	0.00		537.59
Invoice	03/31/2020	2019/20-25	California Health Collaborative	January through March 2020 - Color Copies	04. Madera...		53.76	591.35
Invoice	03/31/2020	2019/20-25	California Health Collaborative	January through March 2020 - Black and White Copies	04. Madera...		43.00	634.35
Invoice	03/31/2020	2019/20-26	CASA of Fresno and Madera Counties	January through March 2020 - Color Copies	04. Madera...	0.00		634.35
Invoice	03/31/2020	2019/20-26	CASA of Fresno and Madera Counties	January through March 2020 - Black and White Copies	04. Madera...	0.00		634.35
Invoice	03/31/2020	2019/20-27	First 5 Madera Impact	January through March 2020 - IMPACT - Color Copies	04. Madera...		25.92	660.27
Invoice	03/31/2020	2019/20-27	First 5 Madera Impact	January through March 2020 - IMPACT - Black and White Copies	04. Madera...		0.15	660.42
Total Copies/Color Copier						0.00	660.42	660.42

First 5 Madera County
04 Madera FRC GL Detail YTD
July 2019 through May 2020

Type	Date	Num	Name	Memo	Class	Debit	Credit	Balance
Rent								
Invoice	09/30/2019	2019/20-02	California Health Collaborative	July through September 2019 - Rent - Office	04. Madera...		2,015.52	2,015.52
Invoice	09/30/2019	2019/20-02	California Health Collaborative	July through September 2019 - Rent - Cubicle	04. Madera...		564.66	2,580.18
Invoice	09/30/2019	2019/20-03	CASA of Fresno and Madera Counties	July through September 2019 - Rent	04. Madera...		2,306.58	4,886.76
Invoice	09/30/2019	2019/20-05	Migrant Child Care	July through September 2019 - Rent	04. Madera...		1,851.72	6,738.48
Invoice	09/30/2019	2019/20-06	County of Madera-Dept of SS - PSP Billing	FRC Co-location ($671.84 per month x 3 months)	04. Madera...		2,015.52	8,754.00
Invoice	09/30/2019	2019/20-08	First 5 Madera Impact	July through September 2019 - IMPACT - Rent (Cubicle 1)	04. Madera...		1,857.00	10,611.00
Invoice	09/30/2019	2019/20-08	First 5 Madera Impact	July through September 2019 - IMPACT - Rent (Cubicle 2)	04. Madera...		1,857.00	12,468.00
Invoice	09/30/2019	2019/20-08	First 5 Madera Impact	July through September 2019 - IMPACT - Rent (1/2 Office)	04. Madera...		1,071.00	13,539.00
Invoice	12/31/2019	2019/20-13	First 5 Madera Impact	October through December 2019 - IMPACT - Rent (Cubicle 1)	04. Madera...		1,857.00	15,396.00
Invoice	12/31/2019	2019/20-13	First 5 Madera Impact	October through December 2019 - IMPACT - Rent (Cubicle 2)	04. Madera...		1,857.00	17,253.00
Invoice	12/31/2019	2019/20-13	First 5 Madera Impact	October through December 2019 - IMPACT - Rent (1/2 Office)	04. Madera...		1,071.00	18,324.00
Invoice	12/31/2019	2019/20-14	California Health Collaborative	October through December 2019 - Rent - Office	04. Madera...		2,015.52	20,339.52
Invoice	12/31/2019	2019/20-14	California Health Collaborative	October through December 2019 - Rent - Cubicle	04. Madera...		564.66	20,904.18
Invoice	12/31/2019	2019/20-15	Migrant Child Care	October through December 2019 - Rent	04. Madera...		1,851.72	22,755.90
Invoice	12/31/2019	2019/20-17	CASA of Fresno and Madera Counties	October through December 2019 - Rent	04. Madera...		2,306.58	25,062.48
Invoice	12/31/2019	2019/20-12	County of Madera-Dept of SS - PSP Billing	FRC Co-location ($671.84 per month x 3 months)	04. Madera...		2,015.52	27,078.00
Invoice	02/29/2020	2019/20-20	Migrant Child Care	January through March 2020 - Rent	04. Madera...		1,851.72	28,929.72
Invoice	03/31/2020	2019/20-21	County of Madera-Dept of SS - PSP Billing	FRC Co-location ($671.84 per month x 3 months)	04. Madera...		2,015.52	30,945.24
Invoice	03/31/2020	2019/20-25	California Health Collaborative	January through March 2020 - Rent - Office	04. Madera...		2,015.52	32,960.76
Invoice	03/31/2020	2019/20-25	California Health Collaborative	January through March 2020 - Rent - Cubicle	04. Madera...		564.66	33,525.42
Invoice	03/31/2020	2019/20-26	CASA of Fresno and Madera Counties	January through March 2020 - Rent	04. Madera...		2,306.58	35,832.00
Invoice	03/31/2020	2019/20-27	First 5 Madera Impact	January through March 2020 - IMPACT - Rent (Cubicle 1)	04. Madera...		1,857.00	37,689.00
Invoice	03/31/2020	2019/20-27	First 5 Madera Impact	January through March 2020 - IMPACT - Rent (Cubicle 2)	04. Madera...		1,857.00	39,546.00
Invoice	03/31/2020	2019/20-27	First 5 Madera Impact	January through March 2020 - IMPACT - Rent (1/2 Office)	04. Madera...		1,071.00	40,617.00
Total Rent						0.00	40,617.00	40,617.00
Telephone								
Invoice	09/30/2019	2019/20-02	California Health Collaborative	July through September 2019 - Telephone - Phone 1	04. Madera...		60.00	60.00
Invoice	09/30/2019	2019/20-02	California Health Collaborative	July through September 2019 - Telephone - Phone 2	04. Madera...		60.00	120.00
Invoice	09/30/2019	2019/20-03	CASA of Fresno and Madera Counties	July through September 2019 - Telephone - Phone 1	04. Madera...		60.00	180.00
Invoice	09/30/2019	2019/20-03	CASA of Fresno and Madera Counties	July through September 2019 - Telephone - Phone 2	04. Madera...		60.00	240.00
Invoice	09/30/2019	2019/20-03	CASA of Fresno and Madera Counties	July through September 2019 - Telephone - Phone 3	04. Madera...		60.00	300.00
Invoice	09/30/2019	2019/20-06	County of Madera-Dept of SS - PSP Billing	July through September 2019 - Telephone - Phone 1	04. Madera...		60.00	360.00
Invoice	09/30/2019	2019/20-06	County of Madera-Dept of SS - PSP Billing	July through September 2019 - Telephone - Phone 2	04. Madera...		60.00	420.00
Invoice	09/30/2019	2019/20-08	First 5 Madera Impact	July through September 2019 - IMPACT - Telephone - Phone 1	04. Madera...		60.00	480.00
Invoice	09/30/2019	2019/20-08	First 5 Madera Impact	July through September 2019 - IMPACT - Telephone - Phone 2	04. Madera...		60.00	540.00
Invoice	09/30/2019	2019/20-08	First 5 Madera Impact	July through September 2019 - IMPACT - Telephone - Phone 3	04. Madera...		60.00	600.00
Invoice	12/31/2019	2019/20-13	First 5 Madera Impact	October through December 2019 - IMPACT - Telephone - Phone 1	04. Madera...		60.00	660.00
Invoice	12/31/2019	2019/20-13	First 5 Madera Impact	October through December 2019 - IMPACT - Telephone - Phone 2	04. Madera...		60.00	720.00
Invoice	12/31/2019	2019/20-13	First 5 Madera Impact	October through December 2019 - IMPACT - Telephone - Phone 3	04. Madera...		60.00	780.00
Invoice	12/31/2019	2019/20-14	California Health Collaborative	October through December 2019 - Telephone - Phone 1	04. Madera...		60.00	840.00
Invoice	12/31/2019	2019/20-14	California Health Collaborative	October through December 2019 - Telephone - Phone 2	04. Madera...		60.00	900.00
Invoice	12/31/2019	2019/20-17	CASA of Fresno and Madera Counties	October through December 2019 - Telephone - Phone 1	04. Madera...		60.00	960.00
Invoice	12/31/2019	2019/20-17	CASA of Fresno and Madera Counties	October through December 2019 - Telephone - Phone 2	04. Madera...		60.00	1,020.00
Invoice	12/31/2019	2019/20-17	CASA of Fresno and Madera Counties	October through December 2019 - Telephone - Phone 3	04. Madera...		60.00	1,080.00
Invoice	12/31/2019	2019/20-12	County of Madera-Dept of SS - PSP Billing	October through December 2019 - Telephone - Phone 1	04. Madera...		60.00	1,140.00
Invoice	12/31/2019	2019/20-12	County of Madera-Dept of SS - PSP Billing	October through December 2019 - Telephone - Phone 2	04. Madera...		60.00	1,200.00
Invoice	03/31/2020	2019/20-21	County of Madera-Dept of SS - PSP Billing	January through March 2020 - Telephone - Phone 1	04. Madera...		60.00	1,260.00
Invoice	03/31/2020	2019/20-21	County of Madera-Dept of SS - PSP Billing	January through March 2020 - Telephone - Phone 2	04. Madera...		60.00	1,320.00
Invoice	03/31/2020	2019/20-25	California Health Collaborative	January through March 2020 - Telephone - Phone 1	04. Madera...		60.00	1,380.00
Invoice	03/31/2020	2019/20-25	California Health Collaborative	January through March 2020 - Telephone - Phone 2	04. Madera...		60.00	1,440.00
Invoice	03/31/2020	2019/20-26	CASA of Fresno and Madera Counties	January through March 2020 - Telephone - Phone 1	04. Madera...		60.00	1,500.00
Invoice	03/31/2020	2019/20-26	CASA of Fresno and Madera Counties	January through March 2020 - Telephone - Phone 2	04. Madera...		60.00	1,560.00
Invoice	03/31/2020	2019/20-26	CASA of Fresno and Madera Counties	January through March 2020 - Telephone - Phone 3	04. Madera...		60.00	1,620.00
Invoice	03/31/2020	2019/20-27	First 5 Madera Impact	January through March 2020 - IMPACT - Telephone - Phone 1	04. Madera...		60.00	1,680.00
Invoice	03/31/2020	2019/20-27	First 5 Madera Impact	January through March 2020 - IMPACT - Telephone - Phone 2	04. Madera...		60.00	1,740.00
Invoice	03/31/2020	2019/20-27	First 5 Madera Impact	January through March 2020 - IMPACT - Telephone - Phone 3	04. Madera...		60.00	1,800.00
Total Telephone						0.00	1,800.00	1,800.00
Total 4500-Family Resource Ctr-Rent						0.00	43,077.42	43,077.42
5000-Interest Income								
General Journal	09/30/2019	80		To record 1st Qtr Allocated Interest Income	04. Madera...		381.32	381.32
General Journal	12/31/2019	213		To record 2nd Qtr Allocated Interest Income	04. Madera...		672.89	1,054.21
General Journal	03/31/2020	300		To record 3rd Qtr Allocated Interest Income	04. Madera...		484.99	1,539.20
Total 5000-Interest Income						0.00	1,539.20	1,539.20

First 5 Madera County
04 Madera FRC GL Detail YTD
July 2019 through May 2020

Type	Date	Num	Name	Memo	Class	Debit	Credit	Balance
CATEGORY 1 ADMINISTRATIVE COSTS								
720300-Communication Services								
0-General Telephone/Long Dist								
Bill	07/01/2019	2420456	8 x 8 Inc	New Phone System for Madera FRC and Chowchilla FRC	04. Madera...	629.55		-629.55
Bill	07/13/2019	000013330125	AT&T	Monthly Charges PBX Trunk Line 06/13/19-07/12/19	04. Madera...	27.73		-657.28
Bill	07/22/2019	072219	Corporate Payment System	Comcast - 05/26/19 - 06/25/19 - Invoice Date 05/22/19	04. Madera...	153.24		-810.52
Bill	08/01/2019	2442780	8 x 8 Inc	New Phone System for Madera FRC and Chowchilla FRC	04. Madera...	632.06		-1,442.58
Bill	08/13/2019	000013478721	AT&T	Monthly Charges PBX Trunk Line 07/13/19-08/12/19	04. Madera...	29.35		-1,471.93
Bill	08/22/2019	082219	Corporate Payment System	Comcast - 07/26/19 - 08/25/19 - Invoice Date 07/22/19	04. Madera...	153.24		-1,625.17
Bill	09/01/2019	2464665	8 x 8 Inc	New Phone System for Madera FRC and Chowchilla FRC	04. Madera...	627.78		-2,252.95
Bill	09/13/2019	000013619093	AT&T	Monthly Charges PBX Trunk Line 08/13/19-09/12/19	04. Madera...	28.55		-2,281.50
Bill	09/23/2019	092319	Corporate Payment System	Comcast - 08/26/19 - 09/25/19 - Invoice Date 08/22/19	04. Madera...	153.24		-2,434.74
Bill	10/01/2019	2493467	8 x 8 Inc	New Phone System for Madera FRC and Chowchilla FRC	04. Madera...	630.35		-3,065.09
Bill	10/13/2019	000013755064	AT&T	Monthly Charges PBX Trunk Line 09/13/19-10/12/19	04. Madera...	28.66		-3,093.75
Bill	10/22/2019	102219	Corporate Payment System	Comcast - 09/26/19 - 10/25/19 - Invoice Date 09/22/19	04. Madera...	153.24		-3,246.99
Bill	11/01/2019	2514206	8 x 8 Inc	New Phone System for Madera FRC and Chowchilla FRC	04. Madera...	630.82		-3,877.81
Bill	11/13/2019	000013900933	AT&T	Monthly Charges PBX Trunk Line 10/13/19-11/12/19	04. Madera...	28.89		-3,906.70
Bill	11/22/2019	112219	Corporate Payment System	Comcast - 11/26/19 - 12/25/19 - Invoice Date 11/22/19	04. Madera...	153.24		-4,059.94
Bill	12/01/2019	2537892	8 x 8 Inc	New Phone System for Madera FRC and Chowchilla FRC	04. Madera...	629.68		-4,689.62
Bill	12/13/2019	000014024769	AT&T	Monthly Charges PBX Trunk Line 10/13/19-11/12/19	04. Madera...	28.78		-4,718.40
Bill	12/23/2019	122319	Corporate Payment System	Comcast - 10/26/19 - 11/25/19 - Invoice Date 10/22/19	04. Madera...	153.24		-4,871.64
Bill	01/01/2020	2558618	8 x 8 Inc	New Phone System for Madera FRC and Chowchilla FRC	04. Madera...	618.69		-5,490.33
Bill	01/13/2020	000014166950	AT&T	Monthly Charges PBX Trunk Line 12/13/19-01/12/20	04. Madera...	28.30		-5,518.63
Bill	01/22/2020	012220	Corporate Payment System	Comcast - 12/26/19 - 01/25/20 - Invoice Date 12/22/19	04. Madera...	153.24		-5,671.87
Bill	02/01/2020	2580679	8 x 8 Inc	New Phone System for Madera FRC and Chowchilla FRC	04. Madera...	620.00		-6,291.87
Bill	02/13/2020	000014323365	AT&T	Monthly Charges PBX Trunk Line 01/13/20-02/12/20	04. Madera...	28.30		-6,320.17
Bill	02/22/2020	022220	Comcast	Acct #0367985 Service for 02/26/20 - 03/25/20	04. Madera...	154.87		-6,475.04
Bill	02/24/2020	022420	Corporate Payment System	Comcast - 01/26/20 - 02/25/20 - Invoice Date 01/22/20	04. Madera...	154.87		-6,629.91
Bill	03/01/2020	2603287	8 x 8 Inc	New Phone System for Madera FRC and Chowchilla FRC	04. Madera...	618.69		-7,248.60
Bill	03/13/2020	000014450689	AT&T	Monthly Charges PBX Trunk Line 02/13/20-03/12/20	04. Madera...	28.30		-7,276.90
Bill	03/22/2020	032220	Comcast	Acct #0367985 Service for 03/26/20 - 04/25/20	04. Madera...	164.87		-7,441.77
Bill	04/01/2020	2627516	8 x 8 Inc	New Phone System for Madera FRC and Chowchilla FRC	04. Madera...	652.82		-8,094.59
Bill	04/13/2020	000014607529	AT&T	Monthly Charges PBX Trunk Line 03/13/20-04/12/20	04. Madera...	28.09		-8,122.68
Bill	04/22/2020	042220	Comcast	Acct #0367985 Service for 04/26/20 - 05/25/20	04. Madera...	154.87		-8,277.55
Bill	05/01/2020	2652898	8 x 8 Inc	New Phone System for Madera FRC and Chowchilla FRC	04. Madera...	651.95		-8,929.50
Bill	05/13/2020	000014749869	AT&T	Monthly Charges PBX Trunk Line 04/13/20-05/12/20	04. Madera...	28.09		-8,957.59
Bill	05/22/2020	052220	Comcast	Acct #0367985 Service for 05/26/20 - 06/25/20	04. Madera...	154.87		-9,112.46
Total 0-General Telephone/Long Dist						9,112.46	0.00	-9,112.46
1-Cellular Services								
Bill	07/26/2019	9834945919	Verizon Wireless	06/27/19 - 07/26/19	04. Madera...	79.62		-79.62
Bill	08/26/2019	9836940553	Verizon Wireless	07/27/19 - 08/26/19	04. Madera...	117.73		-197.35
Bill	09/26/2019	9838954612	Verizon Wireless	08/27/19 - 09/26/19	04. Madera...	79.62		-276.97
Bill	10/26/2019	9840990266	Verizon Wireless	09/27/19 - 10/26/19	04. Madera...	79.68		-356.65
Bill	11/26/2019	9843045403	Verizon Wireless	10/27/19 - 11/26/19	04. Madera...	79.68		-436.33
Bill	12/26/2019	9845123704	Verizon Wireless	11/27/19 - 12/26/19	04. Madera...	79.74		-516.07
Bill	01/26/2020	9847192166	Verizon Wireless	12/27/19 - 01/26/20	04. Madera...	79.71		-595.78
Bill	02/26/2020	9849264701	Verizon Wireless	01/27/20 - 02/26/20	04. Madera...	79.71		-675.49
Bill	03/26/2020	9851365577	Verizon Wireless	02/27/20 - 03/26/20	04. Madera...	73.44		-748.93
Bill	04/26/2020	9853430079	Verizon Wireless	03/27/20 - 04/26/20	04. Madera...	64.68		-813.61
Bill	05/26/2020	9855479941	Verizon Wireless	04/27/20 - 05/26/20	04. Madera...	120.32		-933.93
Total 1-Cellular Services						933.93	0.00	-933.93
Total 720300-Communication Services						10,046.39	0.00	-10,046.39
720501-Janitorial								
General Housekeeping								
Bill	07/01/2019	1545141902	Coverall North America, Inc.	Janitorial Service for 07/01/19 - 07/31/19	04. Madera...	696.50		-696.50
Bill	08/01/2019	1545142768	Coverall North America, Inc.	Janitorial Service for 08/01/19 - 08/31/19	04. Madera...	696.50		-1,393.00
Bill	09/01/2019	1545143667	Coverall North America, Inc.	Janitorial Service for 09/01/19 - 09/30/19	04. Madera...	696.50		-2,089.50
Bill	10/01/2019	1545144558	Coverall North America, Inc.	Janitorial Service for 10/01/19 - 10/31/19	04. Madera...	696.50		-2,786.00
Bill	11/01/2019	1545145438	Coverall North America, Inc.	Janitorial Service for 11/01/19 - 11/30/19	04. Madera...	696.50		-3,482.50
Bill	12/01/2019	1545146306	Coverall North America, Inc.	Janitorial Service for 12/01/19 - 12/31/19	04. Madera...	696.50		-4,179.00
Bill	01/01/2020	1545147179	Coverall North America, Inc.	Janitorial Service for 01/01/20 - 01/31/20	04. Madera...	696.50		-4,875.50
Bill	02/01/2020	1545148104	Coverall North America, Inc.	Janitorial Service for 02/01/20 - 02/29/20	04. Madera...	696.50		-5,572.00
Bill	03/01/2020	1545149002	Coverall North America, Inc.	Janitorial Service for 03/01/20 - 03/31/20	04. Madera...	696.50		-6,268.50
Bill	04/01/2020	1545149880	Coverall North America, Inc.	Janitorial Service for 04/01/20 - 04/30/20	04. Madera...	696.50		-6,965.00
Bill	05/01/2020	1545150862	Coverall North America, Inc.	Janitorial Service for 05/01/20 - 05/31/20	04. Madera...	696.50		-7,661.50
Total General Housekeeping						7,661.50	0.00	-7,661.50

First 5 Madera County
04 Madera FRC GL Detail YTD
July 2019 through May 2020

Type	Date	Num	Name	Memo	Class	Debit	Credit	Balance
Rug/Mat Service								
Bill	07/08/2019	621566347	Cintas Corporation #621	Rug/Mat Cleaning Services	04. Madera...	18.04		-18.04
Bill	08/12/2019	621575699	Cintas Corporation #621	Rug/Mat Cleaning Services	04. Madera...	19.69		-37.73
Bill	09/09/2019	621583316	Cintas Corporation #621	Rug/Mat Cleaning Services	04. Madera...	27.04		-64.77
Bill	10/07/2019	4031864003	Cintas Corporation #621	Rug/Mat Cleaning Services	04. Madera...	17.58		-82.35
Bill	11/04/2019	4034057260	Cintas Corporation #621	Rug/Mat Cleaning Services	04. Madera...	17.58		-99.93
Bill	12/02/2019	4036346779	Cintas Corporation #621	Rug/Mat Cleaning Services	04. Madera...	17.58		-117.51
Bill	12/30/2019	4038751258	Cintas Corporation #621	Rug/Mat Cleaning Services	04. Madera...	17.58		-135.09
Bill	01/27/2020	4041051883	Cintas Corporation #621	Rug/Mat Cleaning Services	04. Madera...	17.58		-152.67
Bill	02/24/2020	4043509978	Cintas Corporation #621	Rug/Mat Cleaning Services	04. Madera...	17.58		-170.25
Bill	03/23/2020	4046101675	Cintas Corporation #621	Rug/Mat Cleaning Services	04. Madera...	17.59		-187.84
Total Rug/Mat Service						187.84	0.00	-187.84
Total 720501-Janitorial						7,849.34	0.00	-7,849.34
720601-General Insurance								
Bill	09/15/2019	5205	Alliant Insurance Services, Inc.	2019-2020 Special Liability Ins Program (09/29/19 to 09/29/20) Policy #TBD	04. Madera...	2,116.68		-2,116.68
Bill	09/18/2019	1178574	Alliant Insurance Services, Inc.	2019-2020 AD&D Accident Medical (09/29/19 to 09/29/20) Policy #SRG914249518	04. Madera...	62.50		-2,179.18
Bill	05/29/2020	ACIP221	Alliant Insurance Services, Inc.	2020-2021 Crime Ins Policy #ACIP712020	04. Madera...	262.50		-2,441.68
Total 720601-General Insurance						2,441.68	0.00	-2,441.68
720900-Maintenance Bldg Improv								
Misc								
Bill	07/05/2019	Y145363	PLATT	Madera FRC HDMI Cable and Wall Plate	04. Madera...	69.13		-69.13
Bill	09/12/2019	82336	Madera Police Department	Alarm Permit Renewal Acct #1390	04. Madera...	25.00		-94.13
Bill	02/24/2020	0D56036	PLATT	30 light bulbs	04. Madera...	87.68		-181.81
Total Misc						181.81	0.00	-181.81
SAFE Security								
Bill	07/14/2019	5559903	SAFE Security	Monitoring 08/1-08/31/19	04. Madera...	44.50		-44.50
Bill	08/14/2019	5623882	SAFE Security	Monitoring 09/1-09/30/19	04. Madera...	44.50		-89.00
Bill	09/14/2019	5687085	SAFE Security	Monitoring 10/1-10/31/19	04. Madera...	44.50		-133.50
Bill	10/14/2019	5748425	SAFE Security	Monitoring 11/1-11/30/19	04. Madera...	44.50		-178.00
Bill	11/14/2019	58093333	SAFE Security	Monitoring 12/1-12/31/19	04. Madera...	44.50		-222.50
Bill	12/11/2019	5867976	SAFE Security	Labor Hours Service	04. Madera...	91.00		-313.50
Bill	12/14/2019	5869366	SAFE Security	Monitoring 01/01/20 - 01/31/20	04. Madera...	44.50		-358.00
Bill	01/14/2020	5929667	SAFE Security	Monitoring 02/01/20 - 02/29/20	04. Madera...	44.50		-402.50
Bill	02/14/2020	6001831	SAFE Security	Monitoring 03/01/20 - 03/31/20	04. Madera...	44.50		-447.00
Bill	03/14/2020	6071644	AAA Smart Home	Monitoring 04/01/2020 - 04/30/2020	04. Madera...	44.50		-491.50
Bill	04/14/2020	6133108	AAA Smart Home	Monitoring 05/01/2020 - 05/31/2020	04. Madera...	44.50		-536.00
Bill	05/14/2020	6194337	AAA Smart Home	Monitoring 06/01/2020 - 06/30/2020	04. Madera...	44.50		-580.50
Total SAFE Security						580.50	0.00	-580.50
Simplex								
Bill	08/02/2019	21124222	Johnson Controls	Quarterly Invoice for Fire Alarm, Sprinkler, Emergency Exit Lights & Extinguisher Test	04. Madera...	456.77		-456.77
Bill	11/01/2019	21302106	Johnson Controls	Quarterly Invoice for Fire Alarm, Sprinkler, Emergency Exit Lights & Extinguisher Test	04. Madera...	456.77		-913.54
Bill	02/04/2020	21456996	Johnson Controls	Quarterly Invoice for Fire Alarm, Sprinkler, Emergency Exit Lights & Extinguisher Test	04. Madera...	456.77		-1,370.31
Bill	05/01/2020	21608432	Johnson Controls	Quarterly Invoice for Fire Alarm, Sprinkler, Emergency Exit Lights & Extinguisher Test	04. Madera...	456.77		-1,827.08
Total Simplex						1,827.08	0.00	-1,827.08
Total 720900-Maintenance Bldg Improv						2,589.39	0.00	-2,589.39
720901-Deg Repairs & Maint								
Bill	07/22/2019	SOFRS190080...	Sigler Wholesale Distributors	PO FRC2459 Repair Conference Room AC	04. Madera...	167.29		-167.29
Bill	09/23/2019	092319	Corporate Payment System	Amazon - True Value Mount Liquid Soap Dispenser	04. Madera...	27.85		-195.14
Bill	09/23/2019	092319	Corporate Payment System	Amazon - True Value Mount Liquid Soap Dispenser	04. Madera...	27.82		-222.96
Bill	09/30/2019	0008348	Madera County Department of Engineering	July - September 2019 Building Maintenance	04. Madera...	715.50		-938.46
Bill	10/22/2019	102219	Corporate Payment System	Lowes - 50 lb Concrete Mix, Post Cap & Chain Link Fence Post	04. Madera...	26.44		-964.90
Bill	12/23/2019	1545146545	Coverall North America, Inc.	Janitorial Service for 10/26/19 - 10/26/19 - Special Commercial Cleaning Service - Pressure Was...	04. Madera...	220.00		-1,184.90
Bill	01/31/2020	0008743	Madera County Department of Engineering	October - December 2019 Building Maintenance	04. Madera...	927.50		-2,112.40
Bill	02/10/2020	5860342	Jorgensen Company	Backflow Annual Testing	04. Madera...	455.00		-2,567.40
Bill	04/15/2020	0009161	Madera County Department of Engineering	January - March 2020 Building Maintenance	04. Madera...	1,007.00		-3,574.40
Total 720901-Deg Repairs & Maint						3,574.40	0.00	-3,574.40

First 5 Madera County
04 Madera FRC GL Detail YTD
July 2019 through May 2020

Type	Date	Num	Name	Memo	Class	Debit	Credit	Balance
720903-Gardening								
Bill	07/31/2019	33650	Villa Garden Services Inc	July 2019	04. Madera...	150.00		-150.00
Bill	08/31/2019	33989	Villa Garden Services Inc	August 2019	04. Madera...	150.00		-300.00
Bill	09/30/2019	34163	Villa Garden Services Inc	September 2019	04. Madera...	150.00		-450.00
Bill	10/31/2019	34552	Villa Garden Services Inc	October 2019 & Annual Seed	04. Madera...	195.00		-645.00
Bill	11/30/2019	34718	Villa Garden Services Inc	November 2019 & Fertilizer	04. Madera...	175.00		-820.00
Bill	12/31/2019	34955	Villa Garden Services Inc	Gardening Service - December	04. Madera...	150.00		-970.00
Bill	01/31/2020	35193	Villa Garden Services Inc	Gardening Service - January	04. Madera...	150.00		-1,120.00
Bill	02/29/2020	35418	Villa Garden Services Inc	Gardening Service - February	04. Madera...	150.00		-1,270.00
Bill	03/31/2020	35836	Villa Garden Services Inc	Gardening Service - March	04. Madera...	150.00		-1,420.00
Bill	04/30/2020	35919	Villa Garden Services Inc	Gardening Service - April	04. Madera...	150.00		-1,570.00
Bill	05/31/2020	36300	Villa Garden Services Inc	Gardening Service - May	04. Madera...	150.00		-1,720.00
Total 720903-Gardening						1,720.00	0.00	-1,720.00
720914-Pest Control								
Bill	07/03/2019	69554	San Joaquin Pest Control	Pest Control Service 07/03/19	04. Madera...	39.00		-39.00
Bill	08/07/2019	74688	San Joaquin Pest Control	Pest Control Service 08/07/19	04. Madera...	39.00		-78.00
Bill	09/10/2019	79563	San Joaquin Pest Control	Pest Control Service 09/10/19	04. Madera...	39.00		-117.00
Bill	10/02/2019	83113	San Joaquin Pest Control	Pest Control Service 10/02/19	04. Madera...	39.00		-156.00
Bill	11/04/2019	87524	San Joaquin Pest Control	Pest Control Service 11/04/19	04. Madera...	39.00		-195.00
Bill	12/04/2019	91837	San Joaquin Pest Control	Pest Control Service 12/04/19	04. Madera...	39.00		-234.00
Bill	01/02/2020	95405	San Joaquin Pest Control	Pest Control Service 01/02/20	04. Madera...	39.00		-273.00
Bill	02/03/2020	99384	San Joaquin Pest Control	Pest Control Service 02/03/20	04. Madera...	39.00		-312.00
Bill	03/02/2020	103374	San Joaquin Pest Control	Pest Control Service 03/02/20	04. Madera...	39.00		-351.00
Bill	04/01/2020	107358	San Joaquin Pest Control	Pest Control Service 04/01/20	04. Madera...	41.00		-392.00
Bill	05/01/2020	111565	San Joaquin Pest Control	Pest Control Service 05/01/20	04. Madera...	41.00		-433.00
Total 720914-Pest Control						433.00	0.00	-433.00
721304-Misc OFC Supplies								
Bill	07/03/2019	337665356001	Office Depot	Office Supplies	04. Madera...	51.95		-51.95
Bill	07/05/2019	2317956951	Office Depot	Office Supplies	04. Madera...	31.11		-83.06
Bill	07/11/2019	339487451001	Office Depot	Office Supplies	04. Madera...	79.38		-162.44
Bill	07/26/2019	349120012001	Office Depot	Office Supplies	04. Madera...	79.45		-241.89
Bill	08/09/2019	358932021001	Office Depot	Office Supplies	04. Madera...	110.92		-352.81
Bill	08/09/2019	358935152001	Office Depot	Office Supplies	04. Madera...	12.65		-365.46
Bill	08/15/2019	363081370001	Office Depot	Office Supplies	04. Madera...	22.28		-387.74
Bill	09/03/2019	372148464001	Office Depot	Office Supplies	04. Madera...	46.64		-434.38
Bill	09/17/2019	379252380001	Office Depot	Office Supplies	04. Madera...	74.54		-508.92
Bill	09/17/2019	379430171001	Office Depot	Office Supplies	04. Madera...	17.32		-526.24
Bill	09/17/2019	379430171001	Office Depot	Office Supplies	04. Madera...	25.97		-552.21
Bill	09/26/2019	382160133001	Office Depot	Office Supplies	04. Madera...	63.92		-616.13
Bill	10/10/2019	387814014001	Office Depot	Office Supplies	04. Madera...	102.83		-718.96
Bill	10/22/2019	392270665001	Office Depot	Office Supplies	04. Madera...	142.73		-861.69
Bill	10/22/2019	392270943001	Office Depot	Office Supplies	04. Madera...	104.62		-966.31
Credit	10/22/2019	393319059001	Office Depot	Office Supplies	04. Madera...		15.79	-950.52
Bill	10/31/2019	396545111001	Office Depot	Office Supplies	04. Madera...	57.84		-1,008.36
Bill	11/01/2019	396545259001	Office Depot	Office Supplies	04. Madera...	10.27		-1,018.63
Bill	11/01/2019	396545260001	Office Depot	Office Supplies	04. Madera...	24.67		-1,043.30
Bill	11/14/2019	403039701001	Office Depot	Madera FRC Office Supplies	04. Madera...	125.32		-1,168.62
Bill	11/21/2019	405962484001	Office Depot	Office Supplies	04. Madera...	56.38		-1,225.00
Bill	12/06/2019	412339676001	Office Depot	Office Supplies	04. Madera...	66.55		-1,291.55
Bill	12/06/2019	412344496001	Office Depot	Office Supplies	04. Madera...	21.64		-1,313.19
Bill	01/06/2020	425087524001	Office Depot	Office Supplies	04. Madera...	119.57		-1,432.76
Bill	01/23/2020	432908167001	Office Depot	Office Supplies	04. Madera...	66.16		-1,498.92
Bill	01/30/2020	436646840001	Office Depot	Office Supplies	04. Madera...	22.13		-1,521.05
Bill	01/31/2020	436646840002	Office Depot	Office Supplies	04. Madera...	15.38		-1,536.43
Bill	02/13/2020	443147013001	Office Depot	Office Supplies	04. Madera...	106.55		-1,642.98
Bill	02/20/2020	445976396001	Office Depot	Office Supplies	04. Madera...	49.95		-1,692.93
Bill	02/28/2020	449474943001	Office Depot	Office Supplies	04. Madera...	90.87		-1,783.80
Bill	03/13/2020	457977250001	Office Depot	Office Supplies	04. Madera...	84.93		-1,868.73
Bill	03/16/2020	458589074001	Office Depot	Office Supplies	04. Madera...	136.62		-2,005.35
Bill	03/17/2020	457977251001	Office Depot	Office Supplies	04. Madera...	37.88		-2,043.23
Bill	04/13/2020	205	Moonlight Promos LLC	500 Civilian Masks	04. Madera...	125.00		-2,168.23
Bill	05/08/2020	215	Moonlight Promos LLC	Iris Solutions Hand Sanitizer 80% alcohol 48/case	04. Madera...	79.14		-2,247.37
Bill	05/13/2020	492322184001	Office Depot	Office Supplies	04. Madera...	51.95		-2,299.32
Bill	05/21/2020	498400278001	Office Depot	Office Supplies	04. Madera...	27.05		-2,326.37
Bill	05/22/2020	222	Moonlight Promos LLC	48 Hand Sanitizer - 8 oz 70% alcohol	04. Madera...	80.75		-2,407.12
Bill	05/28/2020	498399877001	Office Depot	Office Supplies	04. Madera...	43.30		-2,450.42
Bill	05/29/2020	502554259001	Office Depot	Office Supplies	04. Madera...	25.10		-2,475.52
Total 721304-Misc OFC Supplies						2,491.31	15.79	-2,475.52
721306-Equipment < $1,000								
Bill	12/12/2019	IT5940	Compnology	Certificate - UCC Certificate Renewal - 5 Domains - Ticket #59743	04. Madera...	32.25		-32.25
Total 721306-Equipment < $1,000						32.25	0.00	-32.25

First 5 Madera County
04 Madera FRC GL Detail YTD
July 2019 through May 2020

Type	Date	Num	Name	Memo	Class	Debit	Credit	Balance
721308-Computer Supplies								
Bill	07/22/2019	072219	Corporate Payment System	Monoprice, Inc. - HDMI Cables	04. Madera...	47.85		-47.85
Bill	08/22/2019	082219	Corporate Payment System	Monoprice, Inc. - Return HDMI Cables	04. Madera...		21.46	-26.39
Bill	08/22/2019	082219	Corporate Payment System	Monoprice, Inc. - HDMI Cables	04. Madera...	17.56		-43.95
Total 721308-Computer Supplies						65.41	21.46	-43.95
721600-Rent & Lease Equipment								
Bill	07/01/2019	148322	TCM Investments, L.P.		04. Madera...	225.81		-225.81
Bill	07/29/2019	AR10905	Automated Office Systems	Billing Period 07/01/19 - 07/31/19	04. Madera...	330.73		-556.54
Bill	08/01/2019	148775	TCM Investments, L.P.		04. Madera...	225.81		-782.35
Bill	08/29/2019	AR13494	Automated Office Systems	Billing Period 08/01/19 - 08/31/19	04. Madera...	481.61		-1,263.96
Bill	08/29/2019	AR13411	Automated Office Systems	TCM Lease Property Tax - Madera	04. Madera...	42.91		-1,306.87
Bill	09/01/2019	149216	TCM Investments, L.P.		04. Madera...	225.81		-1,532.68
Bill	09/27/2019	AR15869	Automated Office Systems	Billing Period 09/01/19 - 09/30/19	04. Madera...	465.83		-1,998.51
Bill	10/01/2019	1496654	TCM Investments, L.P.		04. Madera...	225.81		-2,224.32
Bill	10/30/2019	AR18554	Automated Office Systems	Billing Period 10/01/19 - 10/31/19	04. Madera...	527.39		-2,751.71
Bill	11/01/2019	150091	TCM Investments, L.P.		04. Madera...	225.81		-2,977.52
Bill	11/26/2019	AR20803	Automated Office Systems	Billing Period 11/01/19 - 11/30/19	04. Madera...	667.29		-3,644.81
Bill	12/01/2019	150526	TCM Investments, L.P.		04. Madera...	225.81		-3,870.62
Bill	12/27/2019	AR23075	Automated Office Systems	Billing Period 12/01/19 - 12/31/19	04. Madera...	280.91		-4,151.53
Bill	01/01/2020	151130	TCM Investments, L.P.	Madera FRC Lease Model - MPC6003 S/N E195M910279	04. Madera...	225.81		-4,377.34
Bill	01/31/2020	AR25626	Automated Office Systems	Billing Period 01/01/20 - 01/31/20	04. Madera...	353.50		-4,730.84
Bill	02/01/2020	151422	TCM Investments, L.P.	Madera FRC Lease Model - MPC6003 S/N E195M910279	04. Madera...	225.81		-4,956.65
Bill	02/27/2020	AR27973	Automated Office Systems	Billing Period 02/01/20 - 02/29/20	04. Madera...	714.62		-5,671.27
Bill	03/01/2020	151860	TCM Investments, L.P.	Madera FRC Lease Model - MPC6003 S/N E195M910279	04. Madera...	225.81		-5,897.08
Bill	03/30/2020	AR30304	Automated Office Systems	Billing Period 03/01/20 - 03/31/20	04. Madera...	295.87		-6,192.95
Bill	04/01/2020	152287	TCM Investments, L.P.	Madera FRC Lease Model - MPC6003 S/N E195M910279	04. Madera...	225.81		-6,418.76
Bill	04/29/2020	AR32309	Automated Office Systems	Billing Period 04/01/20 - 04/30/20	04. Madera...	58.30		-6,477.06
Bill	05/01/2020	152780	TCM Investments, L.P.	Madera FRC Lease Model - MPC6003 S/N E195M910279	04. Madera...	225.81		-6,702.87
Bill	05/28/2020	AR34083	Automated Office Systems	Billing Period 05/01/20 - 05/31/20	04. Madera...	118.39		-6,821.26
Total 721600-Rent & Lease Equipment						6,821.26	0.00	-6,821.26
721900-Special Department Exp								
Impact Grant								
Bill	07/10/2019	071019	Reptile Ron	Preschool Program with Exotic Animals - 08/28/19	04. Madera...	400.00		-400.00
Bill	08/01/2019	080119	Reptile Ron	Preschool Program with Exotic Animals - 09/18/19	04. Madera...	400.00		-800.00
Bill	08/01/2019	2598	Wild Child Adventures	Bubble Show 09/05/19 & 09/12/19 - Madera FRC	04. Madera...	200.00		-1,000.00
Bill	08/01/2019	2599	Wild Child Adventures	Bubble Show 09/05/19 & 09/12/19 - Chowchilla FRC	04. Madera...	200.00		-1,200.00
Bill	08/12/2019	FFMC0903	Tim Mannix	Magic Show - 09/03/19	04. Madera...	470.00		-1,670.00
Bill	08/21/2019	082119A	America's Kids Inc.	FRC Programming - Tumble Bus Mobile Gymnastics Program	04. Madera...	390.00		-2,060.00
Bill	08/26/2019	684	Aquarius Aquarium Institute	Teaching Tidepools! Presentation 09/17/19	04. Madera...	230.96		-2,290.96
Bill	10/03/2019	698448634-01	Oriental Trading Company	2019 Halloween Supplies - IMPACT	04. Madera...	25.96		-2,316.92
Bill	10/31/2019	2001	Fabian Jimenez	Oakhurst FRC - Pony Rides - Halloween Event - 10/24/19 IMPACT	04. Madera...	400.00		-2,716.92
Bill	10/31/2019	2002	Fabian Jimenez	Chowchilla FRC - Pony Rides - Halloween Event - 10/29/19 IMPACT	04. Madera...	400.00		-3,116.92
Bill	10/31/2019	2003	Fabian Jimenez	Madera FRC - Pony Rides - Halloween Event - 10/30/19 IMPACT	04. Madera...	400.00		-3,516.92
Bill	11/22/2019	112219	Corporate Payment System	Amazon - Santa Events - Impact	04. Madera...	123.70		-3,640.62
Bill	11/23/2019	112319_02	Victor Guerrero	Santa Visit - 12/12/19 - Impact	04. Madera...	200.00		-3,840.62
Bill	12/23/2019	122319	Corporate Payment System	Amazon - Santa Events - IMPACT	04. Madera...	19.46		-3,860.08
Bill	12/23/2019	122319	Corporate Payment System	Amazon - Santa Events - IMPACT	04. Madera...	49.10		-3,909.18
Bill	12/23/2019	122319	Corporate Payment System	Amazon - Santa Events - IMPACT	04. Madera...	185.29		-4,094.47
Bill	12/23/2019	122319	Corporate Payment System	Amazon - Santa Events - IMPACT	04. Madera...	43.08		-4,137.55
Bill	12/23/2019	122319	Corporate Payment System	Amazon - Santa Events - IMPACT	04. Madera...	42.00		-4,179.55
Total Impact Grant						4,179.55	0.00	-4,179.55

First 5 Madera County
04 Madera FRC GL Detail YTD
July 2019 through May 2020

Type	Date	Num	Name	Memo	Class	Debit	Credit	Balance
Madera FRC Programming								
Bill	07/01/2019	07012019-11	Zaks	Security Service - June 2019	04. Madera...	20.00		-20.00
Bill	07/01/2019	125388	Aquarius Aquarium Inc	July 2019	04. Madera...	80.00		-100.00
Bill	07/02/2019	07012019-22	Zaks	Security Service - Alarm Response on 06/26/19	04. Madera...	25.00		-125.00
Bill	07/12/2019	807	Del Valle Mini Storage & Warehousing	UNIT H46 - 08/01/19-07/31/20	04. Madera...	1,440.00		-1,565.00
General Journal	07/12/2019	209	Del Valle Mini Storage & Warehousing	UNIT H46 - 08/01/19-07/31/20 - paid by Madera FRC	04. Madera...		720.00	-845.00
Bill	07/15/2019	071519	Food 4 Less	Father's Day Event	04. Madera...	1.38		-846.38
Bill	07/15/2019	071519	Food 4 Less	Father's Day Event	04. Madera...	47.45		-893.83
Bill	07/16/2019	FFMC0819	Tim Mannix	Magic Show - 08/28/19	04. Madera...	235.00		-1,128.83
Bill	07/29/2019	072919	Reptile Ron	Preschool Program with Exotic Animals	04. Madera...	200.00		-1,328.83
Bill	07/29/2019	2590	Wild Child Adventures	Bubble Show 08/22/19	04. Madera...	100.00		-1,428.83
Bill	08/01/2019	125484	Aquarius Aquarium Inc	August 2019	04. Madera...	80.00		-1,508.83
Bill	08/01/2019	08012019-20	Zaks	Security Service - July 2019	04. Madera...	20.00		-1,528.83
Bill	08/06/2019	2327782852	Office Depot	Office Supplies - Madera FRC AmeriCorps Graduation	04. Madera...	9.47		-1,538.30
Bill	08/14/2019	697594174-01	Oriental Trading Company	Baby Shower Supplies	04. Madera...	26.92		-1,565.22
Bill	09/01/2019	125583	Aquarius Aquarium Inc	September 2019	04. Madera...	80.00		-1,645.22
Bill	09/02/2019	09012019-11	Zaks	Security Service - August 2019	04. Madera...	20.00		-1,665.22
Bill	09/03/2019	09012019-24	Zaks	Security Service - Alarm Response on 08/05/19 & 08/16/19	04. Madera...	75.00		-1,740.22
Bill	09/23/2019	092319	Corporate Payment System	Amazon - Case for iPhone	04. Madera...	11.99		-1,752.21
Bill	10/01/2019	10012019-11	Zaks	Security Service - September 2019	04. Madera...	20.00		-1,772.21
Bill	10/01/2019	10012019-23	Zaks	Security Service - Alarm Response on 09/04/19	04. Madera...	25.00		-1,797.21
Bill	10/01/2019	125673	Aquarius Aquarium Inc	October 2019	04. Madera...	80.00		-1,877.21
Bill	10/11/2019	101119	Food 4 Less	Baby Shower	04. Madera...	27.62		-1,904.83
Bill	10/22/2019	102219	Corporate Payment System	Autumn Harvest, LLC - Madera Halloween Event	04. Madera...	315.00		-2,219.83
Bill	10/22/2019	102219	Corporate Payment System	Amazon - Madera Halloween Event	04. Madera...	188.70		-2,408.53
Bill	10/22/2019	102219	Corporate Payment System	Amazon - Madera Halloween Event	04. Madera...	31.28		-2,439.81
Bill	10/22/2019	102219	Corporate Payment System	Amazon - Madera Halloween Event	04. Madera...	36.89		-2,476.70
Bill	10/28/2019	29529	Cal Valley Printing	Business Cards - Patricia	04. Madera...	37.89		-2,514.59
Bill	10/28/2019	29529	Cal Valley Printing	Business Cards - Karina	04. Madera...	37.89		-2,552.48
Bill	10/28/2019	29529	Cal Valley Printing	Business Cards - Karla	04. Madera...	37.89		-2,590.37
Bill	10/28/2019	29529	Cal Valley Printing	Business Cards - Lucero	04. Madera...	37.89		-2,628.26
Bill	11/01/2019	125776	Aquarius Aquarium Inc	November 2019	04. Madera...	80.00		-2,708.26
Bill	11/01/2019	11012019-12	Zaks	Security Service - October 2019	04. Madera...	20.00		-2,728.26
Bill	11/01/2019	11012019-22	Zaks	Security Service - Alarm Response on 10/18/19	04. Madera...	25.00		-2,753.26
Bill	11/06/2019	110619	Anali Manzano - Petty Cash	9105 Save Mart - Supplies - Staff Mtg - Prof Dev	04. Madera...	28.57		-2,781.83
Bill	11/06/2019	110619	Anali Manzano - Petty Cash	9105 Dollar Tree - Supplies - Staff Mtg - Prof Dev	04. Madera...	24.66		-2,806.49
Bill	11/06/2019	110619	Anali Manzano - Petty Cash	9106 Quickeroo - Fruit - Staff Mtg - Prof Dev	04. Madera...	4.00		-2,810.49
Bill	11/06/2019	110619	Anali Manzano - Petty Cash	9106 Rancho San Miguel - Bowls - Staff Mtg - Prof Dev	04. Madera...	4.94		-2,815.43
Bill	11/06/2019	110619	Anali Manzano - Petty Cash	9107 Diamond Locksmiths - Copies of Keys - Accounting	04. Madera...	16.25		-2,831.68
Bill	11/06/2019	110619	Anali Manzano - Petty Cash	9108 Home Depot - Paint - F5 Advertising Boxes	04. Madera...	69.06		-2,900.74
Bill	11/06/2019	110619	Anali Manzano - Petty Cash	9109 Dollar Tree - Supplies - Funded Programs Meeting	04. Madera...	8.66		-2,909.40
Bill	11/06/2019	110619	Anali Manzano - Petty Cash	9110 Voided	04. Madera...	0.00		-2,909.40
Bill	11/06/2019	699247715-01	Oriental Trading Company	Madera FRC Classroom Supplies	04. Madera...	59.38		-2,968.78
Bill	11/19/2019	111919	Food 4 Less	Halloween Spooktacular	04. Madera...	8.36		-2,977.14
Bill	11/22/2019	112219	Corporate Payment System	Sal's Mexican Restaurant - All FRC Co-Locator Meeting	04. Madera...	138.96		-3,116.10
Bill	11/22/2019	112219	Corporate Payment System	First Book - Santa Events	04. Madera...	64.35		-3,180.45
Bill	11/23/2019	112319	Safeway Inc.	Pak n Save - Supplies - FRC Co-Locator Mtg	04. Madera...	4.19		-3,184.64
Bill	12/01/2019	125868	Aquarius Aquarium Inc	December 2019	04. Madera...	80.00		-3,264.64
Bill	12/02/2019	12012019-12	Zaks	Security Service - November 2019	04. Madera...	20.00		-3,284.64
Bill	12/10/2019	121019	Food 4 Less	Junior Chef	04. Madera...	19.86		-3,304.50
Bill	12/10/2019	121019	Food 4 Less	PKU	04. Madera...	4.77		-3,309.27
Bill	12/10/2019	121019	Food 4 Less	Junior Chef	04. Madera...	23.67		-3,332.94
Bill	12/23/2019	122319	Corporate Payment System	Amazon - Tools to Replace Toilet Batteries	04. Madera...	9.74		-3,342.68
Bill	12/23/2019	122319	Corporate Payment System	Walmart.com - Santa Events	04. Madera...	21.68		-3,364.36
Bill	12/23/2019	122319	Corporate Payment System	Sam's Club - Santa Events	04. Madera...	18.96		-3,383.32
Bill	12/23/2019	122319	Corporate Payment System	Sam's Club - Santa Events	04. Madera...	48.27		-3,431.59
Bill	12/23/2019	122319	Corporate Payment System	Sam's Club - Santa Events	04. Madera...	57.92		-3,489.51
Bill	12/31/2019	01022019-12	Zaks	Security Service - December 2019	04. Madera...	20.00		-3,509.51
Bill	12/31/2019	01022019-22	Zaks	Security Service - Alarm Response on 12/15/19	04. Madera...	25.00		-3,534.51
Bill	01/01/2020	125911	Aquarius Aquarium Inc	Monthly Aquarium Service - January 2020	04. Madera...	85.00		-3,619.51
Bill	01/21/2020	012120	Anali Manzano - Petty Cash	9111 - Dollar Tree - Supplies - Cookies & Cocoa with Santa	04. Madera...	15.16		-3,634.67
Bill	01/21/2020	012120	Anali Manzano - Petty Cash	9113 - Petco - Fish Food	04. Madera...	10.27		-3,644.94
Bill	01/31/2020	02012020-19	Zaks	Security Service - January 2020	04. Madera...	20.00		-3,664.94
Bill	02/01/2020	126064	Aquarius Aquarium Inc	Monthly Aquarium Service - February 2020	04. Madera...	85.00		-3,749.94
Bill	02/12/2020	021220-1219	Food 4 Less	Junior Chef	04. Madera...	44.51		-3,794.45
Bill	02/12/2020	021220-1219	Food 4 Less	Classroom Materials	04. Madera...	3.65		-3,798.10
Bill	02/12/2020	021220-1219	Food 4 Less	Junior Chef	04. Madera...	21.32		-3,819.42
Bill	02/12/2020	021220-0120	Food 4 Less	Baby Shower	04. Madera...	71.42		-3,890.84
Bill	02/12/2020	021220-0120	Food 4 Less	Junior Chef	04. Madera...	23.94		-3,914.78
Bill	02/12/2020	021220-0120	Food 4 Less	Junior Chef	04. Madera...	22.20		-3,936.98
Bill	02/12/2020	021220-1019	Food 4 Less	Madera FRC - PKU	04. Madera...	13.42		-3,950.40
Bill	02/24/2020	022420	Corporate Payment System	The UPS Store - First 5 Live Scan 08/2019 Maria Americorp Recruit	04. Madera...	25.00		-3,975.40
Bill	02/24/2020	022420	Corporate Payment System	Amazon.com - DCWV Double Sided Cardstock	04. Madera...	5.09		-3,980.49
Bill	03/01/2020	126161	Aquarius Aquarium Inc	Monthly Aquarium Service - March 2020	04. Madera...	85.00		-4,065.49
Bill	03/02/2020	03022020-12	Zaks	Security Service - February 2020	04. Madera...	20.00		-4,085.49
Bill	03/08/2020	030-051573	GW School Supply	Madera FRC program supplies	04. Madera...	25.90		-4,111.39
Bill	03/12/2020	031220	Food 4 Less	Junior Chef	04. Madera...	27.68		-4,139.07
Bill	03/12/2020	031220	Food 4 Less	Junior Chef	04. Madera...	24.40		-4,163.47
Bill	03/12/2020	031220	Food 4 Less	Junior Chef	04. Madera...	20.62		-4,184.09
Bill	03/16/2020	458588603001	Office Depot	Office Supplies	04. Madera...	190.48		-4,374.57
Bill	03/21/2020	032120	Safeway Inc.	Pak n Save - Supplies	04. Madera...	28.08		-4,402.65

First 5 Madera County
04 Madera FRC GL Detail YTD
July 2019 through May 2020

Type	Date	Num	Name	Memo	Class	Debit	Credit	Balance
Bill	03/23/2020	032320	Corporate Payment System	Amazon.com - Tyvek Wristbands - Zoo field Trip	04. Madera...	9.73		-4,412.38
Bill	03/23/2020	409590	General Builder Supply Co.	Mail Box	04. Madera...	75.98		-4,488.36
Bill	04/01/2020	126299	Aquarius Aquarium Inc	Monthly Aquarium Service - April 2020	04. Madera...	85.00		-4,573.36
Bill	04/01/2020	04012020-11	Zaks	Security Service - March 2020	04. Madera...	20.00		-4,593.36
Bill	04/13/2020	18926	Andy's Sports & Design	Banner 6' x 6' Custom Digital "Search: First 5 Madera Co ..."	04. Madera...	182.94		-4,776.30
Bill	04/21/2020	042120	Food 4 Less	Junior Chef	04. Madera...	14.75		-4,791.05
Bill	04/21/2020	042120	Anali Manzano - Petty Cash	9117 - Walmart - FRC Supplies - Removable Vinyl Sign	04. Madera...	19.29		-4,810.34
Bill	04/21/2020	042120	Anali Manzano - Petty Cash	9118 - Petco - Algae for Fish	04. Madera...	5.40		-4,815.74
Bill	04/21/2020	16463	Awesome Charters and Tours	Charter Bus to Fresno Chaffee Zoo	04. Madera...	1,275.00		-6,090.74
Bill	04/21/2020	1157353	Fresno Chaffee Zoo	Self Led Field Trip - IMPACT	04. Madera...	1,050.00		-7,140.74
Bill	04/21/2020	04212020-1	Service Systems Associates, Inc.	Fresno Chaffee Zoo Field Trip Meal Vouchers - IMPACT	04. Madera...	2,025.00		-9,165.74
Bill	05/01/2020	126391	Aquarius Aquarium Inc	Monthly Aquarium Service - May 2020	04. Madera...	85.00		-9,250.74
Bill	05/01/2020	05012020-10	Zaks	Security Service - April 2020	04. Madera...	20.00		-9,270.74
Total Madera FRC Programming						9,990.74	720.00	-9,270.74
Total 721900-Special Department Exp						14,170.29	720.00	-13,450.29
722000 · Transp/Travel/Education								
Conference Registration								
Bill	09/23/2019	092319	Corporate Payment System	EB Thriving Through the Inevitable Impact of Trauma Event	04. Madera...	49.37		-49.37
Bill	10/08/2019	100819	First 5 Association of CA	Registration for F5 Assoc. Summit 12/09/19 - 12/11/19 - Erika	04. Madera...	425.00		-474.37
Bill	12/12/2019	CCFC 19-062	California Children & Families Commission	Registration fees for 2020 Child Health, Education, & Care Summit 02/03/20 - 02/05/20 - Erika	04. Madera...	325.00		-799.37
Total Conference Registration						799.37	0.00	-799.37
Lodging								
Bill	07/22/2019	072219	Corporate Payment System	Hampton Inn by Hilton - AmeriCorps Conference	04. Madera...	629.53		-629.53
Bill	07/31/2019	073119	Erika Wright	Meals - July 2019 - DVT Mtg & Sacramento AC Conf	04. Madera...	128.00		-757.53
Bill	09/10/2019	091019	Lucero Cruz	Meals - 09/02/19 - 09/06/19 AC Orientation	04. Madera...	115.00		-872.53
Bill	09/10/2019	091019	Karina Melendez	Meals - 09/02/19 - 09/06/19 AC Orientation	04. Madera...	115.00		-987.53
Bill	11/18/2019	111819	Patricia Rubalcava	Meals - November 2019 AC Training	04. Madera...	128.00		-1,115.53
Bill	11/18/2019	111819	Jolivette Santos	Travel Reimbursement to Jolivette - November 2019 AC Training	04. Madera...	116.00		-1,231.53
Bill	12/19/2019	121919	Erika Wright	Meals - December 2019	04. Madera...	58.00		-1,289.53
Total Lodging						1,289.53	0.00	-1,289.53
Transportation/Mileage								
Bill	07/03/2019	070319	Karla Gomez	Mileage - June 2019	04. Madera...	63.34		-63.34
Bill	07/31/2019	900036287543	EAN Services, LLC	Car rental for Erika on 07/24/19-07/30/19 - AmeriCorps Conference	04. Madera...	167.48		-230.82
Bill	07/31/2019	073119	Erika Wright	Mileage - July 2019 - DVT Mtg & Sacramento AC Conf	04. Madera...	107.88		-338.70
Bill	07/31/2019	073119	Erika Wright	Gas - July 2019 - DVT Mtg & Sacramento AC Conf	04. Madera...	44.00		-382.70
Bill	08/29/2019	082919	Estela Gutierrez	Mileage - July - August 2019	04. Madera...	241.51		-624.21
Bill	08/30/2019	083019	Erika Wright	Mileage - August 2019	04. Madera...	161.82		-786.03
Bill	09/10/2019	091019	Lucero Cruz	Mileage - 09/02/19 - 09/06/19 AC Orientation	04. Madera...	196.45		-982.48
Bill	09/13/2019	091319	Estela Gutierrez	Mileage - September 9, 2019	04. Madera...	24.13		-1,006.61
Bill	09/25/2019	092519	Karla Gomez	Mileage - September 2019	04. Madera...	25.93		-1,032.54
Bill	09/30/2019	093019	Lucero Cruz	Mileage - 09/10/19 - 09/30/19	04. Madera...	104.40		-1,136.94
Bill	09/30/2019	093019	Erika Wright	Mileage - September 2019	04. Madera...	70.76		-1,207.70
Bill	10/30/2019	103019	Lucero Cruz	Mileage - 10/01/19 - 10/31/19	04. Madera...	41.18		-1,248.88
Bill	10/31/2019	103119	Erika Wright	Mileage - October 2019	04. Madera...	140.65		-1,389.53
Bill	11/01/2019	110119	Karla Gomez	Mileage - October 2019	04. Madera...	61.60		-1,451.13
Bill	11/01/2019	110119	Patricia Rubalcava	Mileage - October 2019	04. Madera...	14.50		-1,465.63
Bill	11/18/2019	111819	Patricia Rubalcava	Mileage - November 2019 AC Training	04. Madera...	206.25		-1,671.88
Bill	11/26/2019	112619	Karla Gomez	Mileage - November 2019	04. Madera...	145.35		-1,817.23
Bill	11/26/2019	112619	Erika Wright	Mileage - November 2019	04. Madera...	105.56		-1,922.79
Bill	12/19/2019	121919	Erika Wright	Mileage - December 2019	04. Madera...	52.20		-1,974.99
Bill	01/07/2020	010720	Patricia Rubalcava	Mileage - November & December 2019	04. Madera...	12.06		-1,987.05
Bill	02/06/2020	020620	Patricia Rubalcava	Mileage - January 2020	04. Madera...	48.53		-2,035.58
Bill	02/06/2020	020620	Jolivette Santos	Mileage - January 2020	04. Madera...	8.05		-2,043.63
Bill	02/11/2020	021120	Erika Wright	Mileage - January 2020	04. Madera...	78.78		-2,122.41
Bill	02/27/2020	022720	Erika Wright	Mileage - February 2020	04. Madera...	132.59		-2,255.00
Bill	03/03/2020	030320	Patricia Rubalcava	Mileage - February 2020	04. Madera...	43.01		-2,298.01
Bill	03/05/2020	030520	Jolivette Santos	Mileage - February 2020	04. Madera...	135.70		-2,433.71
Bill	03/17/2020	031720	Jolivette Santos	Mileage - 2/28/20 to 03/11/20	04. Madera...	9.55		-2,443.26
Total Transportation/Mileage						2,443.26	0.00	-2,443.26
Total 722000 · Transp/Travel/Education						4,532.16	0.00	-4,532.16

First 5 Madera County
04 Madera FRC GL Detail YTD
July 2019 through May 2020

Type	Date	Num	Name	Memo	Class	Debit	Credit	Balance
722101 · Utilities								
Bill	07/11/2019	071119	PG&E	Gas & Electric - 06/10/19 - 07/09/19	04. Madera...	1,116.33		-1,116.33
Bill	08/12/2019	081219	PG&E	Gas & Electric - 07/10/19 - 08/08/19	04. Madera...	1,183.99		-2,300.32
Bill	09/11/2019	091119	PG&E	Gas & Electric - 08/09/19 - 09/09/19	04. Madera...	1,184.11		-3,484.43
Bill	10/10/2019	101019	PG&E	Gas & Electric - 09/10/19 - 10/08/19	04. Madera...	715.50		-4,199.93
Bill	11/08/2019	110819	PG&E	Gas & Electric - 10/09/19 - 11/06/19	04. Madera...	492.40		-4,692.33
Bill	12/10/2019	121019	PG&E	Gas & Electric - 11/07/19 - 12/08/19	04. Madera...	497.80		-5,190.13
Bill	01/09/2020	010920	PG&E	Gas & Electric - 12/09/19 - 01/07/20	04. Madera...	560.14		-5,750.27
Bill	02/09/2020	020920	PG&E	Gas & Electric - 01/08/20 - 02/06/20	04. Madera...	705.20		-6,455.47
Bill	03/11/2020	031120	PG&E	Gas & Electric - 02/07/20 - 03/09/20	04. Madera...	561.76		-7,017.23
Bill	04/10/2020	041020	PG&E	Gas & Electric - 03/10/20 - 04/08/20	04. Madera...	550.48		-7,567.71
Bill	05/10/2020	051020	PG&E	Gas & Electric - 04/09/20 - 05/07/20	04. Madera...	494.80		-8,062.51
Total 722101 · Utilities						8,062.51	0.00	-8,062.51
722102 · Sewer & Water Charges								
Bill	07/01/2019	070119	City of Madera	07/01/19 - 07/31/19	04. Madera...	324.11		-324.11
Bill	08/01/2019	080119	City of Madera	08/01/19 - 08/31/19	04. Madera...	343.80		-667.91
Bill	09/01/2019	090119	City of Madera	09/01/19 - 09/30/19	04. Madera...	313.12		-981.03
Bill	10/01/2019	100119	City of Madera	10/01/19 - 10/31/19	04. Madera...	336.93		-1,317.96
Bill	11/01/2019	110119	City of Madera	11/01/19 - 11/30/19	04. Madera...	327.77		-1,645.73
Bill	12/01/2019	120119	City of Madera	12/01/19 - 12/31/19	04. Madera...	307.62		-1,953.35
Bill	01/02/2020	010220	City of Madera	01/01/20 - 01/31/20	04. Madera...	308.99		-2,262.34
Bill	02/01/2020	020120	City of Madera	02/01/20 - 02/29/20	04. Madera...	221.40		-2,483.74
Bill	03/01/2020	030120	City of Madera	03/01/20 - 03/31/20	04. Madera...	220.58		-2,704.32
Bill	04/01/2020	040120	City of Madera	04/01/20 - 04/30/20	04. Madera...	261.78		-2,966.10
Bill	05/01/2020	050120	City of Madera	05/01/20 - 05/31/20	04. Madera...	331.71		-3,297.81
Total 722102 · Sewer & Water Charges						3,297.81	0.00	-3,297.81
Total CATEGORY 1 ADMINISTRATIVE COSTS						68,127.20	757.25	-67,369.95
CATEGORY 2 PROGRAM COSTS								
721400-Prof & Specialized Serv								
1. Human Resources								
HR Salaries/Benefits								
Bill	07/01/2019	0201907806126	Anthem Blue Cross	Health Ins 08/01/19 - 09/01/19	04. Madera...	227.59		-227.59
Bill	07/15/2019	191960046318	Blue Shield of California	Health Ins 08/01/19 - 08/31/19	04. Madera...	1,049.72		-1,277.31
General Journal	07/20/2019	16		July 1 - 15 Payroll	04. Madera...	3,407.01		-4,684.32
General Journal	07/20/2019	20		July 1 - 15 Retirement	04. Madera...	337.17		-5,021.49
General Journal	07/31/2019	24		July 16 - 31 Payroll	04. Madera...	3,407.01		-8,428.50
General Journal	07/31/2019	28		July 16 - 31 Retirement	04. Madera...	337.17		-8,765.67
Bill	08/01/2019	0201908806288	Anthem Blue Cross	Health Ins 09/01/19 - 10/01/19	04. Madera...	227.59		-8,993.26
Bill	08/14/2019	192260020354	Blue Shield of California	Health Ins 09/01/19 - 09/30/19	04. Madera...	1,049.72		-10,042.98
General Journal	08/20/2019	40		August 1 - 15 Payroll	04. Madera...	3,407.01		-13,449.99
General Journal	08/20/2019	44		August 1 - 15 Retirement	04. Madera...	337.17		-13,787.16
General Journal	08/31/2019	50		August 16 - 31 Payroll	04. Madera...	3,407.01		-17,194.17
General Journal	08/31/2019	54		August 16 - 31 Retirement	04. Madera...	337.17		-17,531.34
Bill	09/03/2019	0201909086238	Anthem Blue Cross	Health Ins 10/01/19 - 11/01/19	04. Madera...	227.59		-17,758.93
Bill	09/13/2019	192560020127	Blue Shield of California	Health Ins 10/01/19 - 10/31/19	04. Madera...	1,049.72		-18,808.65
General Journal	09/20/2019	82		September 1 - 15 Payroll	04. Madera...	3,407.01		-22,215.66
General Journal	09/20/2019	86		September 1 - 15 Retirement	04. Madera...	337.17		-22,552.83
General Journal	09/30/2019	90		September 16 - 30 Payroll	04. Madera...	3,407.01		-25,959.84
General Journal	09/30/2019	94		September 16 - 30 Retirement	04. Madera...	337.17		-26,297.01
Bill	10/01/2019	0201910806262	Anthem Blue Cross	Health Ins 11/01/19 - 12/01/19	04. Madera...	227.59		-26,524.60
General Journal	10/11/2019	146	Misc Customers	To record receivable for 2018 Blue Shield Refund - EE Share Only	04. Madera...		0.13	-26,524.47
Bill	10/14/2019	192870074762	Blue Shield of California	Health Ins 11/01/19 - 11/30/19	04. Madera...	1,049.72		-27,574.19
General Journal	10/20/2019	110		October 1 - 15 Payroll	04. Madera...	3,407.01		-30,981.20
General Journal	10/20/2019	116		October 1 - 15 Retirement	04. Madera...	337.17		-31,318.37
General Journal	10/31/2019	118		October 16 - 31 Payroll	04. Madera...	3,407.01		-34,725.38
General Journal	10/31/2019	122		October 16 - 31 Retirement	04. Madera...	337.17		-35,062.55
Bill	11/01/2019	0201911815437	Anthem Blue Cross	Health Ins 12/01/19 - 01/01/20	04. Madera...	227.59		-35,290.14
Bill	11/13/2019	193170021091	Blue Shield of California	Health Ins 12/01/19 - 12/31/19	04. Madera...	1,135.89		-36,426.03
General Journal	11/20/2019	138		November 1 - 15 Payroll	04. Madera...	3,407.01		-39,833.04
General Journal	11/20/2019	144		November 1 - 15 Retirement	04. Madera...	337.17		-40,170.21
General Journal	11/30/2019	152		November 16 - 30 Payroll	04. Madera...	3,407.14		-43,577.35
General Journal	11/30/2019	158		November 16 - 30 Retirement	04. Madera...	337.18		-43,914.53
Bill	12/02/2019	0201912806194	Anthem Blue Cross	Health Ins 01/01/20 - 02/01/20	04. Madera...	227.59		-44,142.12
Bill	12/16/2019	193500046681	Blue Shield of California	Health Ins 01/01/20 - 01/31/20	04. Madera...	1,135.89		-45,278.01
General Journal	12/20/2019	175		December 1 - 15 Payroll	04. Madera...	3,362.64		-48,640.65
General Journal	12/20/2019	181		December 1 - 15 Retirement	04. Madera...	337.17		-48,977.82
General Journal	12/31/2019	184		December 16 - 31 Payroll	04. Madera...	3,887.64		-52,865.46
General Journal	12/31/2019	190		December 16 - 31 Retirement	04. Madera...	387.17		-53,252.63
Bill	01/02/2020	0202001806189	Anthem Blue Cross	Health Ins 02/01/20 - 03/01/20	04. Madera...	227.59		-53,480.22
Bill	01/14/2020	200140020840	Blue Shield of California	Health Ins 02/01/20 - 02/29/20	04. Madera...	1,135.89		-54,616.11
General Journal	01/20/2020	200		January 1 - 15 Payroll	04. Madera...	3,362.64		-57,978.75
General Journal	01/20/2020	206		January 1 - 15 Retirement	04. Madera...	337.17		-58,315.92
General Journal	01/31/2020	220		January 16 - 31 Payroll	04. Madera...	3,887.64		-62,203.56
General Journal	01/31/2020	226		January 16 - 31 Retirement	04. Madera...	387.17		-62,590.73
Bill	02/01/2020	0202002806108	Anthem Blue Cross	Health Ins 03/01/20 - 04/01/20	04. Madera...	227.59		-62,818.32
Bill	02/12/2020	200430022242	Blue Shield of California	Health Ins 03/01/20 - 03/31/20	04. Madera...	1,135.89		-63,954.21
General Journal	02/20/2020	238		February 1 - 15 Payroll	04. Madera...	3,625.14		-67,579.35

First 5 Madera County
04 Madera FRC GL Detail YTD
July 2019 through May 2020

Type	Date	Num	Name	Memo	Class	Debit	Credit	Balance
General Journal	02/20/2020	244		February 1 - 15 Retirement	04. Madera...	362.17		-67,941.52
General Journal	02/29/2020	247		February 16 - 29 Payroll	04. Madera...	3,625.14		-71,566.66
General Journal	02/29/2020	253		February 16 - 29 Retirement	04. Madera...	362.17		-71,928.83
Bill	03/02/2020	0202003806042	Anthem Blue Cross	Health Ins 04/01/20 - 05/01/20	04. Madera...	227.59		-72,156.42
Bill	03/16/2020	200760043424	Blue Shield of California	Health Ins 04/01/20 - 04/31/20	04. Madera...	1,135.89		-73,292.31
General Journal	03/20/2020	269		March 1 - 15 Payroll	04. Madera...	3,625.14		-76,917.45
General Journal	03/20/2020	273		March 1 - 15 Retirement	04. Madera...	362.17		-77,279.62
General Journal	03/31/2020	278		March 16 - 31 Payroll	04. Madera...	3,625.14		-80,904.76
General Journal	03/31/2020	284		March 16 - 31 Retirement	04. Madera...	362.17		-81,266.93
Bill	04/01/2020	0202004813484	Anthem Blue Cross	Health Ins 05/01/20 - 06/01/20	04. Madera...	227.59		-81,494.52
Bill	04/13/2020	201040064037	Blue Shield of California	Health Ins 05/01/20 - 05/30/20	04. Madera...	1,135.89		-82,630.41
General Journal	04/20/2020	294		April 1 - 15 Payroll	04. Madera...	3,625.14		-86,255.55
General Journal	04/20/2020	298		April 1 - 15 Retirement	04. Madera...	362.17		-86,617.72
General Journal	04/30/2020	307		April 16 - 30 Payroll	04. Madera...	3,625.14		-90,242.86
General Journal	04/30/2020	313		April 16 - 30 Retirement	04. Madera...	362.17		-90,605.03
Bill	05/01/2020	0202005805977	Anthem Blue Cross	Health Ins 06/01/20 - 07/01/20	04. Madera...	227.59		-90,832.62
Bill	05/14/2020	201350018085	Blue Shield of California	Health Ins 06/01/20 - 06/30/20	04. Madera...	1,135.89		-91,968.51
General Journal	05/20/2020	324		May 1 - 15 Payroll	04. Madera...	3,625.14		-95,593.65
General Journal	05/20/2020	328		May 1 - 15 Retirement	04. Madera...	362.17		-95,955.82
General Journal	05/31/2020	340		May 16 - 31 Payroll	04. Madera...	3,625.14		-99,580.96
General Journal	05/31/2020	346		May 16 - 31 Retirement	04. Madera...	362.17		-99,943.13
Total HR Salaries/Benefits						99,943.26	0.13	-99,943.13
Total 1. Human Resources						99,943.26	0.13	-99,943.13
2. Funding Initiatives								
A-ENCUMBERED								
A.08-Americorp								
Bill	07/11/2019	11619	Prevent Child Abuse	CWS 2018/2019 Direct Member Cost - 4 Members	04. Madera...	1,740.95		-1,740.95
Bill	07/11/2019	11642	Prevent Child Abuse	First 5 2018/19 Direct Member Cost - 5 FT Members	04. Madera...	1,650.48		-3,391.43
Bill	08/14/2019	11684	Prevent Child Abuse	First 5 2018/19 Direct Member Cost - 5 FT Members	04. Madera...	1,375.40		-4,766.83
Bill	08/15/2019	11692	Prevent Child Abuse	CWS 2018/2019 Direct Member Cost - 3 Members	04. Madera...	1,313.92		-6,080.75
Bill	09/30/2019	11773	Prevent Child Abuse	CWS 2018/2019 Direct Member Cost - 3 Members	04. Madera...	1,313.92		-7,394.67
Bill	09/30/2019	11783	Prevent Child Abuse	First 5 2018/2019 Direct Member Cost - 4 Members	04. Madera...	550.16		-7,944.83
Bill	10/12/2019	11806	Prevent Child Abuse	CWS 2018/2019 Direct Member Cost - 3 Members	04. Madera...	656.96		-8,601.79
Bill	11/30/2019	11958	Prevent Child Abuse	CWS 2019/2020 Program Operating Costs - 4 FT Members	04. Madera...	7,800.00		-16,401.79
Bill	11/30/2019	11969	Prevent Child Abuse	CWS 2019/2020 Direct Member Cost - 3 Members	04. Madera...	1,008.90		-17,410.69
Bill	11/30/2019	11964	Prevent Child Abuse	CWS 2019/2020 Direct Member Cost - 3 Members	04. Madera...	672.60		-18,083.29
Bill	11/30/2019	11954	Prevent Child Abuse	First 5 2019/2020 Direct Member Cost - 4 Members	04. Madera...	980.68		-19,063.97
Bill	11/30/2019	11946	Prevent Child Abuse	First 5 2019/2020 Direct Member Cost - 4 Members	04. Madera...	980.68		-20,044.65
Bill	11/30/2019	11942	Prevent Child Abuse	First 5 2019/20 Program Operating Cost net with prior credits	04. Madera...	4,425.29		-24,469.94
Bill	12/12/2019	11992	Prevent Child Abuse	First 5 2019/2020 Direct Member Cost - 4 Members	04. Madera...	980.68		-25,450.62
Bill	12/13/2019	12006	Prevent Child Abuse	CWS 2019/2020 Direct Member Cost - 4 Members	04. Madera...	2,354.10		-27,804.72
Bill	01/15/2020	12084	Prevent Child Abuse	First 5 2019/2020 Direct Member Cost - 4 Members	04. Madera...	980.68		-28,785.40
Bill	01/15/2020	12088	Prevent Child Abuse	CWS 2019/2020 Direct Member Costs - 4 Members	04. Madera...	2,017.80		-30,803.20
Bill	02/19/2020	12184	Prevent Child Abuse	First 5 2019/2020 Direct Member Cost - 4 Members	04. Madera...	983.22		-31,786.42
Bill	02/20/2020	12203	Prevent Child Abuse	CWS 2019/2020 Direct Member Cost - 4 Members	04. Madera...	2,019.96		-33,806.38
Bill	03/11/2020	12226	Prevent Child Abuse	First 5 2019/2020 Direct Member Cost - 4 Members	04. Madera...	985.76		-34,792.14
Bill	04/17/2020	12319	Prevent Child Abuse	First 5 2019/2020 Direct Member Cost - 4 Members	04. Madera...	985.76		-35,777.90
Bill	04/17/2020	12323	Prevent Child Abuse	CWS 2019/2020 Direct Member Cost - 4 Members	04. Madera...	2,022.12		-37,800.02
Bill	04/29/2020	12362	Prevent Child Abuse	CWS 2019/2020 Member Health Care Costs - 2 Members - 7 months November 2019 - May 2020	04. Madera...	2,251.34		-40,051.36
Bill	05/11/2020	12393	Prevent Child Abuse	First 5 2019/2020 Direct Member Cost - 4 Members	04. Madera...	985.76		-41,037.12
Bill	05/13/2020	12407	Prevent Child Abuse	CWS 2019/2020 Direct Member Cost - 4 Members	04. Madera...	2,022.12		-43,059.24
Total A.08-Americorp						43,059.24	0.00	-43,059.24
Total A-ENCUMBERED						43,059.24	0.00	-43,059.24
Total 2. Funding Initiatives						43,059.24	0.00	-43,059.24
Total 721400-Prof & Specialized Serv						143,002.50	0.13	-143,002.37
Total CATEGORY 2 PROGRAM COSTS						143,002.50	0.13	-143,002.37
62400 · 900002-Depreciation Expense								
General Journal	07/31/2019	65		To record estimated July 2019 depreciation expense	04. Madera...	6,592.66		-6,592.66
General Journal	08/31/2019	66		To record estimated August 2019 depreciation expense	04. Madera...	6,592.66		-13,185.32
General Journal	09/30/2019	78		To record estimated September 2019 depreciation expense	04. Madera...	6,592.66		-19,777.98
General Journal	10/31/2019	105		To record estimated October 2019 depreciation expense	04. Madera...	6,592.66		-26,370.64
General Journal	11/30/2019	106		To record estimated November 2019 depreciation expense	04. Madera...	6,592.66		-32,963.30
General Journal	12/31/2019	182		To record estimated December 2019 depreciation expense	04. Madera...	6,592.66		-39,555.96
General Journal	01/31/2020	207		To record estimated monthly depreciation expense	04. Madera...	6,592.66		-46,148.62
General Journal	02/29/2020	218		To record estimated monthly depreciation expense	04. Madera...	6,592.66		-52,741.28
General Journal	03/31/2020	301		To record estimated monthly depreciation expense	04. Madera...	6,592.66		-59,333.94
General Journal	04/30/2020	330		To record estimated monthly depreciation expense	04. Madera...	6,592.66		-65,926.60
General Journal	05/31/2020	331		To record estimated monthly depreciation expense	04. Madera...	6,592.66		-72,519.26
Total 62400 · 900002-Depreciation Expense						72,519.26	0.00	-72,519.26
TOTAL						**293,284.48**	**262,183.68**	**-31,100.80**

First 5 Madera County
05 Chowchilla FRC GL Detail YTD
July 2019 through May 2020

Type	Date	Num	Name	Memo	Class	Debit	Credit	Balance
4000-General Revenue								
Transfer of Annual Allocation								
General Journal	08/21/2019	70		Transfer funds to Chowchilla FRC for FY 19/20 Operating Budget	05. Chowc...		120,000.00	120,000.00
Total Transfer of Annual Allocation						0.00	120,000.00	120,000.00
Total 4000-General Revenue						0.00	120,000.00	120,000.00
4100-Special Revenues								
Impact Grant								
Invoice	12/31/2019	2019/20-11	First 5 Chowchilla Impact	Reimbursement for Chowchilla FRC Impact 19/20	05. Chowc...		1,054.58	1,054.58
Total Impact Grant						0.00	1,054.58	1,054.58
Injury Prevention								
Deposit	04/17/2020	663236	AAA NCNU	AAA Carseat Sponsorship	05. Chowc...		2,500.00	2,500.00
Total Injury Prevention						0.00	2,500.00	2,500.00
Total 4100-Special Revenues						0.00	3,554.58	3,554.58
4500-Family Resource Ctr-Rent								
Copies/Color Copier								
Invoice	08/31/2019	2019/20-01	County of Madera-Dept of Social Services	July through August 2019 - Color Copies	05. Chowc...	0.00		0.00
Invoice	08/31/2019	2019/20-01	County of Madera-Dept of Social Services	July through August 2019 - Black and White Copies	05. Chowc...		46.60	46.60
Invoice	09/30/2019	2019/20-07	Workforce Investment Corporation	August through September 2019 - Color Copies	05. Chowc...	0.00		46.60
Invoice	09/30/2019	2019/20-07	Workforce Investment Corporation	August through September 2019 - Black and White Copies	05. Chowc...	0.00		46.60
Invoice	12/31/2019	2019/20-16	Workforce Investment Corporation	October through December 2019 - Color Copies	05. Chowc...	0.00		46.60
Invoice	12/31/2019	2019/20-16	Workforce Investment Corporation	October through December 2019 - Black and White Copies	05. Chowc...	0.00		46.60
Invoice	03/31/2020	2019/20-24	Workforce Investment Corporation	January through March 2020 - Color Copies	05. Chowc...	0.00		46.60
Invoice	03/31/2020	2019/20-24	Workforce Investment Corporation	January through March 2020 - Black and White Copies	05. Chowc...	0.00		46.60
Total Copies/Color Copier						0.00	46.60	46.60
Rent								
Invoice	08/31/2019	2019/20-01	County of Madera-Dept of Social Services	July through August 2019 - Rent	05. Chowc...		5,944.34	5,944.34
Invoice	09/30/2019	2019/20-04	WIC Program	July through September 2019 - Rent	05. Chowc...		4,500.00	10,444.34
Invoice	09/30/2019	2019/20-07	Workforce Investment Corporation	August through September 2019 - Rent	05. Chowc...	0.00		10,444.34
Invoice	12/31/2019	2019/20-16	Workforce Investment Corporation	October through December 2019 - Rent	05. Chowc...	0.00		10,444.34
Invoice	12/31/2019	2019/20-19	WIC Program	October through December 2019 - Rent	05. Chowc...		4,500.00	14,944.34
Invoice	03/31/2020	2019/20-23	WIC Program	January through March 2020 - Rent	05. Chowc...		4,500.00	19,444.34
Invoice	03/31/2020	2019/20-24	Workforce Investment Corporation	January through March 2020 - Rent	05. Chowc...	0.00		19,444.34
Total Rent						0.00	19,444.34	19,444.34
Telephone								
Invoice	08/31/2019	2019/20-01	County of Madera-Dept of Social Services	July through August 2019 - Telephone - Phone 1	05. Chowc...		40.00	40.00
Invoice	08/31/2019	2019/20-01	County of Madera-Dept of Social Services	July through August 2019 - Telephone - Phone 2	05. Chowc...		40.00	80.00
Invoice	08/31/2019	2019/20-01	County of Madera-Dept of Social Services	July through August 2019 - Telephone - Phone 3	05. Chowc...		40.00	120.00
Invoice	09/30/2019	2019/20-04	WIC Program	July through September 2019 - Telephone - Phone 1	05. Chowc...		60.00	180.00
Invoice	09/30/2019	2019/20-04	WIC Program	July through September 2019 - Telephone - Phone 2	05. Chowc...		60.00	240.00
Invoice	09/30/2019	2019/20-07	Workforce Investment Corporation	August through September 2019 - Telephone - Phone 1	05. Chowc...		40.00	280.00
Invoice	12/31/2019	2019/20-16	Workforce Investment Corporation	October through December 2019 - Telephone - Phone 1	05. Chowc...		60.00	340.00
Invoice	12/31/2019	2019/20-19	WIC Program	October through December 2019 - Telephone - Phone 1	05. Chowc...		60.00	400.00
Invoice	12/31/2019	2019/20-19	WIC Program	October through December 2019 - Telephone - Phone 2	05. Chowc...		60.00	460.00
Invoice	03/31/2020	2019/20-23	WIC Program	January through March 2020 - Telephone - Phone 1	05. Chowc...		60.00	520.00
Invoice	03/31/2020	2019/20-23	WIC Program	January through March 2020 - Telephone - Phone 2	05. Chowc...		60.00	580.00
Invoice	03/31/2020	2019/20-24	Workforce Investment Corporation	January through March 2020 - Telephone - Phone 1	05. Chowc...		60.00	640.00
Total Telephone						0.00	640.00	640.00
Total 4500-Family Resource Ctr-Rent						0.00	20,130.94	20,130.94
5000-Interest Income								
General Journal	09/30/2019	80		To record 1st Qtr Allocated Interest Income	05. Chowc...		143.84	143.84
General Journal	12/31/2019	213		To record 2nd Qtr Allocated Interest Income	05. Chowc...		365.58	509.42
General Journal	03/31/2020	300		To record 3rd Qtr Allocated Interest Income	05. Chowc...		264.63	774.05
Total 5000-Interest Income						0.00	774.05	774.05

First 5 Madera County
05 Chowchilla FRC GL Detail YTD
July 2019 through May 2020

Type	Date	Num	Name	Memo	Class	Debit	Credit	Balance
CATEGORY 1 ADMINISTRATIVE COSTS								
720300-Communication Services								
0-General Telephone/Long Dist								
Bill	07/01/2019	2420456	8 x 8 Inc	New Phone System for Madera FRC and Chowchilla FRC	05. Chowc...	472.16		-472.16
Bill	07/10/2019	071019	AT&T	Monthly Charges Data Line 07/10/19 - 08/09/19	05. Chowc...	808.13		-1,280.29
Bill	07/22/2019	072219	Corporate Payment System	Comcast - 06/30/19 - 07/29/19 - Invoice Date 06/25/19	05. Chowc...	153.33		-1,433.62
Bill	07/25/2019	1781538291-072519	AT&T	Monthly Charges T-1 Line (Point to Point)	05. Chowc...	380.66		-1,814.28
Bill	08/01/2019	2442780	8 x 8 Inc	New Phone System for Madera FRC and Chowchilla FRC	05. Chowc...	474.05		-2,288.33
Bill	08/10/2019	081019	AT&T	Monthly Charges Data Line 08/10/19 - 09/09/19	05. Chowc...	957.26		-3,245.59
Bill	08/22/2019	082219	Corporate Payment System	Comcast - 07/30/19 - 08/29/19 - Invoice Date 07/25/19	05. Chowc...	153.33		-3,398.92
Bill	08/25/2019	1781538291-082519	AT&T	Monthly Charges T-1 Line (Point to Point)	05. Chowc...	380.66		-3,779.58
Bill	09/01/2019	2464665	8 x 8 Inc	New Phone System for Madera FRC and Chowchilla FRC	05. Chowc...	470.84		-4,250.42
Bill	09/10/2019	091019	AT&T	Monthly Charges Data Line 09/10/19 - 10/09/19	05. Chowc...	922.62		-5,173.04
Bill	09/23/2019	092319	Corporate Payment System	Comcast - 08/30/19 - 09/29/19 - Invoice Date 08/25/19	05. Chowc...	153.33		-5,326.37
Bill	09/25/2019	1781538291-092519	AT&T	Monthly Charges T-1 Line (Point to Point)	05. Chowc...	380.66		-5,707.03
Bill	10/01/2019	2493467	8 x 8 Inc	New Phone System for Madera FRC and Chowchilla FRC	05. Chowc...	472.76		-6,179.79
Bill	10/10/2019	101019	AT&T	Monthly Charges Data Line 10/10/19 - 11/09/19	05. Chowc...	931.35		-7,111.14
Bill	10/22/2019	102219	Corporate Payment System	Comcast - 09/30/19 - 10/29/19 - Invoice Date 09/25/19	05. Chowc...	153.33		-7,264.47
Bill	10/25/2019	1781538291-102519	AT&T	Monthly Charges T-1 Line (Point to Point)	05. Chowc...	382.50		-7,646.97
Bill	11/01/2019	2514206	8 x 8 Inc	New Phone System for Madera FRC and Chowchilla FRC	05. Chowc...	473.11		-8,120.08
Bill	11/10/2019	111019	AT&T	Monthly Charges Data Line 11/10/19 - 12/09/29	05. Chowc...	934.90		-9,054.98
Bill	11/22/2019	112219	Corporate Payment System	Comcast - 11/30/19 - 12/29/19 - Invoice Date 11/25/19	05. Chowc...	153.33		-9,208.31
Bill	11/25/2019	1781538291-112519	AT&T	Monthly Charges T-1 Line (Point to Point)	05. Chowc...	382.50		-9,590.81
Bill	12/01/2019	2537892	8 x 8 Inc	New Phone System for Madera FRC and Chowchilla FRC	05. Chowc...	472.26		-10,063.07
Bill	12/10/2019	121019	AT&T	Monthly Charges Data Line 12/10/19 - 01/09/20	05. Chowc...	934.49		-10,997.56
Bill	12/15/2019	1781538291-122519	AT&T	Monthly Charges T-1 Line (Point to Point)	05. Chowc...	382.50		-11,380.06
Bill	12/23/2019	122319	Corporate Payment System	Comcast - 10/30/19 - 11/29/19 - Invoice Date 10/25/19	05. Chowc...	153.33		-11,533.39
Bill	01/01/2020	2558618	8 x 8 Inc	New Phone System for Madera FRC and Chowchilla FRC	05. Chowc...	464.02		-11,997.41
Bill	01/10/2020	011020	AT&T	Monthly Charges Data Line 01/10/20 - 02/09/20	05. Chowc...	926.99		-12,924.40
Bill	01/15/2020	1781538291-012520	AT&T	Monthly Charges T-1 Line (Point to Point)	05. Chowc...	361.59		-13,285.99
Bill	01/22/2020	012220	Corporate Payment System	Comcast - 12/30/19 - 01/29/20 - Invoice Date 12/25/19	05. Chowc...	153.33		-13,439.32
Bill	02/01/2020	2580679	8 x 8 Inc	New Phone System for Madera FRC and Chowchilla FRC	05. Chowc...	465.00		-13,904.32
Bill	02/10/2020	021020	AT&T	Monthly Charges Data Line 02/10/20 - 03/09/20	05. Chowc...	1,020.84		-14,925.16
Bill	02/24/2020	022420	Corporate Payment System	Comcast - 01/30/20 - 02/29/20 - Invoice Date 01/25/20	05. Chowc...	154.96		-15,080.12
Bill	02/25/2020	1781538291-022520	AT&T	Monthly Charges T-1 Line (Point to Point)	05. Chowc...	370.87		-15,450.99
Bill	02/25/2020	022520	Comcast	Acct #0137929 Service for 03/01/20 - 03/29/20	05. Chowc...	154.96		-15,605.95
Bill	03/01/2020	2603287	8 x 8 Inc	New Phone System for Madera FRC and Chowchilla FRC	05. Chowc...	464.02		-16,069.97
Bill	03/10/2020	031020	AT&T	Monthly Charges Data Line 03/10/20 - 04/09/20	05. Chowc...	1,098.17		-17,168.14
Bill	03/25/2020	1781538291-032520	AT&T	Monthly Charges T-1 Line (Point to Point)	05. Chowc...	370.87		-17,539.01
Bill	03/25/2020	032520	Comcast	Acct #0137929 Service for 03/30/20 - 04/29/20	05. Chowc...	154.96		-17,693.97
Bill	04/01/2020	2627516	8 x 8 Inc	New Phone System for Madera FRC and Chowchilla FRC	05. Chowc...	489.61		-18,183.58
Bill	04/10/2020	041020	AT&T	Monthly Charges Data Line 04/10/20 - 05/09/20	05. Chowc...	1,098.57		-19,282.15
Bill	04/25/2020	042520	Comcast	Acct #0137929 Service for 04/30/20 - 05/29/20	05. Chowc...	154.96		-19,437.11
Bill	04/25/2020	1781538291-042520	AT&T	Monthly Charges T-1 Line (Point to Point)	05. Chowc...	365.98		-19,803.09
Bill	05/01/2020	2652898	8 x 8 Inc	New Phone System for Madera FRC and Chowchilla FRC	05. Chowc...	488.97		-20,292.06
Bill	05/10/2020	051020	AT&T	Monthly Charges Data Line 05/10/20 - 06/09/20	05. Chowc...	1,097.38		-21,389.44
Bill	05/25/2020	052520	Comcast	Acct #0137929 Service for 05/30/20 - 06/29/20	05. Chowc...	154.96		-21,544.40
Bill	05/25/2020	1781538291-052520	AT&T	Monthly Charges T-1 Line (Point to Point)	05. Chowc...	365.98		-21,910.38
Total 0-General Telephone/Long Dist						21,910.38	0.00	-21,910.38
Total 720300-Communication Services						21,910.38	0.00	-21,910.38
720501-Janitorial								
General Housekeeping								
Bill	07/01/2019	1545141902	Coverall North America, Inc.	Janitorial Service for 07/01/19 - 07/31/19	05. Chowc...	657.50		-657.50
Bill	08/01/2019	1545142768	Coverall North America, Inc.	Janitorial Service for 08/01/19 - 08/31/19	05. Chowc...	657.50		-1,315.00
Bill	09/01/2019	1545143667	Coverall North America, Inc.	Janitorial Service for 09/01/19 - 09/30/19	05. Chowc...	657.50		-1,972.50
Bill	10/01/2019	1545144558	Coverall North America, Inc.	Janitorial Service for 10/01/19 - 10/31/19	05. Chowc...	657.50		-2,630.00
Bill	11/01/2019	1545145438	Coverall North America, Inc.	Janitorial Service for 11/01/19 - 11/30/19	05. Chowc...	657.50		-3,287.50
Bill	12/01/2019	1545146306	Coverall North America, Inc.	Janitorial Service for 12/01/19 - 12/31/19	05. Chowc...	657.50		-3,945.00
Bill	01/01/2020	1545147179	Coverall North America, Inc.	Janitorial Service for 01/01/20 - 01/31/20	05. Chowc...	657.50		-4,602.50
Bill	02/01/2020	1545148104	Coverall North America, Inc.	Janitorial Service for 02/01/20 - 02/29/20	05. Chowc...	657.50		-5,260.00
Bill	03/01/2020	1545149002	Coverall North America, Inc.	Janitorial Service for 03/01/20 - 03/31/20	05. Chowc...	657.50		-5,917.50
Bill	04/01/2020	1545149880	Coverall North America, Inc.	Janitorial Service for 04/01/20 - 04/30/20	05. Chowc...	657.50		-6,575.00
Bill	05/01/2020	1545150862	Coverall North America, Inc.	Janitorial Service for 05/01/20 - 05/31/20	05. Chowc...	657.50		-7,232.50
Total General Housekeeping						7,232.50	0.00	-7,232.50

First 5 Madera County
05 Chowchilla FRC GL Detail YTD
July 2019 through May 2020

Type	Date	Num	Name	Memo	Class	Debit	Credit	Balance
Rug/Mat Service								
Bill	07/11/2019	621567625	Cintas Corporation #621	Rug/Mat Cleaning Services	05. Chowc...	38.14		-38.14
Bill	08/15/2019	621577001	Cintas Corporation #621	Rug/Mat Cleaning Services	05. Chowc...	69.75		-107.89
Bill	09/12/2019	621584630	Cintas Corporation #621	Rug/Mat Cleaning Services	05. Chowc...	30.08		-137.97
Bill	10/10/2019	4032214571	Cintas Corporation #621	Rug/Mat Cleaning Services	05. Chowc...	35.26		-173.23
Bill	11/07/2019	4034448808	Cintas Corporation #621	Rug/Mat Cleaning Services	05. Chowc...	35.26		-208.49
Bill	12/05/2019	4036672412	Cintas Corporation #621	Rug/Mat Cleaning Services	05. Chowc...	35.26		-243.75
Bill	01/03/2020	4039143298	Cintas Corporation #621	Rug/Mat Cleaning Services	05. Chowc...	35.26		-279.01
Bill	01/30/2020	4041461333	Cintas Corporation #621	Rug/Mat Cleaning Services	05. Chowc...	35.26		-314.27
Bill	02/27/2020	4043959981	Cintas Corporation #621	Rug/Mat Cleaning Services	05. Chowc...	35.27		-349.54
Bill	03/26/2020	4046499163	Cintas Corporation #621	Rug/Mat Cleaning Services	05. Chowc...	35.27		-384.81
Total Rug/Mat Service						384.81	0.00	-384.81
Total 720501-Janitorial						7,617.31	0.00	-7,617.31
720601-General Insurance								
Bill	09/15/2019	5205	Alliant Insurance Services, Inc.	2019-2020 Special Liability Ins Program (09/29/19 to 09/29/20) Policy #TBD	05. Chowc...	2,116.68		-2,116.68
Bill	09/18/2019	1178574	Alliant Insurance Services, Inc.	2019-2020 AD&D Accident Medical (09/29/19 to 09/29/20) Policy #SRG914249518	05. Chowc...	62.50		-2,179.18
Bill	05/29/2020	ACIP221	Alliant Insurance Services, Inc.	2020-2021 Crime Ins Policy #ACIP712020	05. Chowc...	262.50		-2,441.68
Total 720601-General Insurance						2,441.68	0.00	-2,441.68
720900-Maintenance Bldg Improv								
Misc								
Bill	02/24/2020	0D56036	PLATT	Battery	05. Chowc...	9.36		-9.36
Bill	03/27/2020	INV-19324	Rex Moore	Service Chowchilla Alarm - Fire Life Safety & Timer Tests	05. Chowc...	350.00		-359.36
Total Misc						359.36	0.00	-359.36
Simplex								
Bill	08/01/2019	21118921	Johnson Controls	Quarterly Invoice for Fire Alarm, Sprinkler, Emergency Exit Lights & Extinguisher Test	05. Chowc...	580.98		-580.98
Bill	10/30/2019	86304383	Johnson Controls	Five Year Fire Sprinkler Test, Inspection and Replacement Parts	05. Chowc...	668.50		-1,249.48
Bill	11/01/2019	21295463	Johnson Controls	Quarterly Invoice for Fire Alarm, Sprinkler, Emergency Exit Lights & Extinguisher Test	05. Chowc...	580.98		-1,830.46
Bill	02/04/2020	21460976	Johnson Controls	Quarterly Invoice for Fire Alarm, Sprinkler, Emergency Exit Lights & Extinguisher Test	05. Chowc...	580.98		-2,411.44
Bill	03/09/2020	86619243	Johnson Controls	Extinguisher Inspections	05. Chowc...	195.75		-2,607.19
Bill	05/01/2020	21613453	Johnson Controls	Quarterly Invoice for Fire Alarm, Sprinkler, Emergency Exit Lights & Extinguisher Test	05. Chowc...	580.98		-3,188.17
Total Simplex						3,188.17	0.00	-3,188.17
Total 720900-Maintenance Bldg Improv						3,547.53	0.00	-3,547.53
720901-Deg Repairs & Maint								
Bill	09/30/2019	0008348	Madera County Department of Engineering	July - September 2019 Building Maintenance	05. Chowc...	106.00		-106.00
Bill	01/31/2020	0008743	Madera County Department of Engineering	October - December 2019 Building Maintenance	05. Chowc...	503.50		-609.50
Bill	04/15/2020	0009161	Madera County Department of Engineering	January - March 2020 Building Maintenance	05. Chowc...	265.00		-874.50
Total 720901-Deg Repairs & Maint						874.50	0.00	-874.50
720903-Gardening								
Bill	07/31/2019	33651	Villa Garden Services Inc	July 2019	05. Chowc...	150.00		-150.00
Bill	08/31/2019	33990	Villa Garden Services Inc	August 2019	05. Chowc...	150.00		-300.00
Bill	09/30/2019	34164	Villa Garden Services Inc	September 2019	05. Chowc...	150.00		-450.00
Bill	10/31/2019	34553	Villa Garden Services Inc	October 2019	05. Chowc...	150.00		-600.00
Bill	11/06/2019	34551	Villa Garden Services Inc	Replaced 4 (1") in-line valves	05. Chowc...	500.00		-1,100.00
Bill	11/30/2019	34719	Villa Garden Services Inc	November 2019	05. Chowc...	150.00		-1,250.00
Bill	11/30/2019	34720	Villa Garden Services Inc	Remove all ivy vines around garbage bin	05. Chowc...	350.00		-1,600.00
Bill	12/31/2019	34956	Villa Garden Services Inc	Gardening Service - December	05. Chowc...	150.00		-1,750.00
Bill	01/31/2020	35194	Villa Garden Services Inc	Gardening Service - January	05. Chowc...	150.00		-1,900.00
Bill	02/29/2020	35419	Villa Garden Services Inc	Gardening Service - February	05. Chowc...	150.00		-2,050.00
Bill	03/31/2020	35837	Villa Garden Services Inc	Gardening Service - March	05. Chowc...	150.00		-2,200.00
Bill	04/30/2020	35920	Villa Garden Services Inc	Gardening Service - April	05. Chowc...	150.00		-2,350.00
Bill	05/31/2020	36301	Villa Garden Services Inc	Gardening Service - May	05. Chowc...	150.00		-2,500.00
Total 720903-Gardening						2,500.00	0.00	-2,500.00
720914-Pest Control								
Bill	07/17/2019	71491	San Joaquin Pest Control	Pest Control Service 07/17/19	05. Chowc...	65.00		-65.00
Bill	08/21/2019	76873	San Joaquin Pest Control	Pest Control Service 08/21/19	05. Chowc...	65.00		-130.00
Bill	08/29/2019	78241	San Joaquin Pest Control	Pest Control Service 08/29/19	05. Chowc...	0.00		-130.00
Bill	09/18/2019	81012	San Joaquin Pest Control	Pest Control Service 09/18/19	05. Chowc...	65.00		-195.00
Bill	10/16/2019	85203	San Joaquin Pest Control	Pest Control Service 10/16/19	05. Chowc...	65.00		-260.00
Bill	11/20/2019	90305	San Joaquin Pest Control	Pest Control Service 11/20/19	05. Chowc...	65.00		-325.00
Bill	12/28/2019	94242	San Joaquin Pest Control	Pest Control Service 12/28/19	05. Chowc...	65.00		-390.00
Bill	12/28/2019	97514	San Joaquin Pest Control	Pest Control Service 01/15/20	05. Chowc...	65.00		-455.00
Bill	02/19/2020	101836	San Joaquin Pest Control	Pest Control Service 02/19/20	05. Chowc...	65.00		-520.00
Bill	03/18/2020	105844	San Joaquin Pest Control	Pest Control Service 03/18/20	05. Chowc...	65.00		-585.00
Bill	04/15/2020	109533	San Joaquin Pest Control	Pest Control Service 04/15/20	05. Chowc...	65.00		-650.00
Bill	05/20/2020	114418	San Joaquin Pest Control	Pest Control Service 05/20/20	05. Chowc...	0.00		-650.00
Bill	05/20/2020	114418	San Joaquin Pest Control	Pest Control Service 05/20/20	05. Chowc...	65.00		-715.00
Total 720914-Pest Control						715.00	0.00	-715.00

First 5 Madera County
05 Chowchilla FRC GL Detail YTD
July 2019 through May 2020

Type	Date	Num	Name	Memo	Class	Debit	Credit	Balance
721304-Misc OFC Supplies								
Bill	07/03/2019	337660830001	Office Depot	Office Supplies	05. Chowc...	270.68		-270.68
Bill	07/25/2019	348654407001	Office Depot	Office Supplies	05. Chowc...	65.87		-336.55
Bill	08/14/2019	362723740001	Office Depot	Office Supplies	05. Chowc...	224.00		-560.55
Bill	09/11/2019	375711955001	Office Depot	Office Supplies	05. Chowc...	144.40		-704.95
Bill	09/12/2019	375711955002	Office Depot	Office Supplies	05. Chowc...	7.66		-712.61
Bill	09/12/2019	375713180001	Office Depot	Office Supplies	05. Chowc...	11.94		-724.55
Bill	10/10/2019	389007367001	Office Depot	Office Supplies	05. Chowc...	14.06		-738.61
Bill	10/11/2019	389006426001	Office Depot	Office Supplies	05. Chowc...	111.16		-849.77
Bill	10/11/2019	389007366001	Office Depot	Office Supplies	05. Chowc...	13.03		-862.80
Credit	10/15/2019	387322668001	Office Depot	Office Supplies	05. Chowc...		59.80	-803.00
Credit	10/18/2019	392289001001	Office Depot	Office Supplies	05. Chowc...		14.06	-788.94
Bill	12/06/2019	413110391001	Office Depot	Office Supplies	05. Chowc...	14.06		-803.00
Bill	12/09/2019	413110282001	Office Depot	Office Supplies	05. Chowc...	117.81		-920.81
Bill	01/24/2020	433538442001	Office Depot	Office Supplies	05. Chowc...	152.48		-1,073.29
Bill	02/27/2020	449459077001	Office Depot	Office Supplies	05. Chowc...	155.33		-1,228.62
Bill	03/16/2020	458589074001	Office Depot	Office Supplies	05. Chowc...	136.62		-1,365.24
Bill	04/13/2020	205	Moonlight Promos LLC	500 Civilian Masks	05. Chowc...	125.00		-1,490.24
Bill	05/08/2020	215	Moonlight Promos LLC	Iris Solutions Hand Sanitizer 80% alcohol 48/case	05. Chowc...	79.14		-1,569.38
Bill	05/22/2020	222	Moonlight Promos LLC	48 Hand Sanitizer - 8 oz 70% alcohol	05. Chowc...	80.75		-1,650.13
Bill	05/28/2020	498399877001	Office Depot	Office Supplies	05. Chowc...	43.29		-1,693.42
Bill	05/29/2020	502554259001	Office Depot	Office Supplies	05. Chowc...	25.10		-1,718.52
Total 721304-Misc OFC Supplies						1,792.38	73.86	-1,718.52
721305-Subscriptions								
Bill	08/19/2019	081919	Chowchilla News	1 yr subscription for newspaper for Chowchilla FRC	05. Chowc...	42.03		-42.03
Total 721305-Subscriptions						42.03	0.00	-42.03
721306-Equipment < $1,000								
Bill	12/12/2019	IT5940	Compnology	Certificate - UCC Certificate Renewal - 5 Domains - Ticket #59743	05. Chowc...	32.25		-32.25
Total 721306-Equipment < $1,000						32.25	0.00	-32.25
721307-Furniture < $1,000								
Bill	02/24/2020	022420	Corporate Payment System	Walmart - Sofa Slipcovers (2x) and Chair Slipcovers (2x) - Invoice Date 02/12/20	05. Chowc...	196.27		-196.27
Total 721307-Furniture < $1,000						196.27	0.00	-196.27
721308-Computer Supplies								
Bill	07/22/2019	072219	Corporate Payment System	Monoprice, Inc. - VGA to HDMI Converter	05. Chowc...	34.78		-34.78
Bill	08/22/2019	082219	Corporate Payment System	Monoprice, Inc. - Return HDMI Cables	05. Chowc...		21.47	-13.31
Bill	08/22/2019	082219	Corporate Payment System	Monoprice, Inc. - HDMI Cables	05. Chowc...	17.56		-30.87
Bill	11/22/2019	112219	Corporate Payment System	Batteries Plus - Projector Lamp	05. Chowc...	132.80		-163.67
Bill	11/22/2019	112219	Corporate Payment System	Batteries Plus - Projector Lamp	05. Chowc...	5.82		-169.49
Total 721308-Computer Supplies						190.96	21.47	-169.49
721600-Rent & Lease Equipment								
Bill	07/01/2019	148323	TCM Investments, L.P.		05. Chowc...	226.20		-226.20
Bill	07/29/2019	AR10904	Automated Office Systems	Billing Period 07/01/19 - 07/31/19	05. Chowc...	252.08		-478.28
Bill	08/01/2019	148776	TCM Investments, L.P.		05. Chowc...	226.20		-704.48
Bill	08/29/2019	AR13493	Automated Office Systems	Billing Period 08/01/19 - 08/31/19	05. Chowc...	146.13		-850.61
Bill	08/29/2019	AR13409	Automated Office Systems	TCM Lease Property Tax - Chowchilla	05. Chowc...	24.20		-874.81
Bill	09/01/2019	149217	TCM Investments, L.P.		05. Chowc...	226.20		-1,101.01
Bill	09/27/2019	AR15868	Automated Office Systems	Billing Period 09/01/19 - 09/30/19	05. Chowc...	98.27		-1,199.28
Bill	10/01/2019	149655	TCM Investments, L.P.		05. Chowc...	226.20		-1,425.48
Bill	10/30/2019	AR18553	Automated Office Systems	Billing Period 10/01/19 - 10/31/19	05. Chowc...	122.82		-1,548.30
Bill	11/01/2019	150092	TCM Investments, L.P.		05. Chowc...	226.20		-1,774.50
Bill	11/26/2019	AR20802	Automated Office Systems	Billing Period 11/01/19 - 11/30/19	05. Chowc...	214.69		-1,989.19
Bill	12/01/2019	150527	TCM Investments, L.P.		05. Chowc...	226.20		-2,215.39
Bill	12/27/2019	AR23074	Automated Office Systems	Billing Period 12/01/19 - 12/31/19	05. Chowc...	84.66		-2,300.05
Bill	01/01/2020	151131	TCM Investments, L.P.	Chowchilla FRC Lease Model - MPC4503 S/N E174M910093	05. Chowc...	226.20		-2,526.25
Bill	01/31/2020	AR25625	Automated Office Systems	Billing Period 01/01/20 - 01/31/20	05. Chowc...	105.19		-2,631.44
Bill	02/01/2020	151423	TCM Investments, L.P.	Chowchilla FRC Lease Model - MPC4503 S/N E174M910093	05. Chowc...	226.20		-2,857.64
Bill	02/27/2020	AR27972	Automated Office Systems	Billing Period 02/01/20 - 02/29/20	05. Chowc...	122.81		-2,980.45
Bill	03/01/2020	151861	TCM Investments, L.P.	Chowchilla FRC Lease Model - MPC4503 S/N E174M910093	05. Chowc...	226.20		-3,206.65
Bill	03/12/2020	AR29489	Automated Office Systems	Billing Period 03/01/20 - 03/31/20	05. Chowc...	105.24		-3,311.89
Bill	04/01/2020	152288	TCM Investments, L.P.	Chowchilla FRC Lease Model - Ricoh IMC4500 S/N 3129RA01596	05. Chowc...	192.69		-3,504.58
Bill	05/01/2020	152781	TCM Investments, L.P.	Chowchilla FRC Lease Model - Ricoh IMC4500 S/N 3129RA01596	05. Chowc...	192.69		-3,697.27
Total 721600-Rent & Lease Equipment						3,697.27	0.00	-3,697.27

First 5 Madera County
05 Chowchilla FRC GL Detail YTD
July 2019 through May 2020

Type	Date	Num	Name	Memo	Class	Debit	Credit	Balance
721900-Special Department Exp								
Chowchilla FRC								
Bill	07/01/2019	07012019-11	Zaks	Security Service - June 2019	05. Chowc...	20.00		-20.00
Bill	07/15/2019	071519	Food 4 Less	Snack Attack	05. Chowc...	16.08		-36.08
Bill	07/16/2019	FFMC0819	Tim Mannix	Magic Show - 08/28/19	05. Chowc...	235.00		-271.08
Bill	07/29/2019	072919	Reptile Ron	Preschool Program with Exotic Animals	05. Chowc...	200.00		-471.08
Bill	07/29/2019	2591	Wild Child Adventures	Bubble Show 08/22/19	05. Chowc...	100.00		-571.08
Bill	08/01/2019	08012019-20	Zaks	Security Service - July 2019	05. Chowc...	20.00		-591.08
Bill	09/02/2019	09012019-11	Zaks	Security Service - August 2019	05. Chowc...	20.00		-611.08
Bill	09/09/2019	090919	Food 4 Less	Snack Attack	05. Chowc...	21.10		-632.18
Bill	09/23/2019	092319	Corporate Payment System	Safe Kids Worldwide - Child Passenger Safety Recertification	05. Chowc...	55.00		-687.18
Bill	10/01/2019	10012019-11	Zaks	Security Service - September 2019	05. Chowc...	20.00		-707.18
Bill	10/22/2019	102219	Corporate Payment System	Autumn Harvest, LLC - Chowchilla Halloween Event	05. Chowc...	105.00		-812.18
Bill	10/22/2019	102219	Corporate Payment System	The UPS Store - LIve Scan Marissa	05. Chowc...	40.00		-852.18
Bill	10/22/2019	102219	Corporate Payment System	The UPS Store - LIve Scan Jessica	05. Chowc...	25.00		-877.18
Bill	10/28/2019	29529	Cal Valley Printing	Business Cards - Marisa	05. Chowc...	37.89		-915.07
Bill	10/28/2019	29529	Cal Valley Printing	Business Cards - Jessica	05. Chowc...	37.88		-952.95
Bill	11/01/2019	11012019-12	Zaks	Security Service - October 2019	05. Chowc...	20.00		-972.95
Bill	11/22/2019	112219	Corporate Payment System	Amazon - ArtKraft Duo Finish Paper Roll Programming Supplies	05. Chowc...	160.08		-1,133.03
Bill	11/22/2019	112219	Corporate Payment System	Amazon - Rainbow Kraft Flame Roll Programming Supplies	05. Chowc...	29.80		-1,162.83
Bill	11/22/2019	112219	Corporate Payment System	First Book - Santa Events	05. Chowc...	64.35		-1,227.18
Bill	11/25/2019	112519	Anali Manzano - Petty Cash	7773 Do it Best Hardware - Duplicate of Keys	05. Chowc...	4.12		-1,231.30
Bill	11/25/2019	112519	Anali Manzano - Petty Cash	7774 Dollar General Market - Snack Attack Supplies	05. Chowc...	9.04		-1,240.34
Bill	11/25/2019	112519	Anali Manzano - Petty Cash	7775 Dollar Tree - STEM Class Supplies	05. Chowc...	2.00		-1,242.34
Bill	11/25/2019	112519	Anali Manzano - Petty Cash	9126 Dollar Tree - Halloween Event Supplies	05. Chowc...	3.26		-1,245.60
Bill	11/25/2019	112519	Anali Manzano - Petty Cash	9127 Chow/Mad County Fair - Trunk or Treat Event Registration	05. Chowc...	10.00		-1,255.60
Bill	12/02/2019	12012019-12	Zaks	Security Service - November 2019	05. Chowc...	20.00		-1,275.60
Bill	12/10/2019	121019	Food 4 Less	Co-Locator Meeting	05. Chowc...	7.96		-1,283.56
Bill	12/23/2019	122319	Corporate Payment System	Amazon - Tools to Replace Toilet Batteries	05. Chowc...	9.73		-1,293.29
Bill	12/23/2019	122319	Corporate Payment System	Walmart.com - Santa Events	05. Chowc...	21.68		-1,314.97
Bill	12/23/2019	122319	Corporate Payment System	Sam's Club - Santa Events	05. Chowc...	18.96		-1,333.93
Bill	12/23/2019	122319	Corporate Payment System	Corsaro's Family Pizza (Enterprises) - Co-Locator Mtg	05. Chowc...	20.22		-1,354.15
Bill	12/23/2019	122319	Corporate Payment System	Amazon - Extra Small White Paper Bags & Crayola Air Dry Clay	05. Chowc...	25.42		-1,379.57
Bill	12/23/2019	122319	Corporate Payment System	Sam's Club - Santa Events	05. Chowc...	48.26		-1,427.83
Bill	12/23/2019	122319	Corporate Payment System	Sam's Club - Santa Events	05. Chowc...	57.92		-1,485.75
Bill	12/30/2019	E 1706514 SA	Department of Industrial Relations (Acct)	Conveyance Permit for Elevator Inspected 12/17/19	05. Chowc...	225.00		-1,710.75
Bill	12/31/2019	01022019-12	Zaks	Security Service - December 2019	05. Chowc...	20.00		-1,730.75
Bill	01/31/2020	02012020-19	Zaks	Security Service - January 2020	05. Chowc...	20.00		-1,750.75
Bill	02/12/2020	021220-0120	Food 4 Less	Junior Chef	05. Chowc...	16.59		-1,767.34
Bill	02/12/2020	021220-1019	Food 4 Less	Junior Chef	05. Chowc...	13.78		-1,781.12
Bill	02/12/2020	021220-1019	Food 4 Less	PKU - Week 1	05. Chowc...	22.07		-1,803.19
Bill	03/02/2020	03022020-12	Zaks	Security Service - February 2020	05. Chowc...	20.00		-1,823.19
Bill	03/12/2020	031220	Food 4 Less	Junior Chef	05. Chowc...	6.87		-1,830.06
Bill	03/16/2020	458588603001	Office Depot	Office Supplies	05. Chowc...	190.47		-2,020.53
Bill	03/26/2020	409758	General Builder Supply Co.	Security Mail Box	05. Chowc...	71.11		-2,091.64
Bill	04/01/2020	04012020-11	Zaks	Security Service - March 2020	05. Chowc...	20.00		-2,111.64
Bill	04/13/2020	18926	Andy's Sports & Design	Banner 6' x 6' Custom Digital "Search: First 5 Madera Co ..."	05. Chowc...	182.95		-2,294.59
Bill	05/01/2020	05012020-10	Zaks	Security Service - April 2020	05. Chowc...	20.00		-2,314.59
Total Chowchilla FRC						2,314.59	0.00	-2,314.59
Impact Grant								
Bill	08/21/2019	082119B	America's Kids Inc.	FRC Programming - Tumble Bus Mobile Gymnastics Program	05. Chowc...	480.00		-480.00
Bill	11/23/2019	112319_01	Victor Guerrero	Santa Visit - 12/09/19 - Impact	05. Chowc...	200.00		-680.00
Total Impact Grant						680.00	0.00	-680.00
Total 721900-Special Department Exp						2,994.59	0.00	-2,994.59
721909-Property Taxes								
Bill	07/17/2019	156525	Chowchilla Water District	2019 - 2020 Assessment - Lots 3 & 4 Block 65 of the City of Chowchilla	05. Chowc...	36.90		-36.90
Total 721909-Property Taxes						36.90	0.00	-36.90
722000 · Transp/Travel/Education								
Lodging								
Bill	09/10/2019	091019	Jessica Medina	Meals - 09/02/19 - 09/06/19 AC Orientation	05. Chowc...	115.00		-115.00
Bill	09/10/2019	091019	Yosimi Santoyo Calderon	Lodging - September 2019 GOLD Training	05. Chowc...	140.21		-255.21
Bill	09/10/2019	091019	Yosimi Santoyo Calderon	Meals - September 2019 GOLD Training	05. Chowc...	46.00		-301.21
Total Lodging						301.21	0.00	-301.21

First 5 Madera County
05 Chowchilla FRC GL Detail YTD
July 2019 through May 2020

Type	Date	Num	Name	Memo	Class	Debit	Credit	Balance
Transportation/Mileage								
Bill	07/03/2019	070319	Marissa Estrada	Mileage - Travel Reimbursement - May 2019	05. Chowc...	43.33		-43.33
Bill	07/03/2019	070319	Marissa Estrada	Mileage - Travel Reimbursement - June 2019	05. Chowc...	39.67		-83.00
Bill	07/31/2019	073119	Marissa Estrada	Mileage - Travel Reimbursement - July 2019	05. Chowc...	61.36		-144.36
Bill	08/13/2019	081319	Marissa Estrada	Mileage - Travel Reimbursement - August 2019	05. Chowc...	58.64		-203.00
Bill	08/14/2019	081419	Stormie Caracciolo	Mileage - August 2019	05. Chowc...	102.08		-305.08
Bill	09/10/2019	091019	Yosimi Santoyo Calderon	Mileage - September 2019 GOLD Training	05. Chowc...	202.13		-507.21
Bill	11/06/2019	110619	Marissa Estrada	Mileage - Travel Reimbursement - September 2019	05. Chowc...	85.84		-593.05
Bill	11/06/2019	110619	Marissa Estrada	Mileage - Travel Reimbursement - October 2019	05. Chowc...	65.77		-658.82
Bill	12/02/2019	120219	Marissa Estrada	Mileage - Travel Reimbursement - November 2019	05. Chowc...	105.27		-764.09
Bill	01/17/2020	011720	Marissa Estrada	Mileage - Travel Reimbursement - December 2019	05. Chowc...	39.44		-803.53
Bill	01/31/2020	013120	Marissa Estrada	Mileage - January 2020	05. Chowc...	39.39		-842.92
Bill	02/26/2020	022620	Marissa Estrada	Mileage - February 2020	05. Chowc...	20.13		-863.05
Total Transportation/Mileage						863.05	0.00	-863.05
Total 722000 · Transp/Travel/Education						1,164.26	0.00	-1,164.26
722101 · Utilities								
Bill	07/30/2019	073019	PG&E	Gas & Electric - 06/27/19 - 07/28/19	05. Chowc...	1,813.64		-1,813.64
Bill	08/29/2019	082919	PG&E	Gas & Electric - 07/29/19 - 08/27/19	05. Chowc...	1,872.42		-3,686.06
Bill	09/29/2019	092919	PG&E	Gas & Electric - 08/28/19 - 09/26/19	05. Chowc...	1,352.17		-5,038.23
Bill	10/29/2019	102919	PG&E	Gas & Electric - 09/27/19 - 10/27/19	05. Chowc...	766.22		-5,804.45
Bill	11/27/2019	112719	PG&E	Gas & Electric - 10/28/19 - 11/25/19	05. Chowc...	619.93		-6,424.38
Bill	01/02/2020	010220	PG&E	Gas & Electric - 11/26/19 - 12/26/19	05. Chowc...	892.30		-7,316.68
Bill	01/29/2020	012920	PG&E	Gas & Electric - 12/27/19 - 01/27/20	05. Chowc...	1,135.35		-8,452.03
Bill	02/28/2020	022820	PG&E	Gas & Electric - 01/28/20 - 02/26/20	05. Chowc...	909.69		-9,361.72
Bill	03/31/2020	033120	PG&E	Gas & Electric - 02/27/20 - 03/26/20	05. Chowc...	752.81		-10,114.53
Bill	04/29/2020	042920	PG&E	Gas & Electric - 03/27/20 - 04/27/20	05. Chowc...	693.01		-10,807.54
Bill	05/29/2020	052920	PG&E	Gas & Electric - 04/28/20 - 05/27/20	05. Chowc...	964.29		-11,771.83
Total 722101 · Utilities						11,771.83	0.00	-11,771.83
722102 · Sewer & Water Charges								
Bill	07/01/2019	070119	City of Chowchilla	June 2019	05. Chowc...	194.34		-194.34
Bill	08/01/2019	080119	City of Chowchilla	July 2019	05. Chowc...	237.70		-432.04
Bill	09/01/2019	090119	City of Chowchilla	August 2019	05. Chowc...	306.91		-738.95
Credit	10/01/2019	100119	City of Chowchilla	Original Deposit Released as credit	05. Chowc...		301.02	-437.93
Bill	10/01/2019	100119	City of Chowchilla	September 2019	05. Chowc...	235.78		-673.71
Bill	11/01/2019	110119	City of Chowchilla	October 2019	05. Chowc...	250.63		-924.34
Bill	12/01/2019	120119	City of Chowchilla	November 2019	05. Chowc...	209.82		-1,134.16
Bill	01/01/2020	010120	City of Chowchilla	December 2019	05. Chowc...	174.66		-1,308.82
Bill	02/01/2020	020120	City of Chowchilla	January 2020	05. Chowc...	178.03		-1,486.85
Bill	03/01/2020	030120	City of Chowchilla	February 2020	05. Chowc...	178.77		-1,665.62
Bill	04/01/2020	040120	City of Chowchilla	March 2020	05. Chowc...	179.52		-1,845.14
Bill	05/01/2020	050120	City of Chowchilla	April 2020	05. Chowc...	176.76		-2,021.90
Total 722102 · Sewer & Water Charges						2,322.92	301.02	-2,021.90
Total CATEGORY 1 ADMINISTRATIVE COSTS						63,848.06	396.35	-63,451.71
CATEGORY 2 PROGRAM COSTS								
721400-Prof & Specialized Serv								
1. Human Resources								
HR Salaries/Benefits								
Bill	07/01/2019	0201907806126	Anthem Blue Cross	Health Ins 08/01/19 - 09/01/19	05. Chowc...	111.97		-111.97
Bill	07/15/2019	191960046318	Blue Shield of California	Health Ins 08/01/19 - 08/31/19	05. Chowc...	880.46		-992.43
General Journal	07/20/2019	18		July 1 - 15 Payroll	05. Chowc...	1,741.38		-2,733.81
General Journal	07/20/2019	21		July 1 - 15 Retirement	05. Chowc...	137.12		-2,870.93
General Journal	07/31/2019	26		July 16 - 31 Payroll	05. Chowc...	1,741.38		-4,612.31
General Journal	07/31/2019	29		July 16 - 31 Retirement	05. Chowc...	137.12		-4,749.43
Bill	08/01/2019	0201908806288	Anthem Blue Cross	Health Ins 09/01/19 - 10/01/19	05. Chowc...	111.97		-4,861.40
Bill	08/14/2019	192260020354	Blue Shield of California	Health Ins 09/01/19 - 09/30/19	05. Chowc...	880.46		-5,741.86
General Journal	08/20/2019	42		August 1 - 15 Payroll	05. Chowc...	1,741.38		-7,483.24
General Journal	08/20/2019	45		August 1 - 15 Retirement	05. Chowc...	137.12		-7,620.36
General Journal	08/31/2019	52		August 16 - 31 Payroll	05. Chowc...	1,741.38		-9,361.74
General Journal	08/31/2019	55		August 16 - 31 Retirement	05. Chowc...	137.12		-9,498.86
Bill	09/03/2019	0201909086238	Anthem Blue Cross	Health Ins 10/01/19 - 11/01/19	05. Chowc...	111.97		-9,610.83
Bill	09/13/2019	192560020127	Blue Shield of California	Health Ins 10/01/19 - 10/31/19	05. Chowc...	880.46		-10,491.29
General Journal	09/20/2019	84		September 1 - 15 Payroll	05. Chowc...	1,741.38		-12,232.67
General Journal	09/20/2019	87		September 1 - 15 Retirement	05. Chowc...	137.12		-12,369.79
General Journal	09/30/2019	92		September 16 - 30 Payroll	05. Chowc...	1,741.38		-14,111.17
General Journal	09/30/2019	95		September 16 - 30 Retirement	05. Chowc...	137.12		-14,248.29
Bill	10/01/2019	0201910806262	Anthem Blue Cross	Health Ins 11/01/19 - 12/01/19	05. Chowc...	111.97		-14,360.26
General Journal	10/11/2019	147	Misc Customers	To record receivable for 2018 Blue Shield Refund - EE Share Only	05. Chowc...		2.47	-14,357.79
Bill	10/14/2019	192870074762	Blue Shield of California	Health Ins 11/01/19 - 11/30/19	05. Chowc...	880.46		-15,238.25
General Journal	10/20/2019	112		October 1 - 15 Payroll	05. Chowc...	1,741.38		-16,979.63
General Journal	10/20/2019	114		October 1 - 15 Retirement	05. Chowc...	137.12		-17,116.75
General Journal	10/31/2019	120		October 16 - 31 Payroll	05. Chowc...	1,741.38		-18,858.13
General Journal	10/31/2019	123		October 16 - 31 Retirement	05. Chowc...	137.12		-18,995.25
Bill	11/01/2019	0201911815437	Anthem Blue Cross	Health Ins 12/01/19 - 01/01/20	05. Chowc...	111.97		-19,107.22
Bill	11/13/2019	193170021091	Blue Shield of California	Health Ins 12/01/19 - 12/31/19	05. Chowc...	955.07		-20,062.29
General Journal	11/20/2019	140		November 1 - 15 Payroll	05. Chowc...	1,741.38		-21,803.67

First 5 Madera County
05 Chowchilla FRC GL Detail YTD
July 2019 through May 2020

Type	Date	Num	Name	Memo	Class	Debit	Credit	Balance
General Journal	11/20/2019	142		November 1 - 15 Retirement	05. Chowc...	137.12		-21,940.79
General Journal	11/30/2019	154		November 16 - 30 Payroll	05. Chowc...	1,744.02		-23,684.81
General Journal	11/30/2019	156		November 16 - 30 Retirement	05. Chowc...	137.32		-23,822.13
Bill	12/02/2019	0201912806194	Anthem Blue Cross	Health Ins 01/01/20 - 02/01/20	05. Chowc...	111.97		-23,934.10
Bill	12/16/2019	193500046681	Blue Shield of California	Health Ins 01/01/20 - 01/31/20	05. Chowc...	706.21		-24,640.31
General Journal	12/20/2019	177		December 1 - 15 Payroll	05. Chowc...	1,680.01		-26,320.32
General Journal	12/20/2019	179		December 1 - 15 Retirement	05. Chowc...	137.12		-26,457.44
General Journal	12/31/2019	186		December 16 - 31 Payroll	05. Chowc...	1,680.01		-28,137.45
General Journal	12/31/2019	188		December 16 - 31 Retirement	05. Chowc...	137.12		-28,274.57
Bill	01/02/2020	0202001806189	Anthem Blue Cross	Health Ins 02/01/20 - 03/01/20	05. Chowc...	111.97		-28,386.54
Bill	01/14/2020	200140020840	Blue Shield of California	Health Ins 02/01/20 - 02/29/20	05. Chowc...	830.64		-29,217.18
General Journal	01/20/2020	202		January 1 - 15 Payroll	05. Chowc...	1,662.86		-30,880.04
General Journal	01/20/2020	204		January 1 - 15 Retirement	05. Chowc...	154.26		-31,034.30
General Journal	01/31/2020	222		January 16 - 31 Payroll	05. Chowc...	1,662.86		-32,697.16
General Journal	01/31/2020	224		January 16 - 31 Retirement	05. Chowc...	154.26		-32,851.42
Bill	02/01/2020	0202002806108	Anthem Blue Cross	Health Ins 03/01/20 - 04/01/20	05. Chowc...	111.97		-32,963.39
Bill	02/12/2020	200430022242	Blue Shield of California	Health Ins 03/01/20 - 03/31/20	05. Chowc...	830.64		-33,794.03
General Journal	02/20/2020	240		February 1 - 15 Payroll	05. Chowc...	1,662.86		-35,456.89
General Journal	02/20/2020	242		February 1 - 15 Retirement	05. Chowc...	154.26		-35,611.15
General Journal	02/29/2020	249		February 16 - 29 Payroll	05. Chowc...	1,662.86		-37,274.01
General Journal	02/29/2020	251		February 16 - 29 Retirement	05. Chowc...	154.26		-37,428.27
Bill	03/02/2020	0202003806042	Anthem Blue Cross	Health Ins 04/01/20 - 05/01/20	05. Chowc...	111.97		-37,540.24
Bill	03/16/2020	200760043424	Blue Shield of California	Health Ins 04/01/20 - 04/31/20	05. Chowc...	830.64		-38,370.88
General Journal	03/20/2020	270		March 1 - 15 Payroll	05. Chowc...	1,662.86		-40,033.74
General Journal	03/20/2020	274		March 1 - 15 Retirement	05. Chowc...	154.26		-40,188.00
General Journal	03/31/2020	280		March 16 - 31 Payroll	05. Chowc...	1,662.86		-41,850.86
General Journal	03/31/2020	282		March 16 - 31 Retirement	05. Chowc...	154.26		-42,005.12
Bill	04/01/2020	0202004813484	Anthem Blue Cross	Health Ins 05/01/20 - 06/01/20	05. Chowc...	111.97		-42,117.09
Bill	04/13/2020	201040064037	Blue Shield of California	Health Ins 05/01/20 - 05/30/20	05. Chowc...	830.64		-42,947.73
General Journal	04/20/2020	295		April 1 - 15 Payroll	05. Chowc...	1,662.86		-44,610.59
General Journal	04/20/2020	299		April 1 - 15 Retirement	05. Chowc...	154.26		-44,764.85
General Journal	04/30/2020	309		April 16 - 30 Payroll	05. Chowc...	1,662.86		-46,427.71
General Journal	04/30/2020	311		April 16 - 30 Retirement	05. Chowc...	154.26		-46,581.97
Bill	05/01/2020	0202005805977	Anthem Blue Cross	Health Ins 06/01/20 - 07/01/20	05. Chowc...	111.97		-46,693.94
Bill	05/14/2020	201350018085	Blue Shield of California	Health Ins 06/01/20 - 06/30/20	05. Chowc...	830.64		-47,524.58
General Journal	05/20/2020	325		May 1 - 15 Payroll	05. Chowc...	1,662.86		-49,187.44
General Journal	05/20/2020	329		May 1 - 15 Retirement	05. Chowc...	154.26		-49,341.70
General Journal	05/31/2020	342		May 16 - 31 Payroll	05. Chowc...	1,662.86		-51,004.56
General Journal	05/31/2020	344		May 16 - 31 Retirement	05. Chowc...	154.26		-51,158.82
Total HR Salaries/Benefits						51,161.29	2.47	-51,158.82
Total 1. Human Resources						51,161.29	2.47	-51,158.82
2. Funding Initiatives								
A-ENCUMBERED								
A.08-Americorp								
Bill	07/11/2019	11642	Prevent Child Abuse	First 5 2018/19 Direct Member Cost - 5 FT Members	05. Chowc...	1,095.89		-1,095.89
Bill	08/14/2019	11684	Prevent Child Abuse	First 5 2018/19 Direct Member Cost - 5 FT Members	05. Chowc...	1,095.89		-2,191.78
Bill	09/30/2019	11783	Prevent Child Abuse	First 5 2018/2019 Direct Member Cost - 4 Members	05. Chowc...	547.91		-2,739.69
Bill	11/30/2019	11954	Prevent Child Abuse	First 5 2019/2020 Direct Member Cost - 4 Members	05. Chowc...	817.23		-3,556.92
Bill	11/30/2019	11946	Prevent Child Abuse	First 5 2019/2020 Direct Member Cost - 4 Members	05. Chowc...	817.23		-4,374.15
Bill	11/30/2019	11942	Prevent Child Abuse	First 5 2019/20 Program Operating Cost net with prior credits	05. Chowc...	3,687.75		-8,061.90
Bill	12/12/2019	11992	Prevent Child Abuse	First 5 2019/2020 Direct Member Cost - 4 Members	05. Chowc...	817.23		-8,879.13
Bill	01/15/2020	12084	Prevent Child Abuse	First 5 2019/2020 Direct Member Cost - 4 Members	05. Chowc...	817.23		-9,696.36
Bill	02/19/2020	12184	Prevent Child Abuse	First 5 2019/2020 Direct Member Cost - 4 Members	05. Chowc...	819.35		-10,515.71
Bill	03/11/2020	12226	Prevent Child Abuse	First 5 2019/2020 Direct Member Cost - 4 Members	05. Chowc...	821.47		-11,337.18
Bill	04/17/2020	12319	Prevent Child Abuse	First 5 2019/2020 Direct Member Cost - 4 Members	05. Chowc...	821.47		-12,158.65
Bill	04/29/2020	12363	Prevent Child Abuse	First 5 2019/20 Direct Member Charge - Member Health Care Costs - 2 Members - Septembe...	05. Chowc...	4,824.30		-16,982.95
Bill	05/11/2020	12393	Prevent Child Abuse	First 5 2019/2020 Direct Member Cost - 4 Members	05. Chowc...	821.47		-17,804.42
Total A.08-Americorp						17,804.42	0.00	-17,804.42
Total A-ENCUMBERED						17,804.42	0.00	-17,804.42
Total 2. Funding Initiatives						17,804.42	0.00	-17,804.42
3. Capacity Building								
3.08 - Impact (Incentives)								
Bill	10/03/2019	2181391019	Lakeshore Learning	8 Chairs	05. Chowc...	374.58		-374.58
Total 3.08 - Impact (Incentives)						374.58	0.00	-374.58
Total 3. Capacity Building						374.58	0.00	-374.58

First 5 Madera County
05 Chowchilla FRC GL Detail YTD
July 2019 through May 2020

Type	Date	Num	Name	Memo	Class	Debit	Credit	Balance
4. Family Res. Ctr Initiative								
Elevator Contract								
Bill	07/01/2019	3004687811	ThyssenKrupp Elevator Corp	Service Dates - 07/01/19 - 09/30/19	05. Chowc...	926.76		-926.76
Bill	10/01/2019	3004869131	ThyssenKrupp Elevator Corp	Service Dates - 10/01/19 - 10/31/19	05. Chowc...	957.16		-1,883.92
Bill	01/01/2020	3005023524	ThyssenKrupp Elevator Corp	Service Dates - 01/01/20 - 03/31/20	05. Chowc...	957.16		-2,841.08
Bill	04/01/2020	3005192405	ThyssenKrupp Elevator Corp	Service Dates - 04/01/20 - 06/30/20	05. Chowc...	957.16		-3,798.24
Total Elevator Contract						3,798.24	0.00	-3,798.24
Total 4. Family Res. Ctr Initiative						3,798.24	0.00	-3,798.24
Total 721400-Prof & Specialized Serv						73,138.53	2.47	-73,136.06
750106 · Transfer - FRC 77050								
2. Chowchilla FRC Oper. Budget								
General Journal	08/01/2019	74		Transfer from Chowchilla FRC to Madera FRC	05. Chowc...	5,400.00		-5,400.00
Total 2. Chowchilla FRC Oper. Budget						5,400.00	0.00	-5,400.00
Total 750106 · Transfer - FRC 77050						5,400.00	0.00	-5,400.00
Total CATEGORY 2 PROGRAM COSTS						78,538.53	2.47	-78,536.06
TOTAL						**142,386.59**	**144,858.39**	**2,471.80**

First 5 Madera County
10 EMC FRC GL Detail YTD
July 2019 through May 2020

Type	Date	Num	Name	Memo	Class	Debit	Credit	Balance
4000-General Revenue								
Transfer of Annual Allocation								
General Journal	08/21/2019	71		Transfer funds to Eastern Madera Co FRC for FY 19/20 Operating Budget	10. Oakhur...		45,000.00	45,000.00
Total Transfer of Annual Allocation						0.00	45,000.00	45,000.00
Total 4000-General Revenue						0.00	45,000.00	45,000.00
CATEGORY 1 ADMINISTRATIVE COSTS								
720601-General Insurance								
Bill	09/15/2019	5205	Alliant Insurance Services, Inc.	2019-2020 Special Liability Ins Program (09/29/19 to 09/29/20) Policy #TBD	10. Oakhur...	846.67		-846.67
Total 720601-General Insurance						846.67	0.00	-846.67
721304-Misc OFC Supplies								
Bill	04/13/2020	205	Moonlight Promos LLC	500 Civilian Masks	10. Oakhur...	125.00		-125.00
Bill	05/08/2020	215	Moonlight Promos LLC	Iris Solutions Hand Sanitizer 80% alcohol 48/case	10. Oakhur...	79.14		-204.14
Bill	05/22/2020	222	Moonlight Promos LLC	48 Hand Sanitizer - 8 oz 70% alcohol	10. Oakhur...	80.75		-284.89
Bill	05/28/2020	498299877001	Office Depot	Office Supplies	10. Oakhur...	43.29		-328.18
Bill	05/29/2020	502554259001	Office Depot	Office Supplies	10. Oakhur...	25.10		-353.28
Total 721304-Misc OFC Supplies						353.28	0.00	-353.28
721900-Special Department Exp								
Oakhurst FRC								
Bill	10/22/2019	102219	Corporate Payment System	Autumn Harvest, LLC - Oakhurst Halloween Event	10. Oakhur...	105.00		-105.00
Bill	10/22/2019	102219	Corporate Payment System	Amazon - Oakhurst Halloween Event	10. Oakhur...	85.34		-190.34
Total Oakhurst FRC						190.34	0.00	-190.34
Total 721900-Special Department Exp						190.34	0.00	-190.34
722000 · Transp/Travel/Education								
Transportation/Mileage								
Bill	08/01/2019	MLG201907G	Madera County - Gas charge	County JE - July 2019 District Gas Charge	10. Oakhur...	52.27		-52.27
Bill	09/01/2019	MLG201908G	Madera County - Gas charge	County JE - August 2019 District Gas Charge	10. Oakhur...	55.33		-107.60
Bill	10/01/2019	MLG201909G	Madera County - Gas charge	County JE - September 2019 District Gas Charge	10. Oakhur...	92.90		-200.50
Bill	12/01/2019	MLG201911G	Madera County - Gas charge	County JE - November 2019 District Gas Charge	10. Oakhur...	60.98		-261.48
Bill	01/17/2020	011720	Marissa Estrada	Mileage - Travel Reimbursement - December 2019	10. Oakhur...	155.09		-416.57
Bill	01/31/2020	013120	Marissa Estrada	Mileage - January 2020	10. Oakhur...	20.70		-437.27
Bill	02/01/2020	MLG202001G	Madera County - Gas charge	County JE - January 2020 District Gas Charge	10. Oakhur...	386.96		-824.23
Bill	02/25/2020	022520	Karla Gomez	Mileage - February 2020	10. Oakhur...	49.10		-873.33
Bill	02/26/2020	022620	Marissa Estrada	Mileage - February 2020	10. Oakhur...	62.10		-935.43
Bill	04/01/2020	MLG0009274	Madera County - Gas charge	County JE - March 2020 District Gas Charge	10. Oakhur...	31.87		-967.30
Total Transportation/Mileage						967.30	0.00	-967.30
Total 722000 · Transp/Travel/Education						967.30	0.00	-967.30
Total CATEGORY 1 ADMINISTRATIVE COSTS						2,357.59	0.00	-2,357.59
CATEGORY 2 PROGRAM COSTS								
721400-Prof & Specialized Serv								
1. Human Resources								
HR Salaries/Benefits								
Bill	07/01/2019	0201907806126	Anthem Blue Cross	Health Ins 08/01/19 - 09/01/19	10. Oakhur...	74.65		-74.65
Bill	07/15/2019	191960046318	Blue Shield of California	Health Ins 08/01/19 - 08/31/19	10. Oakhur...	586.97		-661.62
General Journal	07/20/2019	17		July 1 - 15 Payroll	10. Oakhur...	1,160.92		-1,822.54
General Journal	07/20/2019	22		July 1 - 15 Retirement	10. Oakhur...	91.42		-1,913.96
General Journal	07/31/2019	25		July 16 - 31 Payroll	10. Oakhur...	1,160.92		-3,074.88
General Journal	07/31/2019	30		July 16 - 31 Retirement	10. Oakhur...	91.42		-3,166.30
Bill	08/01/2019	0201908806288	Anthem Blue Cross	Health Ins 09/01/19 - 10/01/19	10. Oakhur...	74.65		-3,240.95
Bill	08/14/2019	192260020354	Blue Shield of California	Health Ins 09/01/19 - 09/30/19	10. Oakhur...	586.97		-3,827.92
General Journal	08/20/2019	41		August 1 - 15 Payroll	10. Oakhur...	1,160.92		-4,988.84
General Journal	08/20/2019	46		August 1 - 15 Retirement	10. Oakhur...	91.42		-5,080.26
General Journal	08/31/2019	51		August 16 - 31 Payroll	10. Oakhur...	1,160.92		-6,241.18
General Journal	08/31/2019	56		August 16 - 31 Retirement	10. Oakhur...	91.42		-6,332.60
Bill	09/03/2019	0201909086238	Anthem Blue Cross	Health Ins 10/01/19 - 11/01/19	10. Oakhur...	74.65		-6,407.25
Bill	09/13/2019	192560020127	Blue Shield of California	Health Ins 10/01/19 - 10/31/19	10. Oakhur...	586.97		-6,994.22
General Journal	09/20/2019	83		September 1 - 15 Payroll	10. Oakhur...	1,160.92		-8,155.14
General Journal	09/20/2019	88		September 1 - 15 Retirement	10. Oakhur...	91.42		-8,246.56
General Journal	09/30/2019	91		September 16 - 30 Payroll	10. Oakhur...	1,160.92		-9,407.48
General Journal	09/30/2019	96		September 16 - 30 Retirement	10. Oakhur...	91.42		-9,498.90
Bill	10/01/2019	0201910806262	Anthem Blue Cross	Health Ins 11/01/19 - 12/01/19	10. Oakhur...	74.65		-9,573.55
General Journal	10/11/2019	145	Misc Customers	To record receivable for 2018 Blue Shield Refund - EE Share Only	10. Oakhur...		1.65	-9,571.90
Bill	10/14/2019	192870074762	Blue Shield of California	Health Ins 11/01/19 - 11/30/19	10. Oakhur...	586.97		-10,158.87
General Journal	10/20/2019	111		October 1 - 15 Payroll	10. Oakhur...	1,160.92		-11,319.79
General Journal	10/20/2019	115		October 1 - 15 Retirement	10. Oakhur...	91.42		-11,411.21
General Journal	10/31/2019	119		October 16 - 31 Payroll	10. Oakhur...	1,160.92		-12,572.13
General Journal	10/31/2019	124		October 16 - 31 Retirement	10. Oakhur...	91.42		-12,663.55
Bill	11/01/2019	0201911815437	Anthem Blue Cross	Health Ins 12/01/19 - 01/01/20	10. Oakhur...	74.65		-12,738.20
Bill	11/13/2019	193170021091	Blue Shield of California	Health Ins 12/01/19 - 12/31/19	10. Oakhur...	636.72		-13,374.92
General Journal	11/20/2019	139		November 1 - 15 Payroll	10. Oakhur...	1,160.92		-14,535.84
General Journal	11/20/2019	143		November 1 - 15 Retirement	10. Oakhur...	91.42		-14,627.26

First 5 Madera County
10 EMC FRC GL Detail YTD
July 2019 through May 2020

Type	Date	Num	Name	Memo	Class	Debit	Credit	Balance
General Journal	11/30/2019	153		November 16 - 30 Payroll	10. Oakhur...	1,162.68		-15,789.94
General Journal	11/30/2019	157		November 16 - 30 Retirement	10. Oakhur...	91.56		-15,881.50
Bill	12/02/2019	0201912806194	Anthem Blue Cross	Health Ins 01/01/20 - 02/01/20	10. Oakhur...	74.65		-15,956.15
Bill	12/16/2019	193500046681	Blue Shield of California	Health Ins 01/01/20 - 01/31/20	10. Oakhur...	470.80		-16,426.95
General Journal	12/20/2019	176		December 1 - 15 Payroll	10. Oakhur...	1,120.00		-17,546.95
General Journal	12/20/2019	180		December 1 - 15 Retirement	10. Oakhur...	91.42		-17,638.37
General Journal	12/31/2019	185		December 16 - 31 Payroll	10. Oakhur...	1,120.00		-18,758.37
General Journal	12/31/2019	189		December 16 - 31 Retirement	10. Oakhur...	91.42		-18,849.79
Bill	01/02/2020	0202001806189	Anthem Blue Cross	Health Ins 02/01/20 - 03/01/20	10. Oakhur...	74.65		-18,924.44
Bill	01/14/2020	200140020840	Blue Shield of California	Health Ins 02/01/20 - 02/29/20	10. Oakhur...	553.76		-19,478.20
General Journal	01/20/2020	201		January 1 - 15 Payroll	10. Oakhur...	1,108.58		-20,586.78
General Journal	01/20/2020	205		January 1 - 15 Retirement	10. Oakhur...	102.85		-20,689.63
General Journal	01/31/2020	221		January 16 - 31 Payroll	10. Oakhur...	1,108.58		-21,798.21
General Journal	01/31/2020	225		January 16 - 31 Retirement	10. Oakhur...	102.85		-21,901.06
Bill	02/01/2020	0202002806108	Anthem Blue Cross	Health Ins 03/01/20 - 04/01/20	10. Oakhur...	74.65		-21,975.71
Bill	02/12/2020	200430022242	Blue Shield of California	Health Ins 03/01/20 - 03/31/20	10. Oakhur...	553.76		-22,529.47
General Journal	02/20/2020	239		February 1 - 15 Payroll	10. Oakhur...	1,108.58		-23,638.05
General Journal	02/20/2020	243		February 1 - 15 Retirement	10. Oakhur...	102.85		-23,740.90
General Journal	02/29/2020	248		February 16 - 29 Payroll	10. Oakhur...	1,108.58		-24,849.48
General Journal	02/29/2020	252		February 16 - 29 Retirement	10. Oakhur...	102.85		-24,952.33
Bill	03/02/2020	0202003806042	Anthem Blue Cross	Health Ins 04/01/20 - 05/01/20	10. Oakhur...	74.65		-25,026.98
Bill	03/16/2020	200760043424	Blue Shield of California	Health Ins 04/01/20 - 04/31/20	10. Oakhur...	553.76		-25,580.74
General Journal	03/20/2020	268		March 1 - 15 Payroll	10. Oakhur...	1,108.58		-26,689.32
General Journal	03/20/2020	272		March 1 - 15 Retirement	10. Oakhur...	102.85		-26,792.17
General Journal	03/31/2020	279		March 16 - 31 Payroll	10. Oakhur...	1,108.58		-27,900.75
General Journal	03/31/2020	283		March 16 - 31 Retirement	10. Oakhur...	102.85		-28,003.60
Bill	04/01/2020	0202004813484	Anthem Blue Cross	Health Ins 05/01/20 - 06/01/20	10. Oakhur...	74.65		-28,078.25
Bill	04/13/2020	201040064037	Blue Shield of California	Health Ins 05/01/20 - 05/30/20	10. Oakhur...	553.76		-28,632.01
General Journal	04/20/2020	293		April 1 - 15 Payroll	10. Oakhur...	1,108.58		-29,740.59
General Journal	04/20/2020	297		April 1 - 15 Retirement	10. Oakhur...	102.85		-29,843.44
General Journal	04/30/2020	308		April 16 - 30 Payroll	10. Oakhur...	1,108.58		-30,952.02
General Journal	04/30/2020	312		April 16 - 30 Retirement	10. Oakhur...	102.85		-31,054.87
Bill	05/01/2020	0202005805977	Anthem Blue Cross	Health Ins 06/01/20 - 07/01/20	10. Oakhur...	74.65		-31,129.52
Bill	05/14/2020	201350018085	Blue Shield of California	Health Ins 06/01/20 - 06/30/20	10. Oakhur...	553.76		-31,683.28
General Journal	05/20/2020	323		May 1 - 15 Payroll	10. Oakhur...	1,108.58		-32,791.86
General Journal	05/20/2020	327		May 1 - 15 Retirement	10. Oakhur...	102.85		-32,894.71
General Journal	05/31/2020	341		May 16 - 31 Payroll	10. Oakhur...	1,108.58		-34,003.29
General Journal	05/31/2020	345		May 16 - 31 Retirement	10. Oakhur...	102.85		-34,106.14
Total HR Salaries/Benefits						34,107.79	1.65	-34,106.14
Total 1. Human Resources						34,107.79	1.65	-34,106.14
2. Funding Initiatives								
A-ENCUMBERED								
A.08-Americorp								
Bill	07/11/2019	11642	Prevent Child Abuse	First 5 2018/19 Direct Member Cost - 5 FT Members	10. Oakhur...	183.39		-183.39
Bill	08/14/2019	11684	Prevent Child Abuse	First 5 2018/19 Direct Member Cost - 5 FT Members	10. Oakhur...	183.39		-366.78
Bill	09/30/2019	11783	Prevent Child Abuse	First 5 2018/2019 Direct Member Cost - 4 Members	10. Oakhur...	91.69		-458.47
Bill	11/30/2019	11954	Prevent Child Abuse	First 5 2019/2020 Direct Member Cost - 4 Members	10. Oakhur...	163.45		-621.92
Bill	11/30/2019	11946	Prevent Child Abuse	First 5 2019/2020 Direct Member Cost - 4 Members	10. Oakhur...	163.45		-785.37
Bill	11/30/2019	11942	Prevent Child Abuse	First 5 2019/20 Program Operating Cost net with prior credits	10. Oakhur...	737.55		-1,522.92
Bill	12/12/2019	11992	Prevent Child Abuse	First 5 2019/2020 Direct Member Cost - 4 Members	10. Oakhur...	163.45		-1,686.37
Bill	01/15/2020	12084	Prevent Child Abuse	First 5 2019/2020 Direct Member Cost - 4 Members	10. Oakhur...	163.45		-1,849.82
Bill	02/19/2020	12184	Prevent Child Abuse	First 5 2019/2020 Direct Member Cost - 4 Members	10. Oakhur...	163.87		-2,013.69
Bill	03/11/2020	12226	Prevent Child Abuse	First 5 2019/2020 Direct Member Cost - 4 Members	10. Oakhur...	164.29		-2,177.98
Bill	04/17/2020	12319	Prevent Child Abuse	First 5 2019/2020 Direct Member Cost - 4 Members	10. Oakhur...	164.29		-2,342.27
Bill	04/29/2020	12363	Prevent Child Abuse	First 5 2019/20 Direct Member Charge - Member Health Care Costs - 2 Members - September ...	10. Oakhur...	964.86		-3,307.13
Bill	05/11/2020	12393	Prevent Child Abuse	First 5 2019/2020 Direct Member Cost - 4 Members	10. Oakhur...	164.29		-3,471.42
Total A.08-Americorp						3,471.42	0.00	-3,471.42
Total A-ENCUMBERED						3,471.42	0.00	-3,471.42
Total 2. Funding Initiatives						3,471.42	0.00	-3,471.42
Total 721400-Prof & Specialized Serv						37,579.21	1.65	-37,577.56
Total CATEGORY 2 PROGRAM COSTS						37,579.21	1.65	-37,577.56
TOTAL						**39,936.80**	**45,001.65**	**5,064.85**

First 5 Madera County
12 Deferred Maint GL Detail YTD
July 2019 through May 2020

Type	Date	Num	Name	Memo	Class	Debit	Credit	Balance
4000-General Revenue								
Transfer of Annual Allocation								
General Journal	09/30/2019	77		Transfer funds to Deferred Maint for FY 19/20 Operating Budget	12. Deferre...		20,000.00	20,000.00
Total Transfer of Annual Allocation						0.00	20,000.00	20,000.00
Total 4000-General Revenue						0.00	20,000.00	20,000.00
5000-Interest Income								
General Journal	09/30/2019	80		To record 1st Qtr Allocated Interest Income	12. Deferre...		134.83	134.83
General Journal	12/31/2019	213		To record 2nd Qtr Allocated Interest Income	12. Deferre...		204.94	339.77
General Journal	03/31/2020	300		To record 3rd Qtr Allocated Interest Income	12. Deferre...		221.00	560.77
Total 5000-Interest Income						0.00	560.77	560.77
CATEGORY 1 ADMINISTRATIVE COSTS								
721900-Special Department Exp								
Deferred Maintenance								
Bill	09/23/2019	092319	Corporate Payment System	Best Buy - Replace Refrigerator for Madera FRC	12. Deferre...	1,223.20		-1,223.20
Credit	09/23/2019	092319	Corporate Payment System	Best Buy - Replace Refrigerator for Madera FRC	12. Deferre...		1,223.20	0.00
Total Deferred Maintenance						1,223.20	1,223.20	0.00
Total 721900-Special Department Exp						1,223.20	1,223.20	0.00
Total CATEGORY 1 ADMINISTRATIVE COSTS						1,223.20	1,223.20	0.00
TOTAL						**1,223.20**	**21,783.97**	**20,560.77**

First 5 Madera County
13 IMPACT GL Detail YTD
July 2019 through May 2020

Type	Date	Num	Name	Memo	Class	Debit	Credit	Balance
4100-Special Revenues								
Impact Grant								
General Journal	07/01/2019	164	IMPACT Grant	TO ACCRUE ADDITIONAL IMPACT GRANT BILLED TO REGIONAL HUB Q4 2019 APRIL - JUNE	13. Impact		3,644.00	3,644.00
General Journal	07/01/2019	165	IMPACT Grant	TO ACCRUE ADDITIONAL IMPACT GRANT BILLED TO REGIONAL HUB Q4 2019 APRIL - JUN...	13. Impact		6,750.00	10,394.00
General Journal	12/31/2019	211	IMPACT Grant	TO ACCRUE IMPACT GRANT BILLED TO REGIONAL HUB Q2 2019 JULY - DECEMBER	13. Impact		1,297.16	11,691.16
General Journal	12/31/2019	212	IMPACT Grant	TO ACCRUE IMPACT GRANT FOR JULY 2019 - DECEMBER 2019	13. Impact		142,783.69	154,474.85
General Journal	05/29/2020	368	IMPACT Grant	To adjust 07/01/19 to 12/31/19 HUB billing to match actual received	13. Impact	0.16		154,474.69
Total Impact Grant						0.16	154,474.85	154,474.69
Total 4100-Special Revenues						0.16	154,474.85	154,474.69
CATEGORY 1 ADMINISTRATIVE COSTS								
720300-Communication Services								
1-Cellular Services								
Bill	07/26/2019	9834945919	Verizon Wireless	06/27/19 - 07/26/19	13. Impact	38.01		-38.01
Bill	08/26/2019	9836940553	Verizon Wireless	07/27/19 - 08/26/19	13. Impact	38.01		-76.02
Bill	09/26/2019	9838954612	Verizon Wireless	08/27/19 - 09/26/19	13. Impact	38.01		-114.03
Bill	10/26/2019	9840990266	Verizon Wireless	09/27/19 - 10/26/19	13. Impact	38.01		-152.04
Bill	11/26/2019	9843045403	Verizon Wireless	10/27/19 - 11/26/19	13. Impact	38.01		-190.05
Bill	12/26/2019	9845123704	Verizon Wireless	11/27/19 - 12/26/19	13. Impact	38.01		-228.06
Bill	01/26/2020	9847192166	Verizon Wireless	12/27/19 - 01/26/20	13. Impact	38.01		-266.07
Bill	02/26/2020	9849264701	Verizon Wireless	01/27/20 - 02/26/20	13. Impact	38.01		-304.08
Bill	03/26/2020	9851365577	Verizon Wireless	02/27/20 - 03/26/20	13. Impact	38.01		-342.09
Bill	04/26/2020	9853430079	Verizon Wireless	03/27/20 - 04/26/20	13. Impact	38.01		-380.10
Bill	05/26/2020	9855479941	Verizon Wireless	04/27/20 - 05/26/20	13. Impact	38.01		-418.11
Total 1-Cellular Services						418.11	0.00	-418.11
Total 720300-Communication Services						418.11	0.00	-418.11
721304-Misc OFC Supplies								
Bill	07/03/2019	337665356001	Office Depot	Office Supplies	13. Impact	8.49		-8.49
Bill	07/03/2019	337665903001	Office Depot	Office Supplies	13. Impact	12.87		-21.36
Bill	07/10/2019	339488655001	Office Depot	Office Supplies	13. Impact	24.01		-45.37
Bill	07/11/2019	339487451001	Office Depot	Office Supplies	13. Impact	28.99		-74.36
Bill	09/17/2019	379252380001	Office Depot	Office Supplies	13. Impact	21.50		-95.86
Bill	09/18/2019	379252755001	Office Depot	Office Supplies	13. Impact	16.34		-112.20
Bill	09/26/2019	382160133001	Office Depot	Office Supplies	13. Impact	9.54		-121.74
Bill	11/21/2019	405962484001	Office Depot	IMPACT Office Supplies	13. Impact	28.77		-150.51
Bill	01/23/2020	432908167001	Office Depot	IMPACT Office Supplies	13. Impact	11.36		-161.87
Bill	02/12/2020	443147209001	Office Depot	Office Supplies	13. Impact	23.80		-185.67
Bill	02/13/2020	443147013001	Office Depot	Office Supplies	13. Impact	20.54		-206.21
Bill	02/20/2020	445976396001	Office Depot	Office Supplies	13. Impact	55.20		-261.41
Bill	02/27/2020	449475798001	Office Depot	Office Supplies	13. Impact	38.41		-299.82
Bill	02/28/2020	449474943001	Office Depot	Office Supplies	13. Impact	55.71		-355.53
Bill	02/28/2020	449475799001	Office Depot	Office Supplies	13. Impact	49.78		-405.31
Bill	03/02/2020	449475800001	Office Depot	Office Supplies	13. Impact	69.26		-474.57
Bill	03/02/2020	449475806001	Office Depot	Office Supplies	13. Impact	21.64		-496.21
Bill	03/12/2020	457971653001	Office Depot	Office Supplies	13. Impact	56.27		-552.48
Bill	03/13/2020	457977250001	Office Depot	Office Supplies	13. Impact	74.81		-627.29
Bill	03/31/2020	2397206024	Office Depot	Office Supplies	13. Impact	87.35		-714.64
Bill	05/13/2020	492322184001	Office Depot	Office Supplies	13. Impact	54.77		-769.41
Bill	05/22/2020	498400279001	Office Depot	Office Supplies	13. Impact	44.07		-813.48
Total 721304-Misc OFC Supplies						813.48	0.00	-813.48
721308-Computer Supplies								
Bill	10/03/2019	IT5878	Compnology	4 - Dell E22 16H 22" Monitors - Ticket #58951 - IMPACT	13. Impact	792.96		-792.96
Bill	01/23/2020	IT5983	Compnology	2 - Dell E22 16H 22" Monitors - Ticket #60226 - IMPACT	13. Impact	396.48		-1,189.44
Bill	02/21/2020	IT6001	Compnology	11 Microsoft Surface Pro 6 Tablets $1,301.00 each - Ticket #60245 - Screening Incentives - IMPA...	13. Impact	14,311.00		-15,500.44
Total 721308-Computer Supplies						15,500.44	0.00	-15,500.44
721700-Rents & Leases Bldg/Land								
Bill	09/30/2019	2019/20-08	Madera FRC Rent	July 2019 - September 2019 Impact Rent, Telephone & Copier Usage	13. Impact	4,977.25		-4,977.25
Bill	12/31/2019	2019/20-13	Madera FRC Rent	October 2019 - December 2019 Impact Rent, Telephone & Copier Usage	13. Impact	4,987.61		-9,964.86
Bill	03/31/2020	2019/20-27	Madera FRC Rent	January 2020 - March 2020 Impact Rent, Telephone & Copier Usage	13. Impact	4,991.07		-14,955.93
Total 721700-Rents & Leases Bldg/Land						14,955.93	0.00	-14,955.93

First 5 Madera County
13 IMPACT GL Detail YTD
July 2019 through May 2020

Type	Date	Num	Name	Memo	Class	Debit	Credit	Balance
721900-Special Department Exp								
Impact Grant								
Bill	10/28/2019	29529	Cal Valley Printing	Business Cards - Charissa	13. Impact	37.89		-37.89
Bill	10/28/2019	29529	Cal Valley Printing	Name Plates - Charissa	13. Impact	10.82		-48.71
Bill	11/27/2019	3994311119	Lakeshore Learning	IMPACT - PLC Incentives - Blocks, Vehicles, Puppet Theater, Kitchen, and Play Food	13. Impact	644.50		-693.21
Bill	12/20/2019	4440131219	Lakeshore Learning	IMPACT - 21 sets of First 5 Madera Kits	13. Impact	20,533.59		-21,226.80
Bill	01/24/2020	2131060120	Lakeshore Learning	IMPACT - PLC Incentives	13. Impact	582.17		-21,808.97
Credit	01/31/2020	2363790120	Lakeshore Learning	Supplies to support E-CERS findings - Return 8 chairs - Original Inv #2939730519 05/15/19	13. Impact		314.89	-21,494.08
Bill	02/21/2020	2784370220	Lakeshore Learning	IMPACT - PLC Incentives Incentives & Enrichment Supplies	13. Impact	1,499.05		-22,993.13
Bill	02/24/2020	022420	Corporate Payment System	Brookes Publishing - AWQ - IMPACT	13. Impact	499.95		-23,493.08
Bill	03/14/2020	031420	Carol S. Gossett	3/14/20 Presentation - Incentives - Professional Development	13. Impact	2,200.00		-25,693.08
Bill	03/26/2020	15-3313	Schwabe Books	COVID-19 Backpack Project - IMPACT	13. Impact	4,072.25		-29,765.33
Bill	04/02/2020	3534350420	Lakeshore Learning	Supplies for COVID-19 Emergency Backpacks - IMPACT	13. Impact	33,278.43		-63,043.76
Bill	04/30/2020	18931	Andy's Sports & Design	120 Contrast Backpacks - COVID-19 Emergency Backpacks - IMPACT	13. Impact	1,102.85		-64,146.61
Credit	05/05/2020	3534350420	Lakeshore Learning	11 Bilingual Brd Bk Collection - COVID-19 Emergency Backpacks - IMPACT	13. Impact		660.87	-63,485.74
Bill	05/18/2020	18947	Andy's Sports & Design	1326 Contrast Backpacks - COVID-19 Emergency Backpacks - IMPACT	13. Impact	12,186.50		-75,672.24
Total Impact Grant						76,648.00	975.76	-75,672.24
Total 721900-Special Department Exp						76,648.00	975.76	-75,672.24
722000 · Transp/Travel/Education								
Lodging								
Bill	09/12/2019	091219	Marcela Zuniga	Meals - 09/11/19 - QCC Meeting IMPACT	13. Impact	23.00		-23.00
Bill	11/25/2019	112519	Marcela Zuniga	Meals - F5 Association Summit - Impact	13. Impact	58.00		-81.00
Bill	12/12/2019	121219	Charisa Esparza	Meals - F5 Association Summit - IMPACT	13. Impact	58.00		-139.00
Bill	12/12/2019	121219	Xochitl Villasenor	Meals - F5 Association Summit - Impact	13. Impact	58.00		-197.00
Bill	02/23/2020	022320	Marcela Zuniga	Meals - F5 CA Summit - IMPACT	13. Impact	57.00		-254.00
Bill	02/24/2020	022420	Charisa Esparza	Meals - February 2020 - IMPACT	13. Impact	57.00		-311.00
Bill	02/24/2020	022420	Corporate Payment System	Hotel Irvine - Marcela & Charissa - F5 Summit - IMPACT	13. Impact	264.48		-575.48
Bill	02/24/2020	022420	Corporate Payment System	Hotel Irvine - Xochitl - F5 Summit - IMPACT	13. Impact	264.48		-839.96
Bill	03/04/2020	030420	Xochitl Villasenor	Meal Reimbursement - March 2020 IMPACT	13. Impact	57.00		-896.96
Total Lodging						896.96	0.00	-896.96
Transportation/Mileage								
Bill	09/25/2019	092519	Xochitl Villasenor	Mileage - September 2019 IMPACT	13. Impact	220.42		-220.42
Bill	09/27/2019	092719	Charisa Esparza	Mileage - September 2019 - IMPACT	13. Impact	48.26		-268.68
Bill	10/28/2019	102819	Xochitl Villasenor	Mileage - October 2019 IMPACT	13. Impact	83.52		-352.20
Bill	10/28/2019	102819	Xochitl Villasenor	Parking - October 2019 IMPACT	13. Impact	21.00		-373.20
Bill	10/30/2019	103019	Charisa Esparza	Mileage - October 2019 - IMPACT	13. Impact	88.16		-461.36
Bill	11/25/2019	112519	Marcela Zuniga	Mileage - F5 Association Summit - Impact	13. Impact	22.16		-483.52
Bill	01/31/2020	013120	Charisa Esparza	Mileage - January 2020 - IMPACT	13. Impact	77.05		-560.57
Bill	02/23/2020	022320	Marcela Zuniga	Mileage - F5 CA Summit - IMPACT	13. Impact	1.15		-561.72
Bill	02/24/2020	022420	Charisa Esparza	Mileage - February 2020 - IMPACT	13. Impact	1.73		-563.45
Bill	03/04/2020	030420	Xochitl Villasenor	Mileage - March 2020 IMPACT	13. Impact	27.60		-591.05
Bill	03/31/2020	033120	Charisa Esparza	Mileage - March 2020 - IMPACT	13. Impact	10.93		-601.98
Total Transportation/Mileage						601.98	0.00	-601.98
Total 722000 · Transp/Travel/Education						1,498.94	0.00	-1,498.94
Total CATEGORY 1 ADMINISTRATIVE COSTS						109,834.90	975.76	-108,859.14
CATEGORY 2 PROGRAM COSTS								
721400-Prof & Specialized Serv								
1. Human Resources								
HR Salaries/Benefits								
Bill	07/01/2019	0201907806126	Anthem Blue Cross	Health Ins 08/01/19 - 09/01/19	13. Impact	394.51		-394.51
Bill	07/15/2019	191960046318	Blue Shield of California	Health Ins 08/01/19 - 08/31/19	13. Impact	997.41		-1,391.92
General Journal	07/20/2019	15		July 1 - 15 Payroll	13. Impact	3,903.43		-5,295.35
General Journal	07/20/2019	19		July 1 - 15 Retirement	13. Impact	316.85		-5,612.20
General Journal	07/31/2019	23		July 16 - 31 Payroll	13. Impact	4,109.95		-9,722.15
General Journal	07/31/2019	27		July 16 - 31 Retirement	13. Impact	332.29		-10,054.44
Bill	08/01/2019	0201908806288	Anthem Blue Cross	Health Ins 09/01/19 - 10/01/19	13. Impact	71.74		-10,126.18
Bill	08/14/2019	192260020354	Blue Shield of California	Health Ins 09/01/19 - 09/30/19	13. Impact	1,495.73		-11,621.91
General Journal	08/20/2019	39		August 1 - 15 Payroll	13. Impact	2,457.79		-14,079.70
General Journal	08/20/2019	43		August 1 - 15 Retirement	13. Impact	270.53		-14,350.23
General Journal	08/20/2019	48		August 1 - 15 Retirement - Refund for overpayment - John Hancock	13. Impact		61.76	-14,288.47
General Journal	08/31/2019	49		August 16 - 31 Payroll	13. Impact	1,731.38		-16,019.85
General Journal	08/31/2019	53		August 16 - 31 Retirement	13. Impact	147.01		-16,166.86
Bill	09/03/2019	0201909086238	Anthem Blue Cross	Health Ins 10/01/19 - 11/01/19	13. Impact	286.92		-16,453.78
Deposit	09/12/2019		Misc Customers	Tamar Grigsby September 2019 Medical Insurance	13. Impact		99.66	-16,354.12
Bill	09/13/2019	192560020127	Blue Shield of California	Health Ins 10/01/19 - 10/31/19	13. Impact	1,495.73		-17,849.85
General Journal	09/20/2019	81		September 1 - 15 Payroll	13. Impact	2,724.16		-20,574.01
General Journal	09/20/2019	85		September 1 - 15 Retirement	13. Impact	147.01		-20,721.02
General Journal	09/30/2019	89		September 16 - 30 Payroll	13. Impact	3,915.50		-24,636.52
General Journal	09/30/2019	93		September 16 - 30 Retirement	13. Impact	147.01		-24,783.53
Bill	10/01/2019	0201910806262	Anthem Blue Cross	Health Ins 11/01/19 - 12/01/19	13. Impact	286.92		-25,070.45
Deposit	10/11/2019		Misc Customers	Tamar Grigsby - Sept 20th & Oct 5th	13. Impact		199.32	-24,871.13
General Journal	10/11/2019	149	Misc. Vendors	To reclassify 2018 Blue Shield Refund - EE Share Only	13. Impact		0.29	-24,870.84
Bill	10/14/2019	192870074762	Blue Shield of California	Health Ins 11/01/19 - 11/30/19	13. Impact	2,281.11		-27,151.95
General Journal	10/20/2019	109		October 1 - 15 Payroll	13. Impact	3,975.13		-31,127.08

First 5 Madera County
13 IMPACT GL Detail YTD
July 2019 through May 2020

Type	Date	Num	Name	Memo	Class	Debit	Credit	Balance
General Journal	10/20/2019	113		October 1 - 15 Retirement	13. Impact	152.07		-31,279.15
General Journal	10/31/2019	117		October 16 - 31 Payroll	13. Impact	4,213.65		-35,492.80
General Journal	10/31/2019	121		October 16 - 31 Retirement	13. Impact	152.07		-35,644.87
Bill	11/01/2019	0201911815437	Anthem Blue Cross	Health Ins 12/01/19 - 01/01/20	13. Impact	588.78		-36,233.65
Bill	11/13/2019	193170021091	Blue Shield of California	Health Ins 12/01/19 - 12/31/19	13. Impact	2,047.16		-38,280.81
Deposit	11/14/2019	20886422365	Misc Customers	Tamar Grigsby - Oct 20th & Nov 5th	13. Impact		199.32	-38,081.49
General Journal	11/20/2019	137		November 1 - 15 Payroll	13. Impact	3,975.13		-42,056.62
General Journal	11/20/2019	141		November 1 - 15 Retirement	13. Impact	152.07		-42,208.69
General Journal	11/30/2019	151		November 16 - 30 Payroll	13. Impact	3,776.58		-45,985.27
General Journal	11/30/2019	155		November 16 - 30 Retirement	13. Impact	152.07		-46,137.34
Bill	12/02/2019	0201912806194	Anthem Blue Cross	Health Ins 01/01/20 - 02/01/20	13. Impact	312.54		-46,449.88
Bill	12/16/2019	193500046681	Blue Shield of California	Health Ins 01/01/20 - 01/31/20	13. Impact	2,047.16		-48,497.04
Deposit	12/19/2019	69751949025	Misc Customers	Tamar Grigsby - Nov 20th & Dec 5th	13. Impact		199.32	-48,297.72
General Journal	12/20/2019	174		December 1 - 15 Payroll	13. Impact	3,776.58		-52,074.30
General Journal	12/20/2019	178		December 1 - 15 Retirement	13. Impact	152.07		-52,226.37
General Journal	12/31/2019	183		December 16 - 31 Payroll	13. Impact	4,173.69		-56,400.06
General Journal	12/31/2019	187		December 16 - 31 Retirement	13. Impact	152.07		-56,552.13
Bill	01/02/2020	0202001806189	Anthem Blue Cross	Health Ins 02/01/20 - 03/01/20	13. Impact	350.04		-56,902.17
Bill	01/14/2020	200140020840	Blue Shield of California	Health Ins 02/01/20 - 02/29/20	13. Impact	2,047.16		-58,949.33
General Journal	01/20/2020	199		January 1 - 15 Payroll	13. Impact	3,958.23		-62,907.56
General Journal	01/20/2020	203		January 1 - 15 Retirement	13. Impact	168.97		-63,076.53
Deposit	01/30/2020	R2079555556	Misc Customers	Tamar Grigsby - Dec 20th, Jan 5th, Jan 20th	13. Impact		298.98	-62,777.55
General Journal	01/31/2020	219		January 16 - 31 Payroll	13. Impact	4,470.99		-67,248.54
General Journal	01/31/2020	223		January 16 - 31 Retirement	13. Impact	197.93		-67,446.47
Bill	02/01/2020	0202002806108	Anthem Blue Cross	Health Ins 03/01/20 - 04/01/20	13. Impact	350.04		-67,796.51
Bill	02/12/2020	200430022242	Blue Shield of California	Health Ins 03/01/20 - 03/31/20	13. Impact	2,047.16		-69,843.67
General Journal	02/20/2020	237		February 1 - 15 Payroll	13. Impact	4,950.76		-74,794.43
General Journal	02/20/2020	241		February 1 - 15 Retirement	13. Impact	265.47		-75,059.90
General Journal	02/29/2020	246		February 16 - 29 Payroll	13. Impact	4,950.76		-80,010.66
General Journal	02/29/2020	250		February 16 - 29 Retirement	13. Impact	265.47		-80,276.13
Bill	03/02/2020	0202003806042	Anthem Blue Cross	Health Ins 04/01/20 - 05/01/20	13. Impact	350.04		-80,626.17
Bill	03/16/2020	200760043424	Blue Shield of California	Health Ins 04/01/20 - 04/30/20	13. Impact	2,047.16		-82,673.33
General Journal	03/20/2020	267		March 1 - 15 Payroll	13. Impact	4,950.76		-87,624.09
General Journal	03/20/2020	271		March 1 - 15 Retirement	13. Impact	265.47		-87,889.56
General Journal	03/31/2020	277		March 16 - 31 Payroll	13. Impact	5,606.02		-93,495.58
General Journal	03/31/2020	281		March 16 - 31 Retirement	13. Impact	284.77		-93,780.35
Bill	04/01/2020	0202004813484	Anthem Blue Cross	Health Ins 05/01/20 - 06/01/20	13. Impact	350.04		-94,130.39
Bill	04/13/2020	201040064037	Blue Shield of California	Health Ins 05/01/20 - 05/30/20	13. Impact	2,047.16		-96,177.55
General Journal	04/20/2020	292		April 1 - 15 Payroll	13. Impact	6,130.28		-102,307.83
General Journal	04/20/2020	296		April 1 - 15 Retirement	13. Impact	338.81		-102,646.64
General Journal	04/30/2020	306		April 16 - 30 Payroll	13. Impact	6,130.28		-108,776.92
General Journal	04/30/2020	310		April 16 - 30 Retirement	13. Impact	338.81		-109,115.73
Bill	05/01/2020	0202005805977	Anthem Blue Cross	Health Ins 06/01/20 - 07/01/20	13. Impact	350.04		-109,465.77
Bill	05/14/2020	201350018085	Blue Shield of California	Health Ins 06/01/20 - 06/30/20	13. Impact	2,047.16		-111,512.93
General Journal	05/20/2020	322		May 1 - 15 Payroll	13. Impact	6,130.28		-117,643.21
General Journal	05/20/2020	326		May 1 - 15 Retirement	13. Impact	338.81		-117,982.02
General Journal	05/31/2020	339		May 16 - 31 Payroll	13. Impact	5,802.65		-123,784.67
General Journal	05/31/2020	343		May 16 - 31 Retirement	13. Impact	329.17		-124,113.84
Total HR Salaries/Benefits						125,172.49	1,058.65	-124,113.84
Total 1. Human Resources						125,172.49	1,058.65	-124,113.84
3. Capacity Building								
3.01-Education and Outreach								
Bill	08/13/2019	26662	Cal Valley Printing	Perpetual Plaque - 6 winner plates	13. Impact	112.58		-112.58
Total 3.01-Education and Outreach						112.58	0.00	-112.58
3.07-Professional Development								
Bill	07/31/2019	300017833	Madera Tribune	Community Engagement Facilitator Ad	13. Impact	41.90		-41.90
Bill	08/04/2019	0001750770-0805...	Fresno Bee	Ads	13. Impact	1,248.31		-1,290.21
Bill	08/22/2019	082219	Corporate Payment System	San Joaquin Office of Ed	13. Impact	750.00		-2,040.21
Bill	09/23/2019	092319	Corporate Payment System	First 5 Association of CA - Help Me Grow CA Convening - Xochitl & Charisa - IMPACT	13. Impact	200.00		-2,240.21
Bill	10/08/2019	100819	First 5 Association of CA	Registration for F5 Assoc. Summit 12/09/19 - 12/11/19 - Xochitl	13. Impact	425.00		-2,665.21
Bill	10/08/2019	100819	First 5 Association of CA	Registration for F5 Assoc. Summit 12/09/19 - 12/11/19 - Marcela	13. Impact	425.00		-3,090.21
Bill	10/08/2019	100819	First 5 Association of CA	Registration for F5 Assoc. Summit 12/09/19 - 12/11/19 - Charisa	13. Impact	425.00		-3,515.21
Bill	12/12/2019	CCFC 19-062	California Children & Families Commis...	Registration fees for 2020 Child Health, Education, & Care Summit 02/03/20 - 02/05/20 - Charisa	13. Impact	325.00		-3,840.21
Bill	12/12/2019	CCFC 19-062	California Children & Families Commis...	Registration fees for 2020 Child Health, Education, & Care Summit 02/03/20 - 02/05/20 - Xochitl	13. Impact	325.00		-4,165.21
Bill	12/12/2019	CCFC 19-062	California Children & Families Commis...	Registration fees for 2020 Child Health, Education, & Care Summit 02/03/20 - 02/05/20 - Marcela	13. Impact	325.00		-4,490.21
Bill	12/23/2019	122319	Corporate Payment System	Waldorf La Quinta - F5 Summit Charissa Esparza	13. Impact	340.44		-4,830.65
Bill	12/23/2019	122319	Corporate Payment System	Waldorf La Quinta - F5 Summit Xochitl Villasenor	13. Impact	340.44		-5,171.09
Bill	12/23/2019	122319	Corporate Payment System	Waldorf La Quinta - F5 Summit Marcela Zuniga	13. Impact	340.44		-5,511.53
Total 3.07-Professional Development						5,511.53	0.00	-5,511.53

First 5 Madera County
13 IMPACT GL Detail YTD
July 2019 through May 2020

Type	Date	Num	Name	Memo	Class	Debit	Credit	Balance
3.08 - Impact (Incentives)								
Bill	07/01/2019	2019/20-09	First 5 Program Impact (Vendor)	Additional reimbursement to First 5 Program for Impact 18/19 - Providers Conference	13. Impact	3,644.00		-3,644.00
Bill	07/17/2019	5073	Progressive Early Assessments	Classroom Assessments - Environmental Rating Scals (ECERS) - Contractual	13. Impact	1,980.00		-5,624.00
Bill	08/31/2019	1001	Micaela Contreras	FCCH Professional Learning Community (PLC)	13. Impact	911.60		-6,535.60
Bill	09/22/2019	1002	Micaela Contreras	FCCH Professional Learning Community (PLC)	13. Impact	791.20		-7,326.80
Bill	10/23/2019	1003	Micaela Contreras	FCCH Professional Learning Community (PLC)	13. Impact	860.00		-8,186.80
Bill	11/26/2019	1004	Micaela Contreras	FCCH Professional Learning Community (PLC) - Contracts	13. Impact	842.80		-9,029.60
Bill	12/04/2019	1007	Early Childhood Assessment Professio...	IMPACT - Classroom Assessments - Environmental Rating Scales (ECERS) - Contractual	13. Impact	2,970.00		-11,999.60
Bill	12/31/2019	2019/20-10	Madera FRC Impact	Reimbursement to Madera FRC for Impact 19/20	13. Impact	4,179.55		-16,179.15
Bill	12/31/2019	2019/20-11	Chowchilla FRC Impact	Reimbursement to Chowchilla FRC for Impact 19/20	13. Impact	1,054.58		-17,233.73
Bill	01/30/2020	1005	Micaela Contreras	FCCH Professional Learning Community (PLC) - Contracts	13. Impact	894.40		-18,128.13
Bill	02/28/2020	1006	Micaela Contreras	FCCH Professional Learning Community (PLC) - IMPACT Contracts	13. Impact	825.60		-18,953.73
Bill	03/31/2020	1007	Micaela Contreras	FCCH Professional Learning Community (PLC) - IMPACT Contracts	13. Impact	584.80		-19,538.53
Bill	04/30/2020	1008	Micaela Contreras	FCCH Professional Learning Community (PLC) - IMPACT Contracts	13. Impact	412.80		-19,951.33
Bill	05/29/2020	2505	Office Depot	COVID-19 Backpack Project - IMPACT	13. Impact	41,981.76		-61,933.09
Bill	05/31/2020	1009	Micaela Contreras	FCCH Professional Learning Community (PLC) - IMPACT Contracts	13. Impact	447.20		-62,380.29
Total 3.08 - Impact (Incentives)						62,380.29	0.00	-62,380.29
3.10 - Impact (Comm. Outreach)								
Bill	04/02/2020	3534160420	Lakeshore Learning	Emergency Backpack Project Supplies - Comm. & Outreach - IMPACT	13. Impact	45,507.70		-45,507.70
Bill	05/29/2020	5358140520	Lakeshore Learning	Emergency Backpack Project Supplies - Outreach & Education	13. Impact	3,935.72		-49,443.42
Total 3.10 - Impact (Comm. Outreach)						49,443.42	0.00	-49,443.42
Total 3. Capacity Building						117,447.82	0.00	-117,447.82
Total 721400-Prof & Specialized Serv						242,620.31	1,058.65	-241,561.66
Total CATEGORY 2 PROGRAM COSTS						242,620.31	1,058.65	-241,561.66
CATEGORY 3 EVALUATION COSTS								
721462 · Prof. & Specialized Serv								
Human Resources- Eval. Officer								
Bill	07/01/2019	0201907806126	Anthem Blue Cross	Health Ins 08/01/19 - 09/01/19	13. Impact	49.85		-49.85
Bill	07/15/2019	191960046318	Blue Shield of California	Health Ins 08/01/19 - 08/31/19	13. Impact	803.90		-853.75
General Journal	07/20/2019	15		July 1 - 15 Payroll	13. Impact	978.01		-1,831.76
General Journal	07/20/2019	19		July 1 - 15 Retirement	13. Impact	77.35		-1,909.11
General Journal	07/31/2019	23		July 16 - 31 Payroll	13. Impact	978.01		-2,887.12
General Journal	07/31/2019	27		July 16 - 31 Retirement	13. Impact	77.35		-2,964.47
Bill	08/01/2019	0201908806288	Anthem Blue Cross	Health Ins 09/01/19 - 10/01/19	13. Impact	49.85		-3,014.32
Bill	08/14/2019	192260020354	Blue Shield of California	Health Ins 09/01/19 - 09/30/19	13. Impact	803.90		-3,818.22
General Journal	08/20/2019	39		August 1 - 15 Payroll	13. Impact	978.01		-4,796.23
General Journal	08/20/2019	43		August 1 - 15 Retirement	13. Impact	77.35		-4,873.58
General Journal	08/31/2019	49		August 16 - 31 Payroll	13. Impact	978.01		-5,851.59
General Journal	08/31/2019	53		August 16 - 31 Retirement	13. Impact	77.35		-5,928.94
Bill	09/03/2019	0201909086238	Anthem Blue Cross	Health Ins 10/01/19 - 11/01/19	13. Impact	49.85		-5,978.79
Bill	09/13/2019	192560020127	Blue Shield of California	Health Ins 10/01/19 - 10/31/19	13. Impact	803.90		-6,782.69
General Journal	09/20/2019	81		September 1 - 15 Payroll	13. Impact	978.01		-7,760.70
General Journal	09/20/2019	85		September 1 - 15 Retirement	13. Impact	77.35		-7,838.05
General Journal	09/30/2019	89		September 16 - 30 Payroll	13. Impact	978.01		-8,816.06
General Journal	09/30/2019	93		September 16 - 30 Retirement	13. Impact	77.35		-8,893.41
Bill	10/01/2019	0201910806262	Anthem Blue Cross	Health Ins 11/01/19 - 12/01/19	13. Impact	49.85		-8,943.26
General Journal	10/11/2019	149	Misc. Vendors	To reclassify 2018 Blue Shield Refund - EE Share Only	13. Impact		9.87	-8,933.39
Bill	10/14/2019	192870074762	Blue Shield of California	Health Ins 11/01/19 - 11/30/19	13. Impact	803.90		-9,737.29
General Journal	10/20/2019	109		October 1 - 15 Payroll	13. Impact	978.01		-10,715.30
General Journal	10/20/2019	113		October 1 - 15 Retirement	13. Impact	77.35		-10,792.65
General Journal	10/31/2019	117		October 16 - 31 Payroll	13. Impact	993.56		-11,786.21
General Journal	10/31/2019	121		October 16 - 31 Retirement	13. Impact	78.36		-11,864.57
Bill	11/01/2019	0201911815437	Anthem Blue Cross	Health Ins 12/01/19 - 01/01/20	13. Impact	49.85		-11,914.42
Bill	11/13/2019	193170021091	Blue Shield of California	Health Ins 12/01/19 - 12/31/19	13. Impact	1,019.94		-12,934.36
General Journal	11/20/2019	137		November 1 - 15 Payroll	13. Impact	1,193.38		-14,127.74
General Journal	11/20/2019	141		November 1 - 15 Retirement	13. Impact	77.35		-14,205.09
General Journal	11/30/2019	151		November 16 - 30 Payroll	13. Impact	1,204.04		-15,409.13
General Journal	11/30/2019	155		November 16 - 30 Retirement	13. Impact	78.04		-15,487.17
Bill	12/02/2019	0201912806194	Anthem Blue Cross	Health Ins 01/01/20 - 02/01/20	13. Impact	21.42		-15,508.59
Bill	12/16/2019	193500046681	Blue Shield of California	Health Ins 01/01/20 - 01/31/20	13. Impact		1,193.92	-14,314.67
General Journal	12/20/2019	174		December 1 - 15 Payroll	13. Impact	1,193.38		-15,508.05
General Journal	12/20/2019	178		December 1 - 15 Retirement	13. Impact	77.35		-15,585.40
General Journal	12/31/2019	183		December 16 - 31 Payroll	13. Impact	1,193.38		-16,778.78
General Journal	12/31/2019	187		December 16 - 31 Retirement	13. Impact	77.35		-16,856.13
Bill	01/02/2020	0202001806189	Anthem Blue Cross	Health Ins 02/01/20 - 03/01/20	13. Impact	47.44		-16,903.57
Bill	01/14/2020	200140020840	Blue Shield of California	Health Ins 02/01/20 - 02/29/20	13. Impact	215.84		-17,119.41
General Journal	01/20/2020	199		January 1 - 15 Payroll	13. Impact	1,193.38		-18,312.79
General Journal	01/20/2020	203		January 1 - 15 Retirement	13. Impact	77.35		-18,390.14
General Journal	01/31/2020	219		January 16 - 31 Payroll	13. Impact	1,193.38		-19,583.52
General Journal	01/31/2020	223		January 16 - 31 Retirement	13. Impact	77.35		-19,660.87
Bill	02/01/2020	0202002806108	Anthem Blue Cross	Health Ins 03/01/20 - 04/01/20	13. Impact	47.44		-19,708.31
Bill	02/12/2020	200430022242	Blue Shield of California	Health Ins 03/01/20 - 03/31/20	13. Impact	215.84		-19,924.15
General Journal	02/20/2020	237		February 1 - 15 Payroll	13. Impact	1,193.38		-21,117.53
General Journal	02/20/2020	241		February 1 - 15 Retirement	13. Impact	77.35		-21,194.88
General Journal	02/29/2020	246		February 16 - 29 Payroll	13. Impact	1,193.38		-22,388.26
General Journal	02/29/2020	250		February 16 - 29 Retirement	13. Impact	77.35		-22,465.61

First 5 Madera County
13 IMPACT GL Detail YTD
July 2019 through May 2020

Type	Date	Num	Name	Memo	Class	Debit	Credit	Balance
Bill	03/02/2020	0202003806042	Anthem Blue Cross	Health Ins 04/01/20 - 05/01/20	13. Impact	47.44		-22,513.05
Bill	03/16/2020	200760043424	Blue Shield of California	Health Ins 04/01/20 - 04/30/20	13. Impact	215.84		-22,728.89
General Journal	03/20/2020	267		March 1 - 15 Payroll	13. Impact	1,234.14		-23,963.03
General Journal	03/20/2020	271		March 1 - 15 Retirement	13. Impact	79.99		-24,043.02
General Journal	03/31/2020	277		March 16 - 31 Payroll	13. Impact	1,234.14		-25,277.16
General Journal	03/31/2020	281		March 16 - 31 Retirement	13. Impact	79.99		-25,357.15
Bill	04/01/2020	0202004813484	Anthem Blue Cross	Health Ins 05/01/20 - 06/01/20	13. Impact	47.44		-25,404.59
Bill	04/13/2020	201040064037	Blue Shield of California	Health Ins 05/01/20 - 05/30/20	13. Impact	215.84		-25,620.43
General Journal	04/20/2020	292		April 1 - 15 Payroll	13. Impact	1,234.14		-26,854.57
General Journal	04/20/2020	296		April 1 - 15 Retirement	13. Impact	79.99		-26,934.56
General Journal	04/30/2020	306		April 16 - 30 Payroll	13. Impact	1,234.14		-28,168.70
General Journal	04/30/2020	310		April 16 - 30 Retirement	13. Impact	79.99		-28,248.69
Bill	05/01/2020	0202005805977	Anthem Blue Cross	Health Ins 06/01/20 - 07/01/20	13. Impact	47.44		-28,296.13
Bill	05/14/2020	201350018085	Blue Shield of California	Health Ins 06/01/20 - 06/30/20	13. Impact	215.84		-28,511.97
General Journal	05/20/2020	322		May 1 - 15 Payroll	13. Impact	1,234.14		-29,746.11
General Journal	05/20/2020	326		May 1 - 15 Retirement	13. Impact	79.99		-29,826.10
General Journal	05/31/2020	339		May 16 - 31 Payroll	13. Impact	1,234.14		-31,060.24
General Journal	05/31/2020	343		May 16 - 31 Retirement	13. Impact	79.99		-31,140.23
Total Human Resources- Eval. Officer						32,344.02	1,203.79	-31,140.23
Total 721462 · Prof. & Specialized Serv						32,344.02	1,203.79	-31,140.23
Total CATEGORY 3 EVALUATION COSTS						32,344.02	1,203.79	-31,140.23
TOTAL						**384,799.39**	**157,713.05**	**-227,086.34**

Administered by Madera County Children & Families Commission

PUBLIC NOTICE
OF A PUBLIC HEARING

Subject:	**First 5 California 2018-2019 Annual Report**
When:	Wednesday, August 5, 2020
Where:	Due to COVID 19, the meeting will be held online.

Information on how to access the meeting online can be found 72 hours in advance at: www.First5Madera.org/commission-meetings

Time:	8:00 a.m. - 10:00 a.m. During the regular scheduled First 5 Madera County Commission meeting

The First 5 California 2018-2019 Annual Report is available for public review. Copies of the annual report may be found online at http://www.ccfc.ca.gov/pdf/about/budget_perf/annual_report_pdfs/Annual-Report-18-19.pdf Or obtained a hard copy by calling the First 5 Madera County office at 559-675-4012.

NOTICIA AL PÚBLICO
DE UNA AUDIENCIA PUBLICA

Referente:	**Reporte Anual 2018-2019 de Primeros 5 California**
Cuándo:	miércoles 5 de agosto del 2020
Dónde:	Debido al COVID-19, la junta se llevará a cabo en línea. Información de cómo acceder la junta se puede encontrar con 72 horas de anticipación en: www.First5Madera.org/commission-meeting
Hora:	8:00 a.m. - 10:00 a.m. Durante la junta fijada por la Comisión de Primeros 5 del Condado de Madera

El Reporte Anual 2018-2019 de Primeros 5 de California está disponible al público. Copia del reporte anual se puede encontrar en línea: http://www.ccfc.ca.gov/pdf/about/budget_perf/annual_report_pdfs/Annual-Report-18-19.pdf
O llamando a la oficina de Primeros 5 del Condado de Madera al 559-675-4012

FIRST 5 CALIFORNIA

2018-19 Annual Report

Our Mission

Convene, partner in, support, and help lead the movement to create and implement a comprehensive, integrated, and coordinated system for California's children prenatal through 5 and their families. Promote, support, and optimize early childhood development.

Our Kids Our Future: Investing for 20 Years in California's Children

2018–19 | First 5 California Annual Report

FIRST 5 CALIFORNIA COMMISSION MEMBERS

George Halvorson, Chair
Appointed by the Governor

Lupe Jaime-Mileham, Vice Chair (Member until September 2019)
Appointed by the Governor

Molly Munger, Vice Chair
Appointed by the Speaker of the Assembly

Alejandra Campoverdi (Member until December 2018)
Appointed by the Senate Rules Committee

Jackie Majors
Appointed by the Speaker of the Assembly

Mayra Alvarez
Appointed by the Governor

Muntu Davis
Appointed by the Governor

Monica Fitzgerald
Appointed by the Senate Rules Committee

Shana Hazan
Appointed by the Senate Rules Committee

Ex-Officio Member:

Mark Ghaly
Secretary of the California Health and Human Services Agency

Kris Perry, Designee
Secretary of the California Health and Human Services Agency

Michael Wilkening (Member until March 2019)
Secretary of the California Health and Human Services Agency

Jim Suennen, Designee (Member until January 2019)
Secretary of the California Health and Human Services Agency

Message from the Executive Director

The 2018–19 Annual Report highlights the breadth of First 5 California's mission, our shared work with First 5 counties, and our laser focus on children. The report demonstrates First 5 California's commitment to improving outcomes for children through investments in the following key areas: 1) informing and supporting families on the early brain science demonstrating the power of talking, reading, and singing to their children; 2) advocating at the local, state, and federal levels for policies and funding to support the state's youngest children and their families; and 3) developing a system of quality early childhood education and care. The report also outlines our county partner investments in the key areas of First 5's mission: improving child development, child health, and family functioning.

As we enter a new decade, First 5 California is excited to move forward with implementing its new strategic plan, which was adopted by the Commission in 2019. The 2019–24 Strategic Plan provides a road map for investments, partnership strategies, and advocacy to achieve First 5 California's vision, mission, and goals. First 5 California's mission is to "convene, partner in, support, and help lead the movement to create and implement a comprehensive, integrated, and coordinated system for California's children prenatal through 5 and their families." Each child deserves a strong start in life, and accomplishing this mission is only possible through the hard work of our dedicated staff, partners, and First 5 county commissions operating to bring valuable services and effective systems to children and their families.

Highlighted throughout this report are the accomplishments and collaborative efforts at both the state and local levels. They include:

- The continued success of the *Talk. Read. Sing* ® (TRS) public education campaign to inform parents and the public about the importance of early brain development through positive verbal engagement with young children. The most recent California Health Interview Survey indicates nearly 90 percent of California parents recognize the campaign and its message. Parents who have seen the TRS campaign messages are 2.9 times as likely to read to their children at least three times per week.
- First 5 IMPACT funding has increased quality improvement support to approximately 7,558 early learning and care programs serving 426,635 children statewide and represents a *96 percent* increase over the last three years for sites participating in Quality Counts California, the state's quality rating and improvement system.
- Last year, First 5's stepped up to support communities devastated by wild fires, supporting families as they got back on their feet. Below are two examples of this good work:
  - » First 5 Butte County was heavily involved in relief efforts both during and after the Camp Fire disaster. Within months of the fire, they convened a childcare taskforce to restore child care services and ensure a focus on trauma responsiveness.
  - » First 5 Shasta County provided tens of thousands of dollars in Wildfire Recovery Grants to help child care providers rebuild, and help children and families recover from the trauma of the fires in their community.
- Together, First 5 California and our advocacy partners continue to work toward enhancing paid family leave both to provide new parents the opportunity to bond with their children, and for all Californians to care for family members in times of crisis. Guaranteed job protections, adequate wage replacement, and increased leave availability are all necessary enhancements to make Paid Family Leave accessible to all of California's working families.

With 2019 as a key transition year across California leadership, we have renewed our commitment to the principles that have guided our service to the youngest Californians over the last 20 years. Our partnerships with the Governor, Legislature, First 5 county commissions, and all those who passionately advocate for kids and families provide a constant source of renewed optimism that California will lead the way to ensuring all children have the opportunity to thrive. I am grateful to be part of the early learning and care community who are dedicated to improving the lives of young children.

CAMILLE MABEN
EXECUTIVE DIRECTOR, FIRST 5 CALIFORNIA

Table of Contents

ENSURING CALIFORNIA'S CHILDREN RECEIVE THE BEST START IN LIFE AND THRIVE 7
Proposition 10 And The Legacy Of First 5 California 7
Strategic Plan 7
Building Public Will And Investment 8
Accountability: Funding and Audit Results 9
Legislative and Budget Engagement 10

SERVING CALIFORNIA'S YOUNG CHILDREN, PARENTS, AND TEACHERS 13
Four Result Areas 13
Exhibit 1: Total Number of Services Provided to Children Ages 0 to 5 and Adults in FY 2018–19 Across Result Areas 13
Exhibit 2: Total Expenditures for Children Ages 0 to 5 and Adults in FY 2018–19 by Result Area 13

FIRST 5 COUNTY COMMISSION PROGRAM RESULT AREAS 15
Improved Family Functioning 15
Exhibit 3: Family Functioning—Total Number of Services Provided to Children Ages 0 to 5 and Adults in FY 2018–19 By Service 15
Exhibit 4: Family Functioning—Distribution of Expenditures for Children Ages 0 to 5 and Adults in FY 2018–19 By Service 15
Improved Child Development 15
Exhibit 5: Child Development—Total Number of Services Provided to Children Ages 0 to 5 and Adults in FY 2018–19 By Service 16
Exhibit 6: Child Development—Distribution of Expenditures for Children Ages 0 to 5 and Adults in FY 2018–19 By Service 16
Improved Child Health 16
Exhibit 7: Child Health—Total Number of Services Provided to Children Ages 0 to 5 and Adults in FY 2018–19 By Service 16
Exhibit 8: Child Health—Distribution of Expenditures for Children Ages 0 to 5 and Adults in FY 2018–19 By Service 17
Improved Systems Of Care 17
Exhibit 9: Systems of Care—Distribution of Expenditures in FY 2018–19 by Service 17
Populations Served 17

CHILD DEVELOPMENT FOCUS 19
First 5 Impact 19
Quality Counts California 19
Small County Augmentation 20
Educare 21
Funded Research 22
Dual Language Learner Pilot 23
PARENT SUPPORT FOCUS 25
Parent Website 25
Social Media 25
Kit for New Parents 25
First 5 Express 25
Talk. Read. Sing.® Success 26
Tobacco Cessation 26
Exhibit 10: California's Smokers' Helpline—Education Level of Participants in FY 2018-19 27
Exhibit 11: California's Smokers' Helpline—Race/Ethnicity of Participants in FY 2018-19 27
TEACHER EFFECTIVENESS FOCUS 29
Training And Technical Assistance Infrastructure Development 29
Support For Effective Interactions 29
FIRST 5 COUNTY COMMISSION HIGHLIGHTS 30
APPENDIX A: NUMBER OF SERVICES AND EXPENDITURES BY RESULT AREA AND SERVICE TYPE, FY 2018-19 53
APPENDIX B: FIRST 5 CALIFORNIA RESULT AREAS AND SERVICES 54
REFERENCES 56

Ensuring California's Children Receive the Best Start in Life and Thrive

PROPOSITION 10 AND THE LEGACY OF FIRST 5 CALIFORNIA

In 1998, California voters passed Proposition 10—the California Children and Families Act (the Act)—and declared the importance of investing in a better future for California's youngest children. For two decades, the California Children and Families Commission (First 5 California) has promoted standards of quality child care and invested in the development of programs and services emphasizing improvement in early education, child care, child health and development, research, and community awareness.

STRATEGIC PLAN

In April 2019, First 5 California adopted its new Strategic Plan 2019–2024, providing a blueprint for the State Commission's investments and the agency's primary programs, partnerships, services, outreach efforts, and advocacy. The Plan builds on the strengths of First 5 California's 2014 Strategic Plan, while reflecting current direction from the Commission. It also incorporates in-depth input and feedback from First 5 county commissions, numerous stakeholder groups in early childhood education and health, partner state agencies, and California families.

First 5 California's administrative resources and declining revenues are key challenges for the Commission's future work. Despite these challenges, however, its efforts and investments strive to be the most impactful and achievable. The Commission continues to support and advocate for the strong start young children deserve to optimize early childhood health and education.

A fundamental objective of First 5 California remains to ensure all parents of newborns in this state, and particularly those living in poverty, receive critical information about early brain development in their babies' first months and years of life, along with comprehensive information about what they can do to shape and enhance their children's physical, emotional, and educational well-being and future.

The vision of First 5 California is for all of the state's children to receive the best possible start in life and thrive. The agency seeks to realize this vision by working on behalf of California's children, prenatal through age 5, and their families to create a comprehensive, integrated, culturally competent, and equitable system that optimizes early childhood development. First 5 California's mission is to serve as a convener and partner that both supports and leads the movement to create and implement this system.

The agency's work is driven by its values, including a commitment to equity, collaboration, civic engagement, accountability, and sustainability. The agency's efforts are focused within the Plan on three strategic priority areas derived from the Act: Child Health, Child Development, and Family Functioning. The Plan also outlines three supportive strategies that represent the primary work and key activities that will be developed and implemented by First 5 California: Children and Families, Community Partners, and Policy and Systems.

For more information about the Strategic Plan, please go to First 5 California's website at **http://www.ccfc.ca.gov/pdf/about/budget_perf/F5CA_StrategicPlan_2019-24.pdf**.

BUILDING PUBLIC WILL AND INVESTMENT

First 5 California's Children's State Policy Agenda guides the agency's efforts to advocate for the strong start all children deserve, with an emphasis on optimizing early childhood development and reducing childhood poverty for children prenatal through age 5 and their families. The Commission's 2019–20 Policy Agenda reflects First 5 California's commitment in its Strategic Plan to participate and lead in the area of civic engagement, and the recognition of the Commission's responsibility to the people of California to ensure the wise and effective use of public funds.

In its 2019–2024 Strategic Plan, First 5 California continues its commitment to engage and lead in building public will and investment to support the optimal wellbeing and development of children prenatal through age 5, their families, and communities. The Strategic Plan also recognizes First 5 California must engage in partnerships with First 5 county commissions, stakeholders, and other allies from local to federal levels in order to be successful in institutionalizing efforts to advance child-centered policies and increase these crucial investments.

First 5 California serves as a convener and partner in state policy conversations, collaborating with First 5 county commissions, state agencies, stakeholders, and other advocates to convene, align, support, and strengthen statewide advocacy efforts to realize shared goals. First 5 California continued to expand its policy and advocacy engagement in 2019, guided by its Policy Agenda. The Policy Agenda is focused on the following four areas the Commission identified as its top state policy priorities, including targeted goals within each priority area to achieve a seamless statewide system of integrated and comprehensive programs for children and families:

Resilient Families and Communities

- Support effective parent education and engagement, including parent engagement on child brain development and *Talk. Read. Sing.*®
- Support sustainability of Family Resource Centers and other comprehensive community hubs for integrated services for children and families
- Increase supports for breastfeeding, paid family leave, and baby-friendly policies for all families in all settings
- Expand voluntary home visiting programs

Child Health

- Protect children and families' access to health care, and support coordination across the health care system to ensure affordable and comprehensive health insurance coverage and services for every child and mother, prenatal through age 5

- Support and promote universal developmental screenings, assessment, referral, and treatment

Early Learning

- Expand access to quality early care and education programs for children ages 0 to 3
- Support implementation of high-quality universal preschool access for all low-income four-year-old children, and high-quality transitional kindergarten and kindergarten statewide
- Define, measure, and achieve learning readiness for all California children prior to kindergarten
- Support a high-quality early learning workforce through strengthened qualifications, compensation, stability, diversity, and robust professional development systems
- Promote statewide access to and participation in successful quality improvement systems

First 5 Revenue

- Promote inclusion of funding for children ages 0 to 5 and their families in existing and new revenue policy discussions
- Promote regulation of tobacco-related products, including electronic cigarettes, and sustainability of licensing and enforcement programs
- Promote inclusion of funding for prenatal and 0 to 3 two-generation prevention strategies in Proposition 64 Memorandum of Understanding for prevention dollars

ACCOUNTABILITY: FUNDING AND AUDIT RESULTS

Under the Act, the California Department of Tax and Fee Administration collects an excise tax levied on all tobacco products and deposits the revenue into the California Children and Families Trust Fund, allocating 20 percent to First 5 California and 80 percent to county commissions. In FY 2018–19, First 5 California received $68.1 million and county commissions received $272.5 million.

The amount of funding allocated annually to each county commission is based on the annual number of births in the county relative to the total number in the state. Each county must prepare an annual independent audit subject to guidelines prepared by the State Controller's Office. The counties invest their dollars in locally designed programs, as well as in First 5 California's statewide programs as match funding. First 5 county commissions use their funds to support local programs in four result areas:

- Improved Family Functioning
- Improved Child Development
- Improved Child Health
- Improved Systems of Care

First 5 California's Program Management Division and Administrative Services, Evaluation, Executive, Communications, External and Governmental Affairs, Fiscal Services, Contracts and Procurement, and Information Technology Offices provide staff support for the following functions, operations, and systems:

- Fiscal management of the California Children and Families Trust Fund
- Tax revenue disbursements to county commissions
- Audits and annual fiscal reports
- Local agreement and program disbursement management
- Public education and outreach
- Evaluation of First 5 California programs
- Procurement and contract management
- Workforce recruitment and development
- Information technology
- Business services
- Legislative advocacy efforts

The administration of these and other programs is consistent with all applicable State and Federal laws, rules, and regulations. The State Controller's Office conducts an annual review of the 58 county commissions' independent audits. In October 2018, the Controller published its review of the counties' audits for FY 2016–17, summarizing several findings contained in the local audits, but did not deem any of them significant enough to withhold funding. Audits can be viewed on First 5 California's website

at **http://www.ccfc.ca.gov/pdf/about/budget_perf/annual_report_pdfs/etc/AR_SCO_Audit_Report_2016-2017.pdf.**

LEGISLATIVE AND BUDGET ENGAGEMENT

First 5 California continued to garner awareness of the importance of First 5-funded programs and significant state-level support for its Children's Policy Agenda goals from policymakers, advocacy partners, and other stakeholders during the 2019 state legislative and budget session. By expanding the reach of First 5 California's policy education efforts, deepening its advocacy partnerships, and continuing its commitment to shared priorities with its partners and leaders in the Legislature and the Administration, significant gains were made in each priority area.

The year 2019 marked the first year of Governor Gavin Newsom's Administration, and with the new Administration came significant budget wins for the state's youngest children and their families. Through shared advocacy efforts between First 5 California and its early childhood education and care partners and leaders in the Legislature, over $2 billion in early childhood investments were included in Governor Newsom's inaugural Budget Act for the 2019–20 year. First 5 California and the Early Care and Education (ECE) Coalition were successful in advocating for an expansion in child care access, crucial facilities and workforce development infrastructure, and a new early childhood funding stream derived from Proposition 64 marijuana revenues.

In addition to putting forth a robust Parents Agenda that prioritizes strategic investments in California's child care and early learning system, paid family leave, home visiting, developmental and trauma screenings, cash assistance to families with children, and child savings accounts, Governor Newsom reaffirmed in his first Budget his long-term commitment to children's issues by establishing key infrastructures to ensure a comprehensive, sequenced, and thoughtful policy approach. This infrastructure includes the call for a Master Plan for Early Learning and Care to guide the state's investments in early childhood education and family strengthening supports; the establishment of an Early Childhood Policy Council to advise the Governor, Legislature, and Superintendent of Public Instruction on statewide early learning and care policy; and the formation of a Paid Family Leave Task Force to develop recommendations for how to expand Paid Family Leave to allow all California babies to be cared for by a parent or close relative for up to six months by 2021–22.

The year 2019 was an active year for policies supporting young children and families, and First 5 California once again sponsored legislation. After facilitating an 18-month stakeholder workgroup process to develop policy recommendations, First 5 California co-sponsored AB 125 (McCarty) and SB 174 (Leyva) with the Child Care Resource Center (CCRC) and EveryChild California to establish a single regionalized state reimbursement rate system—called the Child Care Stabilization Formula—for child care, preschool, and early learning services. Together, the

bills would adopt a policy for a sequenced approach that takes steps toward ensuring all child care providers and teachers are fairly and competitively compensated. AB 125 and SB 174 remain alive as two-year bills to allow time for the Administration to review the policy recommendations proposed by the legislation and determine how they fit into the Master Plan for Early Learning and Care.

First 5 California also co-sponsored AB 324 (Aguiar-Curry), the Dion Aroner Child Care Workforce Act of 2019, with CCRC and the Service Employees International Union (SEIU), to create streamlined standards for professional support stipends provided under the AB 212 program, based on the early care and education field's best practices to support teacher professional development and higher education attainment, and expand these stipends to more providers. First 5 California staff were pleased to see the 2019–20 Budget Act adopt part of the policies of AB 324, designating $195 million for the Early Learning and Care Workforce Development Grants Program and developing guidelines for the use of funds. Unfortunately, the remaining goal of requiring the California Department of Education to create guidelines for the use of AB 212 funds that align to the standards governing the new Workforce Development Grants was not included as part of the Budget Act, and AB 324 was held in the Senate. First 5 California and the California Department of Education have committed to work together in the coming year to achieve this goal administratively.

In follow-up to First 5 California's 2017 sponsor bill, SB 63 (Jackson), which expanded paid family leave job protections, this year First 5 California co-sponsored SB 135 (Jackson) with Legal Aid at Work and the California Employment Lawyers Association which would further expand state family leave job protections and create parity between bonding and sick leave eligibility in California. SB 135 also would expand the definition of family members for the purpose of caregiving to include a grandparent, grandchild, sibling, parent-in-law, child-in-law, or "designated person," to allow for diverse caregiving needs and multigenerational families. This legislation would ensure more California workers who have been paying into the Paid Family Leave insurance program are able to take leave without risk of losing their jobs or

their health insurance. SB 135 remains alive as a two-year bill to allow time for the Governor's Paid Family Leave Task Force to develop their recommendations on the future and sequencing of California's family leave policies. The Task Force is slated to release their recommendations in January 2020 which will cover a variety of issues, including job protections.

First 5 California is committed to building on its 2019 advocacy achievements by continuing to strengthen its partnerships with stakeholders, and its efforts to build policymakers' knowledge base and investment in shared priorities. Capitalizing on the momentum and commitment to early childhood education and care from the Administration and the Legislature, First 5 California staff and partners pledge to work with the Administration, State Superintendent of Public Instruction, Master Plan for Early Learning and Care and Early Childhood Policy Council teams, and the Legislative Women's Caucus as these entities work together to develop a road map for building a stronger, more comprehensive, high-quality early learning system for all California's children, and determine how best to invest scarce resources in this crucial foundation for lifelong success. In doing so, the agency will continue to build on this year's successes and continue working toward the underlying Strategic Plan goal to ensure all children prenatal through age 5 have the resources, foundation, and systems of support they need to thrive.

Serving California's Young Children, Parents, and Teachers

FOUR RESULT AREAS

First 5 California tracks progress in four result areas to inform evidence-based funding decisions, program planning, and policies:

- Improved Family Functioning
- Improved Child Development
- Improved Child Health
- Improved Systems of Care

These result areas comprise a framework for reporting early childhood investments. This reporting framework provides a statewide overview of the number, type, and costs of services provided to children and adults for a particular fiscal year. Stakeholders can use this information as one source to determine impact and resource allocation from First 5 county commissions statewide.

Exhibit 1 contains the total numbers of services provided to children ages birth to 5 and adults (including primary caregivers and providers) in FY 2018–19 for Improved Family Functioning, Improved Child Development, and Improved Child Health. First 5 county commissions provided a total of 779,068 child services and 688,723 adult services. The distribution of expenditures in these three result areas totals $322 million (Exhibit 2).

The result area, Improved Systems of Care, with expenditures of $83 million, differs from the others. It consists of programs and initiatives that support program providers in the other three result areas. The four result areas combined have total expenditures of $405 million.

Exhibit 1: Total Number of Services Provided to Children Ages 0 to 5 and Adults in FY 2018–19 Across Result Areas

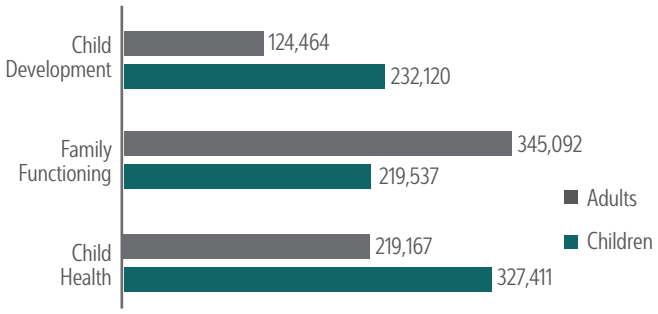

*Totals for Adults include both Primary Caregiver and Provider counts

Exhibit 2: Total Expenditures for Children Ages 0 to 5 and Adults in FY 2018–19 by Result Area

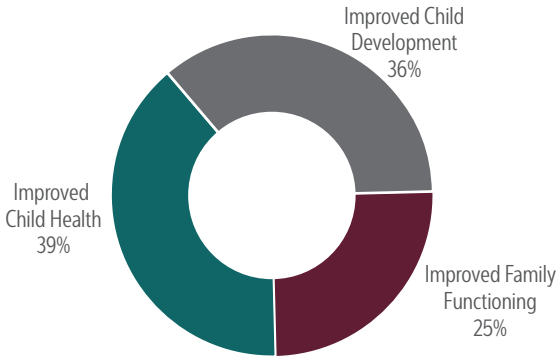

*Adults include both Primary Caregivers and Providers
Source: County Revenue and Expenditure Summary, November 2019

First 5 County Commission Program Result Areas

First 5 county commissions are required to report to First 5 California their annual expenditure and service data on their programs. In collaboration with the First 5 Association, First 5 California developed and adopted guidelines to standardize data collection. Counties report program service data under the four result areas. These data have been aggregated to the State level. Data reported are from programs funded by both county and state First 5 commission dollars (Appendix A) using specific definitions for each result area (Appendix B).

IMPROVED FAMILY FUNCTIONING

Family Functioning includes the categories General Family Support and Targeted Intensive Family Support. Services include instruction on general parenting topics, support for basic family needs and case management, parent education and literacy, referrals to community resources, and assistance for parents and families; and support to schools and educational institutions, nonprofit community-based agencies, government agencies, and private institutions.

In FY 2018–19, First 5 county commissions provided a total of 219,537 services to improve family functioning for children ages 0 to 5, with 196,418 child services in General Family Support and 23,119 child services in Targeted Intensive Family Support.

First 5 county commissions provided a total of 345,092 services to adults (parents, guardians, primary caregivers, relatives, and providers), with 317,378 adult services in General Family Support and 27,714 adult services in Targeted Intensive Family Support. Exhibit 3 displays the numbers of services provided.

First 5 county commissions expended $80 million to improve Family Functioning, with 53 percent of expenditures in General Family Support and 47 percent of expenditures in Targeted Intensive Family Support. Exhibit 4 shows the distribution of expenditures by service category.

Exhibit 3: Family Functioning—Total Number of Services Provided to Children Ages 0 to 5 and Adults in FY 2018–19 By Service

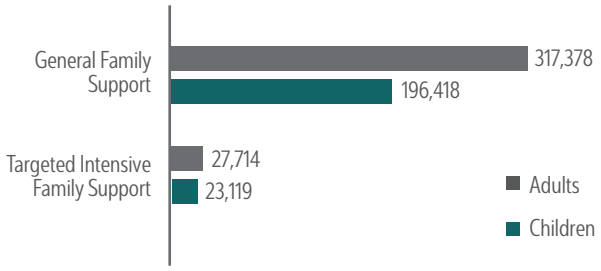

*Totals for Adults include both Primary Caregiver and Provider counts

Exhibit 4: Family Functioning—Distribution of Expenditures for Children Ages 0 to 5 and Adults in FY 2018–19 By Service

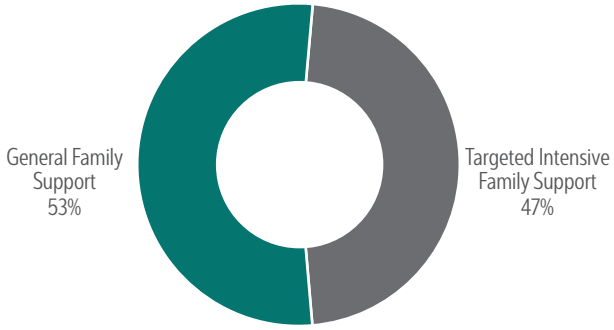

*Adults include both Primary Caregivers and Providers
Source: County Revenue and Expenditure Summary, November 2019

IMPROVED CHILD DEVELOPMENT

Child Development includes the categories Quality Early Learning Supports and Early Learning Programs. Programs include professional development for educators, high-quality preschool, services for diverse populations, and school readiness.

In FY 2018–19, First 5 county commissions delivered 232,120 child development services to children ages 0 to 5, with 186,913 child services in Quality Early

Learning Supports and 45,207 child services in Early Learning Programs.

First 5 county commissions provided 124,464 services to adults (parents, guardians, primary caregivers, relatives, and providers), with 64,209 adult services in Quality Early Learning Supports and 60,255 adult services in Early Learning Programs. Exhibit 5 displays the numbers of services provided.

Exhibit 5: Child Development—Total Number of Services Provided to Children Ages 0 to 5 and Adults in FY 2018–19 By Service

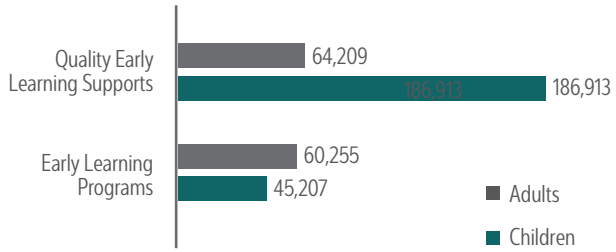

*Totals for Adults include both Primary Caregiver and Provider counts

In FY 2018–19, county commissions expended $117 million to improve Child Development, with 66 percent of expenditures in Quality Early Learning Supports and 34 percent of expenditures in Early Learning Programs. Exhibit 6 shows the distribution of expenditures by service category.

Exhibit 6: Child Development—Distribution of Expenditures for Children Ages 0 to 5 and Adults in FY 2018–19 By Service

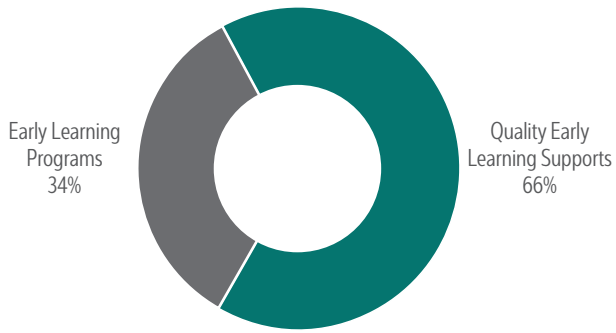

*Adults include both Primary Caregivers and Providers
Source: County Revenue and Expenditure Summary, November 2019

IMPROVED CHILD HEALTH

First 5 county commissions fund a variety of Child Health services that promote identification, treatment, and elimination of risks that threaten health and cause developmental delays and disabilities. First 5 Child Health services are far-ranging and include the categories General Health Education and Promotion, Perinatal and Early Childhood Home Visiting, Prenatal and Infant/Toddler Pediatric Support, Oral Health Education and Treatment, and Early Intervention.

In FY 2018–19, First 5 county commissions provided a total of 327,411 child services designed to improve Child Health to children ages 0 to 5, with 31,880 child services in General Health Education and Promotion, 40,947 in Perinatal and Early Childhood Home Visiting, 3,675 in Prenatal and Infant/Toddler Pediatric Support, 116,800 in Oral Health Education and Treatment, and 134,109 in Early Intervention.

First 5 county commissions provided 219,167 services to adults (parents, guardians, primary caregivers, relatives, and providers), with 64,308 adult services in General Health Education and Promotion, 57,748 in Perinatal and Early Childhood Home Visiting, 2,790 in Prenatal and Infant/Toddler Pediatric Support, 35,364 in Oral Health Education and Treatment, and 58,957 in Early Intervention. Exhibit 7 displays the numbers of services provided.

Exhibit 7: Child Health—Total Number of Services Provided to Children Ages 0 to 5 and Adults in FY 2018–19 By Service

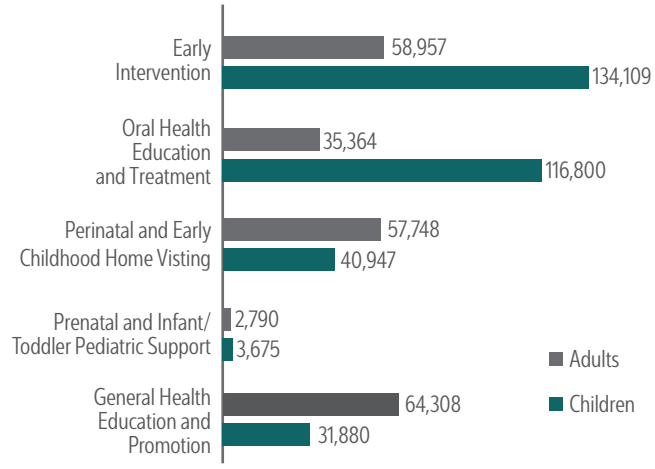

*Totals for Adults include both Primary Caregiver and Provider counts

In FY 2018–19, county commissions expended $126 million to improve Child Health, with 7 percent of adult services in General Health Education and Promotion, 48 percent in Perinatal and Early Childhood Home Visiting, 2 percent in Prenatal and Infant/Toddler Pediatric Support, 11 percent in Oral Health Education and Treatment, and 32 percent in Early Intervention. Exhibit 8 shows the distribution of expenditures by service category.

Exhibit 8: Child Health—Distribution of Expenditures for Children Ages 0 to 5 and Adults in FY 2018–19 By Service

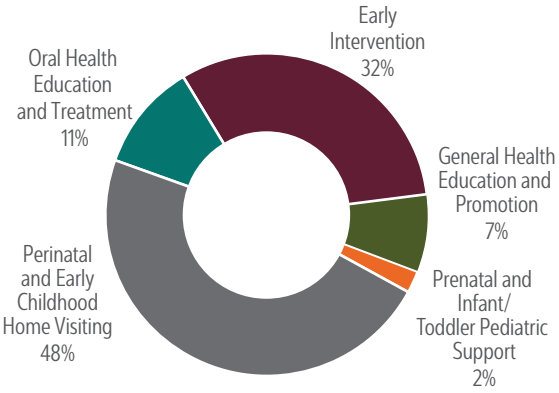

*Adults include both Primary Caregivers and Providers
Source: County Revenue and Expenditure Summary, November 2019

IMPROVED SYSTEMS OF CARE

Systems of Care addresses system-wide structural supports as county commissions effectively work toward achievement in the result areas of Family Functioning, Child Health, and Child Development. For example, interagency collaboration allows coordinated wrap-around efforts from multiple organizations providing targeted services. Since this result area is at a systems level, counties do not report numbers of children and adults served. Expenditure data indicate that for FY 2018–19, county commissions expended $83 million to improve Systems of Care (Exhibit 9), with 40 percent toward Policy and Public Advocacy, and 60 percent of expenditures toward Program and Systems Improvement Efforts.

Exhibit 9: Systems of Care—Distribution of Expenditures in FY 2018–19 by Service

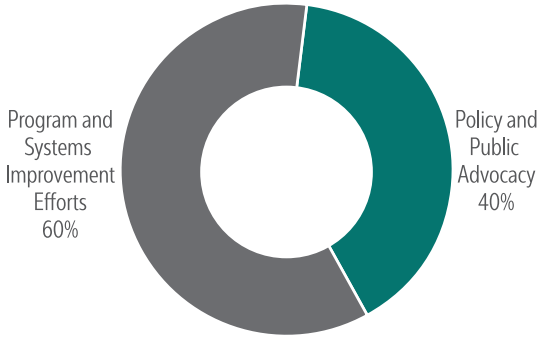

Source: County Revenue and Expenditure Summary, November 2019

POPULATIONS SERVED

Statewide, 30 percent of children served were under 3 years old, 45 percent were ages 3 to 5 years old, and 25 percent were ages unknown. Adults included Primary Caregivers such as parents and other family members (93 percent), and Providers (7 percent). With respect to primary language of children served, services were provided to English speakers 62 percent of the time and to Spanish speakers 32 percent of the time. While children and adults from all race/ethnic groups received services, for those with a reported race/ethnicity, Latinos were the largest recipient group (55 percent), followed by Whites (18 percent).

Child Development Focus

FIRST 5 IMPACT

First 5 California completed the fourth year of First 5 IMPACT (Improve and Maximize Programs so All Children Thrive), a five-year, $190 million investment that provides funding for the implementation of local quality rating and improvement systems (QRIS). Specifically, First 5 IMPACT supports the improvement of quality early learning and care settings across the entire continuum—from alternative settings and family, friend, and neighbor care, to family child care homes, centers, and preschools. Building on the previous success of California's Race to the Top-Early Learning Challenge grant, First 5 IMPACT supports a network of local quality improvement efforts, forges partnerships with all 58 counties via 48 consortia, builds on past First 5 California programs, and aligns with and leverages federal, state, and local investments.

For FY 2018–19, local consortia participating in First 5 IMPACT reported over 6,000 sites, or approximately 79 percent of all sites participating in QRIS, were supported in full or in part with First 5 IMPACT funding.

Regional Coordination and Training and Technical Assistance Hubs (Hubs) continue to be a central source of support for consortia. Funded through First 5 IMPACT, Hubs support efficiencies in data collection and data systems, assessor management for rating and assessment tools, and provide assistance with local and regional training needs.

In addition to regional Hubs and First 5 California staff, ongoing support for the implementation of First 5 IMPACT is provided through a contract with the WestEd Center for Child and Family Studies. In FY 2018–19, contract work continued to focus on systems building and alignment, support for the work of the Hubs, developing a QRIS website and communications plan, and supporting the Quality Counts California system in informing the Governor's direction and prioritization of early learning and care.

In July 2019, the First 5 California Commission approved $103 million over three fiscal years (2020–21 through 2022–23) to continue First 5 California's efforts to expand statewide participation in Quality Counts California through IMPACT 2020. IMPACT 2020 will focus on underserved and high need populations by prioritizing settings that do not receive other state or federal funding such as family child care provider; family, friend, and neighbor care; and other private market settings serving vulnerable populations such as infants and toddlers, and families who receive vouchers.

QUALITY COUNTS CALIFORNIA

Quality Counts California (QCC) is a statewide system of locally-implemented Quality Rating and Improvement Systems (QRISs) that provide resources and support to early learning and care providers so they can create engaging and effective experiences that help children grow and thrive. California's statewide QRIS, QCC, is funded in large part by First 5 IMPACT, in addition to state and federal funding administered by the California Department of Education (CDE). QCC has created partnerships between state and local entities through the QCC Consortium. The QCC Consortium includes local lead agencies, representatives of First 5 California and the CDE. Through this partnership, state and local leaders are able to come together to discuss topics and issues related to local and state level QRIS implementation.

All early learning sites participating in QCC, report using the statewide common data file, which is inclusive of all of the state's QRIS funding streams. This data provides First 5 California and the CDE an efficient and collaborative method for receiving information about each county participating in QRIS. As of June 30, 2018, there were over 7,500 participating QRIS sites across the state, an 11 percent increase from the previous fiscal year. Of the total, 54 percent were centers, 36 percent were family child care homes, and 10 percent were alternative sites such as libraries, home visiting programs, family resource centers, and family, friend, and neighbor providers.

Local consortia reported QCC has provided a statewide common effort and unified vision for improving the quality of early learning sites in the state, and most identified great success in the areas of provider participation in training and professional development, maintaining strong collaborative

partnerships, and programs and providers valuing participation in quality improvement efforts. Local consortia also identified the regional Training and Technical Assistance Hubs as very effective in facilitating communication across consortia, offering high-quality trainings that meet the needs of local consortia, and supporting the use of data to guide continuous quality improvement decisions.

In addition to First 5 IMPACT and CDE Block Grant funding, consortia continue to report new or leveraged funding sources identified to support QCC. Those include county sales tax ballot measures, city/county funds, higher education partners, private foundations/philanthropy organizations, and other federal funding sources (Head Start, Early Head Start-Child Care Partnership Grant, and more).

Throughout FY 2018–19, the QCC website has continued to expand, adding audience specific webpages, a calendar of events, county specific profile pages, and an expanded format for formal messaging around the importance of quality early learning. The QCC website continues to add information regarding local QRIS efforts to support early learning providers, and connections to local resource and referral agencies for parents and families looking for quality child care. In addition to website expansion, the QCC Digital Development and Communication Team convened a group of stakeholders to develop a statewide definition of quality, "Quality early learning and care means learning environments, relationships, interactions, and activities that support all children's growth and development to prepare them for success in school and life."

In the upcoming fiscal year, the QCC Consortium will continue to increase their implementation capacity to include additional local providers in QRIS, increase efforts to message locally and statewide about the importance of high-quality early learning and care programs, and refine other aspects of the system to maximize available funding and create efficiencies statewide.

For more information on QCC, visit the website at **https://qualitycountsca.net/**.

SMALL COUNTY AUGMENTATION

In the Small Population County Funding Augmentation (SPCFA) program, First 5 California provides supplemental funding above the legislated allocation of annual tax revenues to First 5 commissions in 20 counties with the smallest proportion of statewide births.

Initiated in FY 1999–2000, the First 5 California Commission provided funding of up to $200,000 to small population counties to help ensure the implementation of the California Children and Families Act (Proposition 10) as a statewide effort. On January 26, 2017, the State Commission approved an annual investment of up to $8.625 million in additional funding over four years (July 1, 2017–June 30, 2021) for 20 small population county commissions to ensure

core operations and services for children and families in these communities. For FY 2018–19, small counties expended approximately $4.5 million.

In order to participate in SPCFA, counties agree to terms outlined in a Local Assistance Agreement framework to implement successful local systems, measure outcomes, monitor progress, and demonstrate quality improvement in at least one of three focused investment areas of Child Health, Family Support and Strengthening, and Early Learning and Development.

During FY 2018–19, approximately 15,235 children and 10,943 adults received services from SPCFA-funded programs across the 20 SPCFA counties. From most to least common, the percent of counties with programs in each focused investment area was Family Support and Strengthening (44 percent), Early Learning and Development (33 percent), and Child Health (23 percent).

Of the 80 programs implemented with SPCFA funds, 33 percent were evidence-based, 45 percent were evidence-informed, 6 percent were health-focused, and 16 percent were described as "other." All SPCFA counties funded at least one evidence-based or evidence-informed program.

Key evidence-based programs continued to include the Nurturing Parents Home Visiting Program, Parents as Teachers Home Visiting Program, Raising a Reader, and Positive Parenting Program (Triple P).

EDUCARE

The Educare Quality Early Learning Model[1] provides comprehensive early learning services beginning at birth through preschool. Early brain science demonstrates how early learning services are necessary to narrow the achievement gap for at-risk children so they have the foundation they need to thrive in school and beyond. Research on early brain development demonstrates poverty and toxic stress can negatively impact a child's cognitive development and ability to learn.[2]

California children from low-income families typically enter kindergarten 12 to 14 months behind the national average in pre-reading and language skills.[3] A study conducted by the Frank Porter Graham Child Development Institute at the University of North Carolina at Chapel Hill found that low-income children (including children who are dual language learners)

who enroll in Educare as infants or toddlers enter kindergarten with the same skills as their middle-income peers.[4] The Educare model also supports intensive family engagement to foster strong parent-child relationships, family well-being, and ongoing learning and development for both parents and children.

In 2010, the First 5 California Commission voted to become an inaugural funder in bringing the public-private Educare Quality Early Learning Model to California. The Commission dedicated $6 million to support the launch, operation, and evaluation of the first California Educare centers in Santa Clara and Los Angeles counties. First 5 California's investment in California's two Educare sites funds high-quality classroom elements, which have proven to increase the quality of early learning programs through improved teacher-child interactions.

Through funding from First 5 California and other national, state, and local public and private partners, Educare California at Silicon Valley opened its doors in the 2015–16 school year and serves 168 Santa Clara County-area children and families. The center is co-located with Santee Elementary School, and operates in partnership with First 5 Santa Clara, the Santa Clara County Office of Education Early/Head Start and State Preschool programs, and the East Side Union High School Child Development Program.[5]

Educare of Los Angeles at Long Beach, a public-private partnership lead by Long Beach Unified School District and the Los Angeles Chamber of Commerce, opened its stand-alone facility located on the Barton

Elementary School campus in the Long Beach Unified School District in 2018, after a soft-launch during the 2017–18 school year in its temporary facility. With the opening of Educare of Los Angeles at Long Beach's permanent campus in July 2018, [6] the school now serves 182 students and parents.

FUNDED RESEARCH

California Health Interview Survey

The First 5 California Commission approved $1.7 million to continue funding the California Health Interview Survey (CHIS), conducted by the UCLA Center for Health Policy Research for Fiscal Years 2019–20 and 2020–21. First 5 California is the primary funder of the CHIS Child Questionnaire that collects information from parents on topics, including childcare and preschool participation and perception, positive parenting activities (parents or caregivers reading, singing, going out to play with their children, knowledge of the *Talk. Read. Sing.*® campaign), breastfeeding practices, health status and conditions, child oral health, developmental screening and referrals, languages spoken at home and English proficiency of parent, and receipt and use of First 5 California's *Kit for New Parents*. This funding also supports online public access to CHIS via the AskCHIS data query tool (ask.chis.ucla.edu), AskCHIS Neighborhood Edition mapping (askchisne.ucla.edu), and published research reports (healthpolicy.ucla.edu/chis).

In June 2019, UCLA published the policy brief, *Parental Reading and Singing to California's Young Children—Trends, Predictors, and Association with the Talk. Read. Sing.® Campaign*. Researchers employed multiple statistical methods to analyze CHIS data, 2005 through 2016. Key findings of the study included:

- Nearly 90 percent of parents read and sing to their children three times or more per week.
- A high proportion (87 percent) of parents with children birth through 5 years of age recognize *Talk. Read. Sing.*® campaign messages.
- Parents who had seen *Talk. Read. Sing.*®

campaign messages were 2.9 times more likely to read to their child three days a week or more and 2.3 times more likely to sing to their child three days a week or more, compared to parents who had not seen the messages.

- Parents who are foreign-born or who speak Spanish at home are less likely to read or sing to their young children than both their U.S.-born counterparts and those who do not speak Spanish at home. The *Talk. Read. Sing.*® message remains especially important for these groups.

DUAL LANGUAGE LEARNER PILOT

First 5 California's Dual Language Learner (DLL) Pilot Study is examining culturally and linguistically responsive and effective intentional teaching, family engagement, and professional development strategies for DLLs. First 5 California's investment in the study is approximately $20 million–$7.5 million for the evaluation and $12.5 million to support counties and regions to participate in the evaluation and expand effective practices. The Pilot study is led by a research team at the American Institutes for Research (AIR) and will continue through June 2021.

AIR identified 16 counties in which to conduct the Pilot study, including Butte, Calaveras, Contra Costa, Fresno, Los Angeles, Monterey, Orange, Riverside, Sacramento, San Diego, San Francisco, Santa Barbara, Santa Clara, Sonoma, Stanislaus, and Yolo. The counties were chosen scientifically to ensure diversity of language and age groups across different early learning and care setting type. In 2018–19, AIR interviewed leaders in the 16 study counties and created a brief describing the landscape of policies, practices, and experiences related to serving DLLs in ECE settings through the county-level perspectives. AIR also surveyed site directors from early learning settings, some of which were recommended by the county agencies and others that were randomly

selected, to explore policies and practices at the site level and identify study settings. First 5 California initiated contracts with lead agencies in the 16 counties to support engagement of early learning settings and disseminate incentives to educators and parents participating in the second phase of the study.

The second phase of the study (began summer 2019) looks at how specific instructional and family engagement strategies support child outcomes, with attention to differences in age (infants and toddlers, preschoolers), setting type (family child care, center-based programs, and unlicensed community settings), and language groups (home languages beyond Spanish).

The study will provide information, fill gaps in research, and inform policy about effective and scalable strategies, and the conditions under which they are effective. The findings also inform outreach and education strategies to increase early educators', families', and the public's awareness about the benefits of bilingualism and home language.

Parent Support Focus

PARENT WEBSITE

While first5california.com has historically served as First 5 California's main portal for parent engagement on child health, education, literacy, child development, and smoking cessation, in recent years, it has expanded to incorporate more information about early brain development, including activities, downloadable resources, and links to organizations that support families. In early 2017, new content was integrated into the site to support the launch of the "Smarter Birds" campaign, including tips, information, *Talk. Read. Sing.*® and an array of new brain building activities for babies, toddlers, and preschoolers. In FY 2018–19, the parent site had 216,317 unique visits and 536,230 page views. Building upon the momentum of this campaign, the parent website will be transforming its look and usability in early 2020. It will contain even more information for parents and caregivers.

SOCIAL MEDIA

The parent website also links to multiple social media channels, including Facebook, Instagram, Pinterest, and YouTube. Across most platforms, followers receive regular posts that highlight simple, actionable tips and ideas surrounding early brain development and beyond—everything from activities to words of encouragement. As of June 30, 2019, First 5 California's Facebook audience was at 214,507 followers. Instagram was at 6,433 followers, and Pinterest was at 1,404 followers.

KIT FOR NEW PARENTS

The award-winning *Kit for New Parents* targets hard-to-reach and low-income families, providing key information and resources for first-time parents, grandparents, and caregivers. Handed out at birth, the *Kit* is one foundational resource to support parents with the most important job anyone can succeed at—parenting. The Kit is intended to put crucial materials at a parent or caregiver's fingertips on day one.

Since 2001, First 5 California has distributed the *Kit* free-of-charge to local hospitals, physicians, and community groups to reach new parents. The *Kits* are available in English, Spanish, Chinese, Korean, and Vietnamese.

The *Kit* is a colorful, reusable bag containing a health handbook, a baby board book, a WIC mobile website flyer, a poison control brochure and magnet, and other important information on paid family leave, and literacy and learning. It also features the *Parent Guide*, a resource written in collaboration with UC Berkeley's Health Research for Action. The *Guide* includes tips for parents on keeping their children healthy and safe, developmental milestones, handling emotional and behavioral challenges, finding quality childcare, and much more.

First 5 county commissions are encouraged to add local references and resources to the *Kit* to help inform parents about services in their own communities.

To date, over 5 million *Kits* have been distributed throughout California since 2001, with 177,000 distributed this fiscal year alone.

FIRST 5 EXPRESS

Since 2006, First 5 California's mobile outreach tour, First 5 Express, has traveled to every corner of the state, reaching out to families and caregivers of children ages 0 to 5 in all 58 counties. This interactive exhibit features "Edutainers" who educate parents and caregivers, and entertain children. The Express teaches families about a wide variety of topics, including nutrition, physical activity, oral health, literacy, and most recently, early brain development. In FY 2018–19, the exhibit traveled to 188 schools, libraries, resource centers, community festivals, county fairs, and other family-oriented events. The Edutainers directly engaged with more than 45,518 people who walked away with helpful First 5 resources, including a

branded hand puppet to give parents and caregivers a tool to spark conversation with their young children, bilingual storybooks to help make reading a regular routine, a healthy portions plate to encourage a balanced diet, and age-appropriate musical instruments to bring out the joy of song. Together with the already established *Kit for New Parents*; "Fast, Fresh, and Fun Food from First 5" cookbooks; brain development information; and the First 5 California branded bilingual book, Three Brainy Birds, families were provided resources to reinforce the healthy behaviors they experienced.

TALK. READ. SING.® SUCCESS

First 5 California's *Talk. Read. Sing.*® campaign, prompting parents statewide to take active roles in increasing their children's early brain development, is one of the most successful public health awareness efforts in the nation. A 2019 study and health policy brief from the UCLA Center for Health Policy Research shows 87% of parents of children aged 0 to 5 recognize the messages of this campaign, understanding that engaging with their children in these simple, cost-efficient ways will increase their brain capacity and better prepare them for school and life. Parents who have seen the *Talk. Read. Sing.*® messages are nearly three times more likely to read to their children three or more times per week, and twice as likely to sing to their children three or more times per week. Per this survey, nearly 90 percent of parents read and sing to their children 3 times or more per week.

TOBACCO CESSATION

First 5 California strives to promote the health of children 0 to 5 by targeting practices that pose serious risks to children. A major health risk to young children is exposure to nicotine, tobacco smoke, and e-cigarette liquid and vapor. The California Smokers' Helpline (Helpline) has been funded by First 5 California since the enactment of Proposition 10 to help parents and caregivers of young children quit smoking, educate the public about the harms of tobacco use, and reduce the likelihood babies and young children will develop tobacco related health problems. With the advent of e-cigarettes, First 5 California has expanded the scope of services provided by the Helpline to include cessation and education on e-cigarette dangers to young children.

Parental smoking and exposure to secondhand smoke can cause a multitude of health problems in babies and young children. Smoking and/or vaping during pregnancy exposes the developing baby to nicotine which increases the risk of health problems that can include preterm birth, low birth weight, and birth defects, and can damage a developing baby's brain and lungs. Similarly, exposure to secondhand smoke is particularly dangerous for babies and young children whose lungs are still developing. Health problems that can result in children exposed to secondhand smoke include weakening of their lungs, making them more likely to have ear infections, and breathing problems. Additionally, newborns exposed to secondhand smoke are at an elevated risk for Sudden Infant Death Syndrome (SIDS).

The Helpline provides one-on-one telephone counseling through their toll-free Helpline (1-800-NO-BUTTS for smokers and at 1-844-8-NO-VAPE for vape users). Helpline counselors utilize scientifically validated protocols that have been shown to double the odds of callers quitting smoking successfully. Chat counseling support is available through **www.nobutts.org**. Participants also are provided self-help materials, referrals to local resources, and free nicotine patches, sent directly to their homes. Nicotine patches were sent to 2,549 participants in Fiscal Year (FY) 2018–19. Services through the Helpline are available in English, Spanish, Mandarin, Cantonese, Korean, and Vietnamese.

In FY 2018–19, the Helpline provided services to a total of 3,050 participants. With the completion of the Helpline's development and piloting of the counseling protocol for callers who want to quit vaping, 91 callers enrolled and received counseling to quit vaping. Fact sheets that explain the health consequences of exposing young children to e-liquid and e-cigarette vapor were disseminated and are available as a resource on the Helpline website. The charts below provide a breakdown by education and race/ethnicity of participants.

Exhibit 10 represents the educational levels of participants. The total number of participants was 3,050, of whom 52 did not report their educational level. Of the total, 26 percent had not received a high school diploma, 29 percent had received a high school diploma, 36 percent had some college, and 9 percent had completed a college degree or higher.

Exhibit 10: California's Smokers' Helpline—Education Level of Participants in FY 2018–19

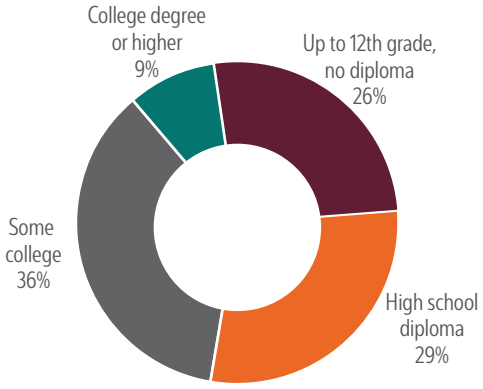

Source: California Smoker's Helpline, October 2019

Exhibit 11 represents the race/ethnicity of participants. The total number of participants was 3,050, of whom 31 did not report their race/ethnicity. Of the total, 2% were American Indian/Alaska Native, 8% were Asian American/Pacific Islanders, 16% were Black/African American, 27% were Hispanic/Latino, 37% were White/Caucasian, 8% were Multi-Ethnic, and 2% were other race/ethnicities.

Exhibit 11: California's Smokers' Helpline—Race/Ethnicity of Participants in FY 2018–19

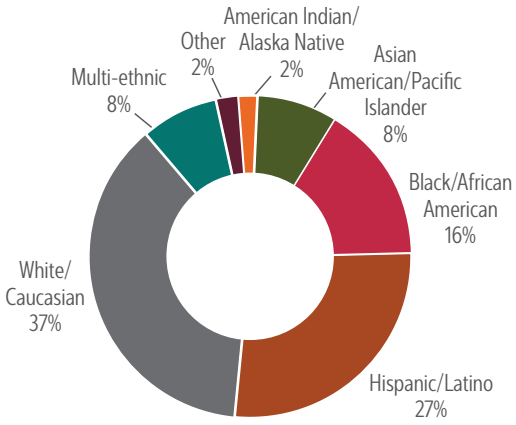

Source: California Smoker's Helpline, October 2019

Nationally, there has been a steady decrease in the number of smokers calling state quitlines, a trend that has been true for the Helpline as well. Expanding the range of services to include vaping and new modalities, such as text and chat, allows tobacco users to access services using the modality that suits them best.

First 5 California funding also supports training of child care providers, preschool teachers, and other classroom staff about the importance of quitting smoking and protecting children from exposure to secondhand smoke. The online tobacco training module, *Kids and Smoke Don't Mix*, is available on the Helpline website and continues to be used by clients and providers. For the year, a total of 178 individuals completed the online training.

In FY 2018–19, First 5 California continued to support the Clinical Effort Against Secondhand Smoke Exposure (CEASE). CEASE trains pediatric practices to screen patients for secondhand smoke exposure and to help smoking parents quit. CEASE has champions at each of four University of California Medical Centers (UC San Diego, UC Davis, UC Los Angeles, and UC San Francisco's Benioff Children's Hospital). These champions oversee ongoing training for pediatric residents to identify and intervene with parents and caregivers who smoke, prescribing quitting aids, and making referrals to the Helpline. During FY 2018–19, the CEASE project generated 337 proactive referrals to the Helpline. During the year, CEASE champions also recruited nine additional outpatient clinics, conducted four webinars or lectures, presented two research abstracts to the American Academy of Pediatrics, and published one article based on this work.

Teacher Effectiveness Focus

TRAINING AND TECHNICAL ASSISTANCE INFRASTRUCTURE DEVELOPMENT

High-quality early childhood education depends on the effectiveness of its workforce. To ensure every educator has access to well-qualified coaches and trainers, First 5 California awarded a $12 million contract (March 2017 through June 2020) to WestEd to partner with state and national experts to promote evidence-based training and continuous quality improvement practices and ensure sustainability within the long-term vision of California's early learning system. In 2018–19, this funding enabled:

- Zero to Three, i3 Institute, and University of Florida to train and provide ongoing support to 69 local, regional, and state leaders on how to facilitate Communities of Practice (CoP) protocols and processes. CoPs are designed to strengthen integrated systems of communication, promote collaborative partnerships, and advance the implementation of innovative practices to support and sustain equitable child and family outcomes.
- University of Florida, University of Washington, and WestEd to draft a rubric for coaching competencies based on the Early Childhood Educator Competencies for coaching, as well as input from 78 coaches statewide. The rubric and certification process will be piloted in 2020 along with training to support coaches' capacity to meet the standards and improve educators' practice.
- WestEd and First 5 California Environment Rating Scales (ERS) Master Anchors to certify 57 regional Anchors on the ERS family of tools, and facilitated an ongoing virtual peer-to-peer learning community.
- Brazelton Touchpoints Center to develop the first of several storyboards, simulations, and modules for a family engagement toolkit. By early 2020, F5CA expects to launch all five modules of this multi-media, online, research-based professional development toolkit designed to promote caregiver-parent relationships that improve child and family outcomes, and help educators build support for families' protective factors into their everyday practice.

SUPPORT FOR EFFECTIVE INTERACTIONS

Research consistently shows children have positive social-emotional and academic outcomes when they are cared for by educators with specialized training to provide higher quality interactions. First 5 California continued its partnership with Teachstone to help regions build local capacity to offer training on the Classroom Assessment Scoring System® (CLASS®) tool. In 2018–19, 77 trainers became CLASS-certified to support stronger interactions in infant, toddler, and/or PreK early childhood classrooms and nearly 290 observers were certified or recertified to observe interactions using the CLASS tool. In addition, the CLASS-Based Coaching (CBC) program entered its final year and engaged 17 new coaches from across the state to focus on effective adult-child interactions, using CLASS as their coaching lens and language. As a result of this three-year investment, a total of 69 coaches increased their competency to support center-based teachers and administrators, family child care providers, and other coaches. The CBC uses a cohort model where coaches can learn from the wisdom of their peers and Teachstone Specialists provide specific, actionable, and practice-embedded feedback and support using research-based competencies that parallel the CLASS Secondary tool. The program continued to receive accolades from coaches: more than 90 percent reported the CBC program helped increase their confidence and competency as a coach.

First 5 County Commission Highlights

Alameda

First 5 Alameda County uses Results-Based Accountability to measure our contribution to two population-level results, namely, children enter kindergarten ready to learn, and children are free from abuse and neglect. To achieve these results, we focus on creating a more user-friendly early childhood system that addresses structural inequality and socio-economic challenges for families, leverages parent leadership, and supports capacity building for family service providers. Likewise, our strategies recognize the interplay between equity, place, adult health, and child well-being, and our investments represent a whole-family approach to improving outcomes for children, families, and neighborhoods.

- Neighborhoods Ready for School served more than 2,610 children and caregivers, added or improved more than 9,880 square feet in family-friendly spaces, and added or enhanced nearly 40 early childhood programs or services.
- Help Me Grow helped facilitate nearly 34,000 developmental screenings in pediatric practices, early childhood education (ECE) settings, and community-based organizations, nearly a 60% increase from 2017 to 2018.
- 230 Quality Counts ECE sites served over 10,500 children. 100% of the nearly 140 State Preschool Program sites participated in Quality Counts.

- The Developmental Understanding and Legal Collaboration for Everyone (DULCE) project, a collaboration with the Center for the Study of Social Policy, served nearly 610 children, parents, and other family members.
- To help address families' basic needs, a diaper pilot at two sites distributed 1,350 diaper kits to the families of 230 children. Of children who experienced at least one diaper rash before enrolling in the pilot, nearly 70% had no or less frequent diaper rashes after enrollment.
- More than 600 people attended the Fatherhood Summit at Merritt College.
- Nearly 70 trainings were attended by 1,040 unique providers from the early childhood workforce. Nearly 80% of respondents reported implementing best or promising practices.
- A longitudinal study found that Kindergarten Readiness scores are important predictors of 3rd grade achievement.

Alpine

The First 5 Alpine County Children and Families Commission invests in a variety of services aimed at supporting children prenatal through age five and their families. Primary investments include: Alpine Early Learning Center: The Alpine Early Learning Center (AELC) is the only licensed childcare center serving Alpine families. It provides early care and education to children as young as 8 weeks old, and continues to serve them until they enter transitional or traditional kindergarten.

- In FY 18-19, the program served 28 children ages 0 through 5, and 22 primary caregivers. Busy Bears Playschool: The Busy Bears Playschool is a non-licensed early care and education program serving children as young as 3 months old, all the way through kindergarten. The program offers childcare to working families as well as preschool education to young children to prepare them for successful kindergarten entry. The program operates year-round, and partners with other community service providers to support parent/child craft activity nights, and field trips for the families it serves.
- In FY 18-19, the program served 13 children ages 0 through 5. Choices for Children Parent Education Project: The Choices for Children Parent Education Project provides learner-centered education to parents and caregivers. Workshops center on increasing the knowledge amongst parents and caregivers about research-based children rearing and child development practices, establishing a connection between parents and caregivers within the community, and increased understanding of available community resources.
- In FY 18-19, the program served 28 children ages 0 through 5, and 18 primary caregivers, 5 other family members, and 2 early care and education providers.

Amador

First 5 Amador supports parents as their child's first teacher, investing in early literacy, developmental screening, and overall well-being (dental, physical and mental health). As a result of First 5 Amador's investments in 2018-19, many families of newborns received effective support through a home visit, perinatal mood and anxiety disorder screening and services, and a home literacy program that served more than 60% of age-eligible children in the county. In order to sustain lasting improvements in the lives of the county's youngest, First 5 Amador partners with community organizations, private and public agencies, and caregivers to promote the importance of the first five years,

expand services, and mobilize support for children and their families.

- Bringing back a local collaborative (Kids in Common) to align goals and share lessons learned has re-energized and engaged educators from the pre-K and K-12 systems.
- Amador's family resource centers, located in the unincorporated areas of the county, provide opportunities such as home visiting / case management, food security programs, early learning programs including playgroups and support groups such as the Hispanic Women's Group.
- First 5 Amador continues to spearhead the Amador / Calaveras Perinatal Wellness Coalition, Dental Transformation Grant, and is an active member of the Mental Health Services Act (MHSA) teams, Family Violence Reduction - Child Abuse Prevention and Domestic Violence.
- First 5 Amador's Dad and Me program continues to be a favorite of the community engaging dads, grandfathers, etc. in early learning activities and experiences.
- First 5 Amador manages MHSA funding that supports services for children, ECE providers and families; perinatal wellness screening and clinical services; and community education to address stigma.

As First 5 Amador looks to the future, work will continue to be done in partnership with local organizations and community leaders as we all work to improve the health and development of Amador's young children.

Butte

On November 8, 2018 the deadly and catastrophic Camp Fire began raging through Butte County, consuming the communities of Paradise, Magalia, Concow and Butte Creek Canyon. The fire burned more than 153,000 acres, destroyed nearly 19,000 buildings, and stole 85 lives. The devastation of this tragedy, and the fortitude of the people who survived, will be passed down in storytelling for generations to come. First 5 Butte County is proud of the role it played in helping to support and begin to heal the communities it serves.

While the fire was still raging, First 5 staff brought all available grantees together around a kitchen table at a home in Chico to mobilize efforts to reach out to families with young children. Grantees were provided with a standardized assessment tool to track and record the location and needs of all families on any program roster. First 5 Butte staff quickly revised all grantee scopes of work temporarily, so that program staff would be reassured of continuity of funding, and encouraged partners to work off-scope in the interest of reaching out, and providing crisis support services, to any affected family with young children, regardless of program model or enrollment. First 5 Butte County staff then fanned out across the community to provide support wherever possible. Staff assisted partners and community by:

- Updating the 211 database
- Working at the Local Assistance Center
- Providing logistics support for Public Health in emergency shelters
- Partnering with American Red Cross to fund and coordinate 10 Community Resilience Model workshops
- Attending the Long-Term Recovery Group to coordinate disaster case management
- Convening a child care task force

In the first few months following the disaster, First 5 Butte contributed over $150,000 in program and staff time. The impact of this event has and will alter the funding and programmatic priorities of First 5 Butte, solidifying the focus on trauma responsive and healing centered systems integration.

Calaveras

First 5 Calaveras continues to partner with local and state agencies to strengthen the systems that serve young children. Local Strengthening Families efforts based on the Five Protective Factors continued through partnerships with Prevent Child Abuse Calaveras and Behavioral Health Services (MHSA- Prop 63 funding). Ages & Stages Questionnaire (ASQ)

developmental screenings were provided for children in the child welfare system and staff participated in Child Family Team Meetings. First 5 Calaveras stood strong as the voice for young children in the initial conversations/ meetings that were held focused on prevention services collaboration with Child Welfare Services and other key community partners.

- First 5 joined the newly formed Calaveras Care Team and the Prevention Steering Committee.
- 70 no-cost training sessions for 378 adults were provided for parents, educators, and service professionals on topics centered on resilient and healthy families and trauma-informed practices.
- 164 hours of no-cost counseling was provided to 23 at-risk parents with insurance barriers to assist with their child's emotional/ behavioral development.
- First 5 led the efforts to secure the Cal Works Home Visiting Initiative which awarded funds for a Home Visitor to join the home visiting network of Early Head Start and the First 5 funded Raising A Reader Home Visiting Program (which expands access to quality early education and provides developmental assessments for 30 children that had preschool enrollment barriers).
- Talk Read Sing Calaveras shares messaging through home visitors, library leaders, and early learning providers.
- 1,840 quality books were distributed through Little Free



Libraries, early learning sites, and community events.
- A mini grant supplied two health clinics with books to kick off their Reach Out and Read Program.
- Little Leapers Early Literacy Program engages libraries in providing science, technology, engineering, arts, and math (STEAM) themed activity kits for check out.
- Weekend interactive workshops for parents and children were provided.

Colusa

In FY 2018–2019, First 5 Colusa Children & Families Commission co-facilitated a series of prevention forums with the Colusa County CAPC program. More than fifty participants, representing county agencies, civic leaders, law enforcement, school district leaders and parents, converged together to address the issues facing children and families in Colusa County. Together, they developed a sustainable and viable action plan to address the issues identified. As part of the action plan, First 5 Colusa was identified as a viable source for implementation of the Strengthening Families Framework. First 5 Colusa provided county-wide training on the framework, as well as provided support to twenty-six individuals that became certified as Parent Café Leaders. Parent Cafés will be launched county-wide in FY 2019–2020.

Contra Costa

Following on the previous year's development of a trauma curriculum for providers serving young children, First 5 Contra Costa continued to support a "community of practice" for the cohort of 14 Trauma Fellows representing 12 agencies who completed the training module in the previous year. The Trauma Fellows now practice their new skills through staff development in their agencies, and through local and regional presentations.

- First 5 Contra Costa's Community Engagement program continues to advocate for healthy, safe and equitable communities, particularly in the City of Richmond, where West County Regional Group (WCRG) members in one day assessed 25 Richmond parks on safety, play equipment, maintenance, innovation, and accessibility. The City used the WCRG's assessment results to solicit Prop 68 funds, and to guide the city council and staff in ongoing park improvement priorities. In the City of Concord, the Central County Regional Group joined a broad coalition of community advocates to promote housing security for families with young children.
- The Quality Matters program continues to elevate the quality of early learning programs in the county and welcomed 48 additional sites during this program year.
- First 5 Contra Costa held its second annual Coffee and Kids Policy Breakfast in May with special guest Kris Perry, California Health and Human Services Agency Deputy Secretary and special advisor to the Governor. Over 100 agency and business leaders convened to hear about the new Governor's priorities for early childhood and families in his first proposed budget. Congressman Mark DeSaulnier also updated the gathering on advancements at the federal level.
- First 5 Contra Costa completed extensive renovations on the site of the new East County First 5 Center in Pittsburg. The new Center, one of six locations across the county, will provide developmental playgroups, parent education, literacy promotion, and other activities for over 500 families each year.

Del Norte

First 5 Del Norte had an exciting year across multiple program areas in our efforts to promote and enhance the health, development, and wellness of children and families.

- We were able to bring Teaching Pyramid training to Del Norte early childhood care and education providers. Multiple sites, representing over 150 students, participated in this social and emotional learning training. The training-coaching cycle was appreciated by providers and we are continuing to increase capacity for this program.
- First 5 Del Norte transferred ownership of the Wonder Bus, a long-term mobile early learning program, to a community partner last year. The Wonder Bus is much-loved, but not evidence-based. First 5 Del Norte remains a minor funding partner for the program. To replace this valuable early literacy programming, First 5 Del Norte became an affiliate of Dolly Parton's Imagination Library in late May. In just the last two months of the fiscal year, we enrolled 183 children (over 10% of our 0 to 5 population) in the evidence-based program. Enrollment continues to increase and early feedback from families has been positive.
- In 2019-20, First 5 Del Norte received our first of three years of funding from Mental Health Services Act Innovation fund to develop a parent-support texting program. Working with ParentPowered, we are adapting their existing texting program, Ready4K, to provide connections to local programs and resources; encourage community connections; and boost mental

health and protective factors messaging. The new content for parents of children aged 0 to 12 months launched in December, 2018, with the remaining four years to launch in fall, 2019. The goals of the project are to increase parent capacity to support their child's social-emotional development and school readiness; increase parental resilience, self-care, and access to mental health services; and connect parents to their community and community resources. This project was developed in partnership with parents and service providers as a solution to indirect barriers to early literacy identified in community-based research that began in 2016.

El Dorado

The First 5 El Dorado Children and Families Commission has invested in areas of practice that support parents as their children's first teacher. These investments include:

- Ready to Read at Your Library, an early literacy program operated by local libraries,
- Together We Grow, a program directed at providing families with structured activities to support their child's optimal development,
- High 5 for Quality, a program focused on ensuring early care and education providers have the support needed to increase their quality of care, and
- Children's Health, a program that utilizes health advocates to support access to health and dental care for children and families.

Each of these programs are required to operate within the structure of Community Hubs and to provide services which are aligned with the Strengthening Families Protective Factors framework.

During 2018-2019, a total of 6,445 (duplicated across programs) individuals were provided with First 5 funded services, resulting in the following accomplishments:

- Children from birth through age 5 are read to on a daily basis. Seventy-four percent (74%) of parents served who completed a family survey reported that they or another family member reads with their child each day.
- Children are receiving preventive health care. Ninety-five percent (95%) of parents served who completed a family survey reported that their children ages 0 through 5 had received timely well child visits.
- Children are being screened for developmental delays. A total of 654 children received either an ASQ or ASQ:SE developmental screening.
- Providers are focused on quality early care and education service provision. The High 5 for Quality program supported more early care and education providers this year than last, and of those that participated, 16 sites realized an improvement in their Quality Rating and Improvement System rankings.

Fresno

At First 5 Fresno County we believe that children thrive when their families thrive. This past fiscal year we invested in a number of crucial efforts to support young children and their families including:

Blue Ribbon Equity Panel: In response to the long-standing inequities facing Fresno County African American families, we partnered with the community to create a cross-system, multi-sector Blue Ribbon Equity Panel (BREP) to address larger societal issues that historically have led to African American infant mortality.

- The BREP convened to formulate a plan of action to influence policy and practice changes at multiple layers within families, neighborhoods, larger institutions and social structures which impact the wellbeing of African American families.
- The work and commitments of the BREP shape our underlying approach to community investments, as we seek to lift up and address the challenges unique to African American families, while applying what we learn toward the way we serve all families.

Unified Framework for Success (UFS): In an effort to enhance the broader Fresno County early childhood system of care, we partnered with three key agencies serving young children and families to increase the effectiveness of their internal service systems.

- Through these partnerships, Fresno Unified School District and Fresno County Superintendent of Schools developed action plans to align multiple departments to improve service delivery to families.
- This included piloting a Mid-Level Developmental Assessment model to facilitate early identification of children's needs as well as appropriate linkages to services.
- In addition, our partnership with Fresno County's Department of Social Services expanded the number of Neighborhood Resource Centers (NRCs), with a focus on communities with disproportionately higher rates of child maltreatment. NRCs serve as a hub of prevention and early intervention activities, increasing the access families have to community support.

Glenn

The First 5 Glenn County Children and Families Commission invests in a variety of services under the umbrella of its Little Learners Program. These services support children prenatal through age five and their families. Little Learners: The Little Learners Program provides universal access to

preventative and supportive services designed to increase the skills of parents, and increase healthy social interaction of families. The program has multiple service components, including parenting instruction, supervised visitation, playgroups, oral health services and education, case management for families with complex needs, developmental assessments using the Deveraux Early Childhood Assessment (DECA), referrals to community resources, and trainings for county teachers and professional caregivers.

First 5 Glenn County joined heroic measures in rescuing families from Butte County during the CAMP fire of 2018. Materials and services for displaced families consisted of: vehicles and help in evacuating, housing, tents and setup, phones, gas and transport, meals, formula, bottles, toiletries, clothes, diapers, shoes, blankets, beds, and child activities. Support measures consisted of parent support group; grief, trauma, and loss counseling; child playgroups; grandparents/parenting coffee meetings, increased Adult Education/Parenting During Crisis groups, dental screenings/referrals, medical referrals for injuries suffered in fire and in effort to keep children current on vaccinations and medication replacements. First 5 Glenn also assisted in assessing/recommending schools for children in need of new schools and education. Partnering with other local agencies created a nurturing and supportive environment of which families were able to find comfort and healing. A year later, many have stayed and continue services with First 5 or other Glenn County agencies and some have moved on.

Glenn established the Pilot Diaper Program=Success!

Humboldt

First 5 Humboldt continued to focus on Adverse Childhood Experiences (ACEs) and resilience promotion work. In 2018, the Humboldt County Board of Supervisors agreed to fund the First 5 Humboldt and Humboldt County Department of Health and Human Services (DHHS) ACEs Collaborative Partnership through the County General Fund on an ongoing basis. The Partnership consists of:

- First 5 Humboldt projects focused on strengthening the county's ability to address and prevent ACEs and promote resilience among children ages 0-5 and their families including the co-coordination of the Humboldt County Counting on Community Symposium.
- DHHS grantee projects focused on serving pregnant women and youth ages 0-8 and their families to help prevent, increase the awareness of and mitigate the impacts of ACEs in the county.

Project evaluations showed that local young children, families, and service providers did benefit from the efforts funded by the Partnership. First 5 Humboldt Early Childhood Mental Health Specialists provide direct support to families at First 5 Humboldt Playgroups in part as a way to help prevent ACEs and promote resilience. At Playgroup, Specialists answer questions caregivers have about their child's development and behavior, conduct informal screenings of children's behavior, provide resources and referrals, and conduct assessments at the request of parents or caregivers. More intensive family support is provided on an as-needed basis via office and/or home visits. The support can include providing assessments, infant massage, addressing sleep issues, and more individualized support. 2018 Playgroup Survey data show that parents who talked with a Specialist at Playgroup had, among other things: learned more about behaviors typical for their child's age, dealt better with parenting issues, felt more supported as a parent, and felt less stress than parents who hadn't talked with a Specialist. Results were statistically significant—results range from p=3.59 x 10-11 to p=1.69 x 10-34.

Imperial

First 5 Imperial funded programs to support the well-being and development of children. Programs ranged from lactation education to advocacy support for children under the custody of the juvenile court.

One investment related to strengthening families was the Early Asthma Education Project. A trained nurse provided case management for 86 families that have a child with asthma/asthma-like symptoms.

- Of families participating in asthma case management, 87% of parents expressed feeling confident about their ability to manage their child's symptoms.
- Services included environmental assessments for all enrolled families, of which 78% were able to implement strategies that could

help reduce, avoid or eliminate at least two triggers identified in the assessment.
- Staff reported that success was primarily due to the individualized asthma plan and one-on-one education provided to the child and their family.

Another accomplishment was the extensive child literacy activities achieved by the Literacy and Mobile Book Services Project; a mobile library that completed 728 storytime events with 3,337 children through multiple visits in over 50 preschool centers.

- During storytime events library staff used a talk, read and sing model to support child literacy, in addition to engaging in arts and crafts, assigning a take-home activity, and realizing a book give away estimated to have provided over 12,000 books to contribute to each child's home library.

One program addressed the issue of overweight/obesity by targeting children from 10 early care and education sites with cooking classes, gardening, training for providers and parents.

- Taste-testing activities on 11 vegetables and herbs before and after implementing activities showed meaningful gains. For example, there was an overall increase of 35% in the proportion of children stating that they "liked" the taste of all items at the post-intervention, and the proportion that were not willing to try vegetables decreased by 67%.

Inyo

Fiscal Year 2018-19 was a year of building the early childhood systems and supports needed to ensure Inyo County's young children are healthy, safe and ready to succeed.

- The First 5 Inyo Commission adopted a new Strategic Plan in June 2019, guiding investments for the next five years. The plan identified access to maternal mental health and substance use services as one of the challenges facing new parents. In response, First 5 Inyo convened the Inyo County Perinatal Taskforce, to strengthen the perinatal infrastructure through systems-level impacts leading to better collaboration among agencies and services to families. The Taskforce has seen initial success with 19 staff from 10 agencies participating.
- First 5 Inyo supports the NEST (Newborn Evaluation Support and Teaching) program at Northern Inyo Hospital (NIH) to provide breastfeeding support, childbirth classes, and a weekly moms group. As part of these activities, NIH was designated a Baby Friendly Hospital in September 2018. Seen as the golden standard for maternity practices worldwide, Baby Friendly designation signifies that NIH has joined a network of healthcare facilities striving to promote, protect, and support breastfeeding.
- Lastly, First 5 Inyo strengthened families through the Inyo County Triple P Network. The Triple P Positive Parenting Program is a multi-tiered system of evidence-based supports for parents and caregivers of children. In Level 1, Positive Parenting Awareness Month was celebrated in January 2019. Media strategies included a proclamation from the Board of Supervisors, workshops and classes, and a Summit to re-engage local leadership and practitioners. In Level 2, staff trained in Seminars, offering workshops reaching an additional 64 parents. In Level 3, First 5 Inyo hosted a Primary Care training for 20 staff in June 2019.

These collective efforts resulted in a stronger, engaged network, improving parenting practices and children's well-being.

Kern

Through its funding strategies and collaborative efforts, First 5 Kern strives to promote and accomplish its vision that "all Kern County children will be born into and thrive in a supportive, safe, loving homes and neighborhoods and will enter school healthy and ready to learn". In the Fiscal Year 2018-19, the fourth year of a five year funding cycle, First 5 Kern:

- Funded 43 programs across three focus areas, Health and Wellness, Parent Education and Support Services, and Early Childcare and Education. The funded programs provided valuable services to 19,328 children and 10,271 primary caregivers.
- With continued commitment of systems change efforts, First 5 Kern continued to support Trauma-Informed Care trainings through a second cohort, which included 17 agencies and 94 providers from across the county. The trainings included the support of previous participants returning as coaches to share successes and lessons learned of adopting a Trauma-Informed lens within their programs and agencies.
- Began a new partnership with Kern Behavioral Health and Recovery Services to expand the Help Me Grow program. With the help of community partners, Ages and Stages Questionnaire screenings will be made available to more Kern County children through a coordinated county effort allowing families to request screenings through a centralized system. Families will be supported by a telephone access point, text messaging platform and an online database system. The goal of the

countywide partnership is to give more children the opportunity to be screened, identify developmental delays and link families to community resources.

Kings

During this past fiscal year, one of the most significant accomplishments of First 5 Kings County was the First 5 Kings County Family Resource Centers. The Kings County Family Resource Centers provided Early Childhood Education, Home Visitation, Developmental Screening, Parent Education and Referral services to 1,641 children 0-5 and 1,532 parents, with a total number of 27,306 services delivered. First 5 Kings County also supported a variety of quality childcare and early childhood education programs, as well as a Spanish-translation of the 211 database, to further inform the community of the services available in their native language. Below are some examples of First 5 Kings County- supported success areas:

- Parent and me programs serving children at risk for developmental delays filled a critical gap, providing developmental screenings to 233 unduplicated children and serving an increasing proportion of children 0-3 years of age.
- School readiness programs implemented at 16 public elementary schools provided kindergarten transition services across 60 classrooms reaching a potential pool of 1,320 enrolled kindergarten children. All schools reached were Title 1 schools serving a high proportion of socio-economically disadvantaged children and families.
- Family resource centers reached 2,040 children and their parents or caregivers offering an array of health, education, childcare, and family support services in community-based settings. Participants served by FRCs were diverse and representative of the communities and programs targeted for services.
- Kings County CARES About Quality (KCCAQ) enrolled 54 active agencies, including 80 center-based or Family Child Care Home (FCCH) sites, and 162 classrooms or ECE sessions. Children served through participating programs represent approximately one-third of the county population, or 4,465 children 0 to 5 years of age.

Lake

In 2018-19, First 5 Lake completed a new strategic plan with input from the community. The plan, which can be found at www.firstfivelake.org, highlights some of Lake County's many unique assets (e.g., an involved tribal community, collaborative spirit, close knit community of families, etc.) as well as its challenges (e.g., natural disasters, social isolation, child abuse and neglect, etc.). The Commission drew on past evaluation findings as well as external data, such as the California County Health Rankings the plan. First 5 Lake will focus on equity to ensure that parents and children, particularly those in crisis or in isolating circumstances, have what they need to be successful.

- In addition to developing the strategic plan and selecting new grantees based on the plan, First 5 Lake was very active in envisioning and facilitating the development of two collaborative projects. Together with the "Smart Start Collective," a group of early childhood advocates and service providers, the First 5 Lake executive director worked with a volunteer to create a birth-to-five resource website (www.smartstartlakecounty.org) to help families with young children learn about and access needed services in the community.
- The second collaborative project facilitated by First 5 Lake and Building Resilient Lake County is the development of a report and public awareness materials describing the "State of our Children" in Lake County. These materials will be released in 2019-20 and used to educate the public and decision-makers on primary, secondary and tertiary prevention measures and the cost-savings and public benefit involved in focusing more attention on primary prevention. Building Resilient Lake County will make recommendations to the community about prioritizing prevention and the needs of the next generation. These efforts position the county to begin using common definitions and frameworks when addressing family resilience and equity and meeting the outcomes defined in the strategic plan.

Lassen

The First 5 Lassen County Children and Families Commission's primary strategy in realizing its vision and fulfilling its mission is through the Pathways Home Visiting Program. During Fiscal Year 2018-2019, First 5 Lassen County investments in home visiting resulted in the following accomplishments:

- Families are receiving the services and support they need through home visiting services.
- A total of 92 families, many of which are high-risk, were provided with intensive home visiting services.
- A total of 1,595 home visits were conducted by home visitors in which the bulk of the services they provided were centered on supporting a families basic needs.
- Additionally, 64 referrals were made to community resources and 48 children were screened for developmental delays using the Ages and Stages Questionnaire (ASQ).
- Families are stronger as a result of home visiting services.
- Families participating in the

program experienced gains (as measured by the Life Skills Progression tool) related to their relationships, their education and employment, their access to health and medical care, as well as the ability to meet their family's basic needs.

- Additionally, children experienced growth in the areas of communication, gross motor and fine motor skills, problem solving, social-emotional development, self-regulation, and breastfeeding.

Families are satisfied with the content and quality of home visiting services. The overwhelming majority of parents who completed the participant satisfaction surveys were very satisfied with the content and quality of the services they received. 100% of program participants either agreed or strongly agreed that their home visitor explains things to them about the program, arrives on time to visits, and responds professionally to questions and concerns. 100% of program participants either agreed or strongly agreed that they feel more confident in their role as a parent as a result of what they learned from their home visitor.

Los Angeles

First 5 Los Angeles had more than 100 success stories from investments during the 2018-19 Fiscal Year!

First 5's funding of 211 at Children's Court helped ensure that a family was able to connect to resources that allowed them to secure a safe and stable living environment. A mother and her 4-month-old son came into the Children's Court 211 office after just filing a restraining order against her husband due to domestic violence. She needed to get into a shelter as soon as possible to prevent her 4-month-old from being detained and removed from her custody. The Community Resource Advisor (CRA) obtained permission to contact domestic violence shelters on her behalf. They were able to locate placement for the mother and her 4-month-old. Navigating the court process can be overwhelming for families especially when they are at risk of having their children detained. Being able to act quickly to meet the court's requirements is of the essence so that families can remain together or ultimately reunite.

Another success story comes from the Kindergarten Readiness Assessment Initiative Grant. There was a 99% Early Development Instrument (EDI) completion rate for teachers who opted-in to participate in the grant. This represents 81% of kindergarten teachers at EDI schools. The EDI helped teachers to recognize the need for the shift to provide instruction that addresses the needs of the whole child. School's teams expressed eagerness to be part of a system that supports prevention at multiple levels (within the community, at the early centers, and in elementary). EDI completion was significant due to the climate within LA Unified in the spring semester of 2019. Teachers had just returned from a strike in LA Unified, and among concerns expressed by the union was the amount of time spent on assessments. Schools opted-in to participate in the kindergarten readiness data collection because they wanted to better support the needs of their youngest students and their families.

Madera

During the 2018-2019 fiscal year, prompted by the changing landscape of First 5 Madera County and related funding, the Commission published its 2020-2024 Strategic Plan. The Strategic Plan reflects First 5 Madera County's commitment to investing into mission-driven direct services through innovative pilot projects, employing strategic partnerships, and sustainability. The Strategic Plan was developed over several months and reflects feedback from Commissioners, Commission staff, local agencies, and a variety of stakeholders and parent groups. A two-pronged approach to assessing local needs was implemented: 1) data-set reviews, and 2) community focus groups.

- Data sets were used from local strategic partners. First 5 Madera County also facilitated focus groups throughout Madera County to collect parental voices from major geographic areas and subcultures of the county. The parental perspective was used to develop Focus Group Findings. The result is the 2020 Strategic Plan that captures a refreshed vision and direction for First 5 Madera County.
- During the fiscal year, First 5 Madera County also dedicated efforts towards refining the data evaluation processes for the First 5 Family Resource Centers (FRC) towards capturing its impact in the areas of family strengthening opportunities, improving and monitoring parental knowledge growth, and enhancing quality of early education. For example, 72% of parents surveyed suggested that attending FRC activities and/or accessing the services available resulted in learning experiences for both parent and child. Parents also indicated increased feelings of comfort and acceptance in the community.
- Finally, during the 2018-2019 fiscal year, in partnership with Fresno and Merced First 5s and Valley Children's Hospital, First 5 Madera County initiated the Tri-County Cannabis Convening. Moving forward, First 5 Madera County intends on raising awareness around the harmful effects of cannabis use on pregnant and nursing mothers.

Marin

First 5 Marin convenes community partners each month with public policy discussions in a series we call the "Marin Communications Forum."

- Hunger Action Month—this forum brought together all the public and private agencies who work to feed families in need, improve childhood nutrition, and better coordinate the food systems throughout our county. Often named as the "wealthiest county in California," there is a misperception that there is no one in need. In reality, about 35% of families in Marin can't afford to make ends meet without public or private assistance.
- Children's Health and Well-Being —this event was a "live-action dashboard" of data and statistics about young children and their families throughout Marin County. Children Now presented their "Scorecard of Children's Health and Well-Being" and Kidsdata.org featured some of the more detailed data and local statistics that can be found on their website. The forum not only presented a snapshot about children and families in our county, it also taught our community partners how to capture and utilize the data for public information and outreach, governmental relations and community advocacy.
- All About Autism—this forum brought a new set of parents, educators, non-profits and government agency together. The presentations were extremely informative and captivating. This event had a particularly robust question and answer session, and the guests were particularly thankful for the wealth of information, ideas and resources shared.
- Education Equity—this event was the most well-attended to date, with over 450 guests. We had excellent presentations about real-life experiences from local students, and we were also pleased to welcome Tony Thurmond, the California State Superintendent of Public Instruction, as our keynote speaker. Our guests appreciated a place to openly discuss issues related to race and ethnicity and inequities in Marin. The Forum continues monthly; free to attend.

Mariposa

During this past year, one of the most significant accomplishments of First 5 was the School Readiness Program, funded for $190,471. The School Readiness Program serves two preschools (Catheys Valley and Lake Don Pedro) located in Mariposa County. The two preschools provide an outstanding play based program that prepares the children for kindergarten. The facilities, curriculum and activities are creative, educational and focus on developmentally appropriate activities using Science, Engineering, Technology and Math (STEM curriculum).

Another funded program that was highly successful was the Children's Dental Health Program. The program was funded for $25,000 for 2018-2019. This program provided dental education by the Dental Hygienist, dental services for children with severe dental problems, and dental screenings. Two local dentists provided reduced cost dental services.

Another funded program that was highly successful was the instructional aide hired to work in the Mariposa Elementary School Transitional Kindergarten classroom. The program was funded for $18,481 for 2018-2019. The instructional aide worked with the reading program/assessments, and she provided extra assistance to children who were having difficulty. Having the aide in the classroom also provided time for the teacher to work with the children individually. The class had 22 TK students who ranged in age from 4 through 6 years and having an aide made it possible for the students to work on enrichment projects and technology.

Mendocino

During the past fiscal year, First 5 Mendocino continued to support 8 geographically dispersed Family Resource Centers (FRCs) to promote 0-5 resources and services, including providing Triple P groups, bilingual playgroups, and First 5 Mendocino resources.

- First 5 Mendocino offered nearly double the amount of Triple P groups throughout the county, including Transitions a parenting group most utilized by the courts.

Additionally, the County of Mendocino recognized January as Positive Parenting Awareness Month for the second consecutive year.

- In November, First 5 Mendocino held its first annual State of the Child, utilizing First 5's 20th Anniversary as a kicking off point. This event brought together local businesses, policy makers, and community-based organizations to talk about the effects that family friendly business policies on the community. Guest speaker, Kelly Hardy, from Children Now presented on the 2018 County Score Card data. Two community members were presented with the Child Champion Award: Anne Molgaard the founding Executive Director; and Dr. Jeremy Mann a founding commissioner. Ukiah City Councilwoman Maureen Mulheren closed the event by issuing a call to action, asking her fellow business owners to join in supporting families with family-friendly workplace policies.
- First 5 Mendocino geared up to celebrate Imagination Library's 10 year anniversary in Mendocino County. This program provides high quality, age-appropriate books to children under the age of 5, free to the family. First 5 Mendocino is grateful to First 5 California for support of this program through a special one-time funding, as the local commission was forced to make funding cuts to this program due to declining revenue. Currently, Imagination Library has saturated the community with books in roughly 73% of the homes with young children. The program continues to grow and flourish with the positive word-of-mouth from parents throughout the county, and the participation and support of local organizations such as the Special Supplemental Nutrition Program for Women, Infants, and Children, local hospitals, libraries and family resource centers.

Merced

First 5 Merced County spent approximately $1.4 million to support services for more than 7,000 children, caregivers, and providers to build and enhance the 5 protective factors that promote optimal development, and enhance the system of effective family support/strengthening programs.

- The funded family-strengthening direct services include parent classes and support (Adverse Childhood Experiences Overcomers, Parents Helping Parents, and Be Strong Families), intensive family screening, home visiting, and mental health services (Sierra Vista Child and Family Services), cultural connection for families (Hmong Culture Camp), and in-school services (Deaf and Hard of Hearing Services Center).
- First 5 Merced County supported innovative, quality systems-level interventions for family support that result in long-term change to an organization's culture, professional norms, policies, or procedures, or increase systems efficiencies that impact young children and their families. These funded initiatives include Afya Maternal/Child Church-based Health Network, Nurturing Hmong Families, and Caring for Our Black Children. First 5 Merced County coordinated convenings focused on Help Me Grow (early screening and intervention) and cannabis, as part of its policy and advocacy work.
- Efforts to improve the quality of early care environments include funds for First 5 IMPACT, Early Educator's Institute, and stipends for a Child Development and Care Certificate program at UC Merced. Broader activities, including the Children's Summit, the Week of the Young Child event, local program/event sponsorships, and Hands on Heroes, aim to increase awareness and advocacy for early childhood, while also increasing access to high-quality environments for families.

Modoc

First 5 Modoc continues to support a comprehensive system of early intervention services to ensure the optimal health, development, and well-being of children age 0 through 5 and their families. It is important to First 5 Modoc to closely collaborate with local agencies to provide our rural population with sustainable, systemic investments. During Fiscal Year 2018-19, a total of 564 individuals were provided services through grant-funded programs. Fiscal Year 2018-19 highlights included:

- Modoc County Office of Education Special Education Local Plan Area (SELPA) "Early Mental Health Services" provided 12 families access to home-based psychotherapy using a modified Cognitive Behavioral Therapy evidence-informed model. Families successfully completed a total of 86 family-focused therapy sessions, meeting individual treatment goals and objectives. 4 Families were connected and referred to additional mental health resources through local agencies (e.g. Early Head Start, Public Health, Behavioral Health, school districts). Families concluded therapy sessions with an overall average of 77% positive self, close relationships/family, work/social/friendships, and overall well-being. This program increased

collaborative systems change efforts by increasing mental health access to families prior to school-age entry, the program benefited 21 children and 28 adults.

- Two programs, TEACH, Inc. "Budding Tree—School Readiness Preschool Program" and Surprise Valley Joint Unified School District "SVCDC—Strong Start for Children and Families" offered high-quality early education and care environments to families not eligible for State subsidized programs; 20 children were served. The program facilitated parent meetings stressed family engagement, school readiness, health/hygiene, reading at home (Talk. Read. Sing.), and tobacco-use prevention. Both programs assessed students using the Desired Results Developmental Profile (DRDP) tool; 100% of students showed increased aptitude. Results were shared with parents and transitioning teachers to facilitate school readiness.

Mono

First 5 Mono programs served the following number and percent of the 0-5 population (numbers for each program are unduplicated, but across programs numbers include duplicates):

Improved Family Functioning
- Home Visiting: 148, 21%

Improved Child Development
- CDBG Preschools: 12, 2%
- Childcare Quality System: 465, 65%
- Footsteps2brilliance 505, 70%
- Peapod Playgroups: 192, 27%
- Raising A Reader: 237, 33%
- Summer Bridge 73, 10%

Improved Child Health
- Oral Health: 119, 17%
- Safe Kids: 229, 30%

Family Area of Residence:
- Benton, Chalfant, Paradise: 4
- Mammoth Lakes, Crowley Lake, Sunny Slopes: 102
- June Lake, Lee Vining, Mono City: 10
- Bridgeport, Walker, Coleville, Walker, Topaz: 9

Key Findings:
- Home Visiting: Participating families have improved parental knowledge, understanding, and engagement in promoting their children's development and physical and mental health; most enrolled children received developmental screenings; 54% mothers participating in First 5 Mono Home Visiting have increased breastfeeding rates compared to California mothers.
- Oral Health: Children at kindergarten entry have a high percentage of untreated carries, 30%.
- Peapod Playgroups: Participating families are receiving child-development and parenting education.

Due to the data, findings, and conclusions herein, First 5 Mono County will continue to fund its currently funded programs while implementing measures to improve quality. First 5 Mono will also continue to work with community partners to leverage supports around investment areas and the well-being of children birth to five and their families. The Commission will consider implementing changes to funding allocations with this data during the 2018-19 Strategic Planning process.

Monterey

First 5 Monterey County invested $6.14 million in Fiscal Year 2018-19, providing services to more than 36,000 young children, parents, and providers.

- First 5 Monterey County deepened work in mental health, by adding an Infant Family and Early Childhood Mental Health training solely in Spanish to the existing English cohorts. The Spanish-language cohort supports providers whose first language is Spanish and who are providing services in Spanish. Approximately, 170 providers participated in the trainings. Evaluations show participants connect to valuable information about early relationships, social emotional development and early mental health.
- First 5 Monterey County partnered with the Monterey County Department of Social Services to expand home visiting services to CalWORKs families. First 5 Monterey County was seen as a natural partner for the project. Over 100 CalWORKs families will be receiving visits each year.
- In Fiscal Year 2017-18, surveys and in-person meetings identified early childhood development and mental health as priorities for the use of cannabis revenue. During the Fiscal Year 2018-19 county budget process, First 5 Monterey County worked with stakeholders to support funding. One of those partners was Bright Beginnings, an early childhood development collective impact initiative of the Monterey County Children's Council. First 5 Monterey County serves as the fiscal agent and one of the lead partners. As a result of the collaborative advocacy efforts, The Monterey County Board of Supervisors unanimously approved the use of $340,000 from cannabis funds to support the work of Bright Beginnings, including the local maternal mental health task force.
- First 5 Monterey County celebrated 20 years of championing childhood by partnering with organizations to create MY Town, a free, hands-on children's museum for the whole county hosted at the National Steinbeck Center. Close to 6,000 children and adults visited the exhibit which emphasized the importance of playing with children. It was designed to be a traveling exhibit and several

communities are interested in continuing the learning through play.

Napa

In Fiscal Year 2018-19, First 5 Napa invested in systems-level change by forming the First 5 Napa Network, a network of leaders committed to moving the needle on the most intractable problems facing Napa County's children 0-5 and families.

- The inaugural First 5 Napa Network cohort—comprised of 17 cross-sector leaders—was convened over a 6 month period to build leadership skills, increase collaboration and connectivity, and utilize human-centered design and systems thinking strategies to identify the challenges that face Napa County children 0-5 and families and create experiments to address them.
- First 5 Napa Network members were given design challenges with an overall lens of "moving towards an equitable, socially just and inclusive community for children and families." The design challenge highlighted here was "creating ways for parents and caregivers of young children to better access, engage in and benefit from services available to them." Through empathic interviews, First 5 Napa Network members found that many parents feel alone in their experiences and do not receive respectful or appropriate care when accessing services in Napa County. The design team then hosted a session with 6 LGBT family members that revealed the following themes about what Napa County LGBT families need: to feel visible and supported by the community; safety; and connection with other LGBT families and allies.
- Within two months, these LGBT parents led civic action that resulted in the Rainbow Flag flying for the first time at 4 city halls and 2 Napa County offices. 5 flag policies were adopted. To build connections, LGBT parents hosted a Rainbow Play Date for Pride Month. 120 people (including 41 children 0-5 and 61 parents) attended. Rainbow Play Dates now continue monthly. Parents felt more connected to LGBT families and more supported by their community after attending the Play Dates. The momentum of these efforts led to the creation of the Rainbow Action Network to continue system level efforts to support the LGBTQ community.

Nevada

Evaluation findings reported in Fiscal Year 2018-19 pertained to Fiscal Year 2017-18. Highlights from that year include: Four Family Resource Centers (FRCs) served 926 parents and 1,013 children 0–5 years. The FRCs delivered many services that helped families increase their Five Protective Factors including: 441 in structured play groups for parents and children, 1,044 referral contacts were made to community resources, and parent information was shared with 106 parents. Foothill Truckee Healthy Babies Home Visiting Program provided intensive support as an accredited, evidence-based Healthy Families America program to 273 parents of 139 children, delivering a total of 2,151 home visits in Fiscal Year 2017-18. Home visitors:

- Provided 767 referrals for additional local resources
- Screened all eligible mothers with the Edinburgh Postnatal Depression Scale, identified 28% of these mothers who screened positive for depression and successfully connected 100% of these mothers to services for their depression
- Screened 97% of target children with the Ages & Stages Questionnaire (ASQ) and ASQ - Social-Emotional health (ASQ-SE) developmental screenings, identified 11% of children who had suspected developmental delays and connected 100% of these children to further assessment and services for their delays. Moving Beyond Depression Program provided evidenced-based delivery of in-home therapy to mothers in home visiting programs who were diagnosed with depression. Therapists delivered 200 therapy sessions to 21 clients.
- 86% of clients showed a reduction in their Edinburgh Postpartum Depression Scores over the course of the program
- 100% of clients had coordinated care provided by their therapist and home visitor. The Step Up to Kindergarten Summer Program served 96 5-year-olds with the enrolled children showing growth in an average of 2.3 out of 10 measured school readiness skills over the course of the 3-week program. The number of children showing mastery of more than half of the items (6 or more) increased by 26% from entry to end of program.

Orange

Strategic Plan—First 5 Orange County updated its strategic plan, holding meetings with Commission members and stakeholders and conducting targeted community outreach and public study sessions to develop measurable objectives in three areas that align with statewide early childhood goals: Resilient Families, Quality Early Learning, and Comprehensive Health and Development. Adopted in April 2019, the 2019-2024 Strategic Plan acknowledges a shift of priorities from the creation of new services to better integration and coordination of services and agencies that support young children and families. It also includes the new branding of First 5 Orange County which now aligns with the network of First 5 Commissions throughout the state.

- Prenatal to Three—First 5 Orange County received Pritzker Children's Initiative funding to work on shaping early childhood systems that will lead to increased investments in core services for infants and toddlers. A Pritzker fellow began work in August 2018, convening partners to strategize how to increase access to high quality services for children from birth to age 3 and their families, with the ultimate goal of improving kindergarten readiness. As a participating county in the National Collaborative of Infants and Toddlers, First 5 Orange County is contributing to the national effort to strengthen early childhood systems and drive policies toward investment in core services for infants and toddlers.
- Home Visiting – The newly created California Work Opportunity & Responsibility for Kids (CalWORKs) Home Visiting Initiative set aside funding to expand access to home visitation services throughout the state. First 5 Orange County's Bridges Maternal Child Health Network provided the platform for implementation of CalWORKs-funded expansion of home visiting services, leveraging several Bridges program assets including comprehensive screenings for women and babies, the established and evaluated local home visitation programs, and subject-matter expertise for the targeted local families in need.

Placer

First 5 Placer is committed to investing in the county's youngest children. In Fiscal Year 2018-19, over $2.9 million were spent focused on child abuse and neglect; oral health; maternal and child health; and early literacy reaching nearly 8,000 children, parents, family members, and providers through its funded programs. Nearly 40% of children and parents were Latino; 36% spoke a primary language other than English; and 58% of children were enrolled in Medi-Cal.

Two key accomplishments in 2018-2019 by First 5 Placer include efforts to 1) increase children's access to oral health and 2) increase maternal and child health.

Oral Health: More First 5 Placer children had been to the dentist or dental hygienist in the past year, compared to previous years. (68% in 2018-2019 compared to 48% in 2016/17 and 59% in 2017/18). The Placer County Oral Health program provided the following services to children and families receiving WIC:

- 474 children received an oral health assessment and tooth brushing demonstration
- 342 children received a fluoride varnish to prevent cavities
- 77 children who were identified as not having a dental home or needing further dental services received follow-up information and support
- The Placer County Oral Health Alliance convened 11 times and continues to expand its partner network.

Maternal and Child Health: More women engaged in services through First 5 Placer received prenatal care in the first trimester in 2018-2019, compared to previous years (79% in 2018-2019 compared to 66% in 2016/17 and 63% in 2017/18). With support of First 5 Placer:

- 52 women received support from promotores to access prenatal and postnatal care (Latino Leadership Council)
- 61 mothers received counseling for perinatal or postpartum depression (Insights Counseling)
- 163 children and caregivers received weekly home visits using Parents as Teachers (KidsFirst)
- 97 mothers received substance abuse treatment and child development support (Granite Wellness)

Plumas

The First 5 Plumas County Children and Families Commission's primary strategy in realizing its vision and fulfilling its mission is through the support of home visiting services. Currently, the Commission funds

four direct service grants that provide home visiting services to families (including foster parents) who have children ages 0–5. All programs utilize the Strengthening Families™ Protective Factors framework to support and measure success. During Fiscal Year 2018-19, First 5 Plumas County investments in home visiting resulted in the following accomplishments:

- Families are engaged in home visiting services.
- A total of 98 families were provided with home visiting services.
- A total of 717 service contacts were made by home visitors in which 4,391 services were provided.
- 64 children were screened using the Ages and Stages Questionnaire (ASQ), while 5 were screened using the Social-Emotional (ASQ:SE) version of this tool.

Families are stronger as a result of home visiting services. All of the home visiting programs identify outcomes achievement related to each of the five Strengthening Families™ Protective Factors. In each of the protective factors, there was an increase in parental perception of skills, supports, and knowledge after having received home visiting services.

- 93% of parents agreed that the program has helped them improve their parenting skills.
- 92% of parents agreed that the program has helped them reduce the stress in their life. Families accessing services report a high level of satisfaction. The overwhelming majority of parents who completed the questions related to client satisfaction at the end of the Protective Factors survey were very satisfied with the home visiting program.
- 96% of parents agreed that their overall satisfaction with services was very good, while 100% indicated that their ideas and opinions are welcomed and included in the program.

Riverside

First 5 Riverside continued to focus on strategies and planning framework to align with the First 5 California system. Much of the work supported systems and capacity building through the development of strategic partnerships with local and state organizations and private/public agencies. A focus on sustainability of First 5 has led to increased leveraging of outside grant opportunities including CalWORKs Home Visiting Program, Dental Transformation Initiative (DTI) and match funding with Nurse Family Partnership and LENA Start. Additionally, First 5 Riverside has endeavored to sustain strategic and regional partnerships such as Help Me Grow—Inland Empire and DTI to build strong and aligned systems to support children and families. Much work has been dedicated through QSRC to increase access to quality early learning settings and foster professional development for ECE providers.

HealthySteps, an evidence-based pediatric primary care model, was implemented at 5 Federally Qualified Health Centers and 3 pediatric clinic sites changing the structure of pediatric care through an integrated seamless system of care comprised of universal services, short-term supports, and comprehensive services. HealthySteps Specialists ensure families have access to expertise and personalized support to better navigate the health care system.

First 5 Riverside increased its focus on building resilient communities to strengthen protective factors with an expansion of home visitation using a variety of models. Increasing families' access to services and resources to support family resilience, build provider capacity to support families in caring for their children, and educate parents to have the skills and tools to help their children achieve their fullest potential, are the main tenants of this initiative. First 5 Riverside consistently explores mechanisms for further expansion through strategic partnerships and funding opportunities.

Sacramento

First 5 Sacramento funded an evaluation of developmental playgroups to gather formative data about the programmatic elements in use across First 5 Sacramento's nine partner school districts.

- Nearly half of 9 sites received scores that indicated their practices were exemplary.
- Curriculum: Playgroup sites that scored highest on curriculum offered playgroup curricula that were engaging, thematic, culturally responsive through language, and provided take-home supplemental activities for families.
- Classroom Environment: The most effective classroom environments utilized shared resources to benefit both classroom environment and coordination/accessibility of resources and referrals to participating families. The location of playgroups on preschool or elementary school sites provided a pipeline toward school readiness. Next-best classroom environments created safe, warm spaces with curriculum-driven stations, regardless of whether the location was mobile or in a shared space setting.
- Schedule: Overall, schedule satisfaction correlated with classroom location. Sites that were less satisfied with their schedule desired to expand sites with an ideal location that offered a successful classroom environment while reducing sites with less ideal locations that offered more challenging classroom environments. While playgroup communities face multiple barriers, the two most common barriers were: 1) lack of awareness of program offering/program value, and 2) transportation.
- Staffing/Infrastructure: Staffing provides the frontline assurance of playgroup quality and connection,

while infrastructure provides the baseline strategy for overall family support. District sites with enthusiastic, intentional staff that practice engaged parent support, employ Multi-Disciplinary Teams, and administer the Ages and Stages Questionnaire tool to all registered families, reflect preventive, as opposed to reactive, approaches to participation and engagement, and overall family support.

San Benito

First 5 San Benito provided services, supports, and resources to children, families, and providers that addressed the First 5 California four result areas. Outcome highlights related to these results are summarized below.

- According to pre-post survey results, parents participating in Family Wellness Court parenting classes demonstrated significant improvement in family functioning, particularly in family members' ability to express their needs and feelings to one another listen and communicate clearly and positively, make decisions together, and handle changes well as a family.
- Parents as Teachers home visiting participants said that the program greatly improved their knowledge of child development and how to meet children's social and emotional needs.
- Participants in Raising a Reader reported a significant increase over time in their child's reading engagement, and 99% of participants in Story Time said this program gave them ideas about how to make reading fun at home.
- To address Improved Child Development, First 5 San Benito enrolled 33 Early Childhood Education (ECE) providers in the Quality Counts program and provided professional development and coaching, and 12 ECE providers attended California Preschool Instruction Network classes in the county. Additionally, the Pre-Kindergarten Observation Form (P-KOF) was administered to children in Quality Counts programs help ECE providers better understand and support their students' readiness for kindergarten.
- Child health was addressed through the inspection of 30 car seats for safe and appropriate installation and the distribution of 25 new car seats.
- Finally, to contribute to Improved Systems of Care, First 5 San Benito organized and facilitated a multisector collaborative of local leaders to guide the development of a Family Impact Center to integrate service systems in the county and it helped form the Tri-County Central Coast Early Childhood Advocacy Network to advocate for policies and systems that benefit young children and their families.

San Bernardino

One of the most significant investments by First 5 San Bernardino was the continued building and implementation of a Quality Rating Improvement System (QRIS).

- For Fiscal Year 2018-2019 reporting, there were 234 early care and education sites participating which resulted in 10,087 children served. Since launching Quality Start San Bernardino (QSSB) in Fiscal Year 2015-2016, QSSB participants have made progress in increasing the quality of their programs.
- Fiscal Year 2018-2019 was the program's first year with sites receiving a re-rating. Out of the 60 sites that were re-rated, 42 had an increase in their total rating points and 24 had an increase in their overall tier rating.

A QSSB participant success story worth noting is that of a Family Child Care (FCC) provider. This provider signed up to participate in 2017. Upon enrollment, the provider had recently obtained a valid Family Child Care license and attended Early Childhood Education classes through Child Care Resource Center (CCRC). The assigned QSSB Coach explained the rating process and by June 2017, the provider received a tier rating of 2-Rising Quality. The provider was determined to work with her coach to increase the quality of her center for the benefit of the children in her care. During the first two years of participation in QSSB the provider completed her Bachelor's Degree in Child Development, completed 21+ annual hours of Professional development, and set up requirements for physician's reports and/or doctor's exams for children ages 5 and under. The provider became a certified Early Head Start Provider and set up the center environment in compliance with Family Child Care Environment Rating Scale (FCCRS). She also attended ASQ and DRDP training and began to implement the use of these tools successfully. In 2019, the site was rated for a second time and increased from a tier rating of 2-Rising Quality to a tier rating of 4-Emerging Quality.

San Diego

This year, a total of 49,359 San Diegans received supportive services via First 5 San Diego initiatives. These include health and dental services, quality preschool, targeted home visiting, parent education workshops and much more. Thousands of additional young children and their parents benefited from communitywide services such as the Kit for New Parents, the NEW First 5 San Diego mobile app,

the First 5 Warmline, community health screenings and ongoing community outreach and parent education campaigns.

- This year, Oral Health providers screened 22,818 children and pregnant women and treated 16,481 for oral health needs. Several First 5 San Diego initiatives offer developmental screenings, assessments and treatment services to address the needs of young children. It is First 5 San Diego's goal to expand screenings across multiple settings, such as pediatrician offices and preschools, to ensure that all children in San Diego County have regular developmental checkups before entering Kindergarten.
- First 5 San Diego providers screened 12,731 children, identified 1,497 children with behavioral concerns and provided treatment for 3,191 children, which includes those who were referred from outside of our network. Drawing on recommendations from early education research and emerging best practices, First 5 San Diego funds two early learning initiatives: Quality Preschool Initiative and Mi Escuelita Therapeutic Preschool.

In total, 12,138 children in San Diego County received high-quality early education and targeted services through these initiatives. We are excited to announce that we adopted a 5-year Strategic Plan for Fiscal Years 2020-25! As we look to our emerging future, our declining revenue calls for us to consider a greater focus on our investments. This provides us with a unique opportunity to function as a convener, as an expert leader and thought partner to continue improving the overall system of care for children from birth to 5 years old throughout San Diego.

San Francisco

First 5 San Francisco advances systems of support for early childhood education, family well-being, and early intervention to ensure that all young children thrive in supportive, nurturing, and loving families and communities.

Investments in the Quality Connections Quality Rating and Improvement System now reach a total of 8,452 children in 429 participating early education programs and family support centers. More than 2,600 providers received Quality Connections professional development, including more than 14,000 hours of in-depth coaching instruction. As a result, percentages of programs meeting quality benchmarks continue to rise in the areas of instructional support (63% meeting quality cut-off scores) and environments (94% meeting quality cut-off scores).

San Francisco's network of 26 Family Resource Centers (FRCs) are in their 10th year of implementation. In Fiscal Year 2018-19 they supported just under 14,000 parents and children through an array of services intended not only to prevent child abuse and neglect, but to also provide parents with the tools and resources they need to give their children the best start toward school and life success. Across services, pre- and post-surveys indicate that after three to four months of participation, FRC parents are:

- More knowledgeable in child development
- More confident in parenting
- Increasing use of positive parenting practices
- Perceiving child's behavior as more manageable
- More frequently interacting with their children
- More frequently interacting with others in their communities.

San Francisco's Help Me Grow (HMG) Initiative continued to expand early identification and intervention efforts in Fiscal Year 2018-19 with approximately 6,000 children receiving a developmental screen. The HMG team also provided intensive supports within the classroom setting to over 300 parents and preschool children with low to moderate developmental risk, to ensure a more positive early learning experience in preparation for kindergarten.

San Joaquin

First 5 San Joaquin continues to focus on leveraging additional resources and partnerships in order to bring services to the community. Two programs are highlighted here:

- IMPACT served 51 Family Child Care Homes and 62 Centers in 2018-19. The most successful strategies included a marketing campaign to raise awareness about Raising Quality! (RQ!) and encourage enrollment in preschool, and printed guides to help parents find quality care and parent-friendly toolkits about Infant/Toddler/Preschooler development and resources.
- The newest component of IMPACT is the Peer Mentor Program that equips mentor providers to assist their peers in creating developmental screening systems within childcare settings. Other successes included the Provider Appreciation event held in March 2019 to honor over 100 early care and education providers, with Camille Maben as motivational keynote speaker. And in July 2019 family child care provider José Chavez gave compelling testimony at the First 5 California meeting at which IMPACT funding was subsequently approved for the next three years.
- First 5 San Joaquin also implemented the CalWORKs (CW) Home Visitation Program locally known as FamilyWORKs. By June 2019, 118 families were served in FamilyWORKs. The acceptance of state funding tripled the local home visitation budget and supported training to over 700 CW employees on local resources for children under the age of five. FamilyWORKs includes an early childhood consultant service through the San Joaquin County Child Abuse Prevention Council for behavioral health case consultation. Partnerships with the Family Resource & Referral Center Help Me Grow Call Center and SJ TEETH oral health care coordination services leverage community-based services designed for very young children to strengthen systems for families participating in the CW programs.

San Luis Obispo

Our early-literacy arm extended its reach even further, with more than 30 Raising A Reader sites serving upwards of 500 children across the county.

- Community collaboration brought the family-engagement program to vulnerable populations at ECHO (El Camino Homeless Organization) and 40 Prado, two local centers that provide shelter and support services for individuals in crisis, many of whom are young parents and children.
- Raising A Reader is also brightening days and boosting minds at the Sierra Vista Hospital Pediatric Unit, where young patients and their parents receive book bags for precious story and bonding time together!
- As San Luis Obispo County prepared for the launch of the Help Me Grow system, we engaged local pediatricians in conversations on Developmental Screenings. First 5 San Luis Obispo hosted the "Pediatric Town Hall: Strengthening Our Developmental Screening & Referral Practices" in November 2018. It offered Continuing Medical Education (CMEs), which contributed to the amazing turnout of 23 local physicians from across the county. The event featured a number of speakers, including Dr. Edward Curry, AAP-Chapter 2 Immediate Past President, as well as a provider panel and resource fair.
- In early 2019, a group of local stakeholders began laying the groundwork for a town hall focused on addressing childcare challenges in San Luis Obispo County.
- May 2019's "Where's the Care?" convening received tremendous community support, with over 140 attendees. The event hosted speakers from all over the state, including Camille Maben (First 5 California Executive Director), Rene Mendez (City of Gonzales City Manager), and Sheryl Shushman (Patagonia Director of Global Family Services), representing the private sector and government side of addressing childcare needs. There was equal time to explore the challenges and begin problem solving through breakout sessions and brain storming. The event created public awareness, government attention and business engagement that still continues.

San Mateo

During Fiscal Year 2018-19, First 5 San Mateo County maintained its multi-faceted investments in programs supporting all aspects of a child's early years, including Early Learning; Child Health & Development; Family Engagement; and Policy, Advocacy, and Communications. Supported by $6.1 million in community investments, our funded partners served over 10,000 children, parents, and providers, and distributed 2,802 Kits for New Parents. First 5 San Mateo County has also engaged diverse stakeholders in many areas critical to the health and well-being of young children. Examples include:

- Build Up for San Mateo County's Children: First 5 San Mateo County is leading a cross-sector, public-private partnership to expand awareness of the child care gap, mobilize advocates, increase the number of child care spaces, and generate funding. Build Up has secured three years of operational funding, hired full-time staff, and received donations of over $300,000 to seed the Build Up Capital Fund. Thus far the partnership has saved 610 spaces from closure, supported the creation of 550 new spaces through repurposing existing structures, and ensured that more than 1,000 new spaces are included in upcoming development projects.
- Help Me Grow: In bringing Help Me Grow to San Mateo County, F5SMC has committed to enhance sustainability though expanded funding partnerships.

In addition to our own contributions, this year Help Me Grow was supported by nearly $500,000 from other funders, including private foundations and public agencies. These resources went towards the full continuum of services for children with or at risk for special needs and their families and communities, such as outreach, the HMG call center and website, screening and assessments, referrals and service linkage, care coordination, and health provider engagement.

Santa Barbara

In Fiscal Year 2018-2019 First 5 Santa Barbara County invested $2,864,685 in programs and services for 2,446 children and 2,604 families. Investment strategies included Family Resource Centers, Quality Counts, Early Care

and Education spaces and Systems Improvement. First 5 Santa Barbara County achieved several noteworthy results that improved the quality of child care setting for children which include the development of twilight preschool classrooms across six school district campuses. This First 5 Santa Barbara County funding partnership with school district funding increased access to quality preschool for 96 children and is an exemplary model of innovation and the power of leveraged funding. A total of 139 sites participating in Quality Counts and of those sites 64 centers and 24 Family Child Homes also maintaining nationally accredited. The development of a strong cadre of Quality Counts center based and family child care coaches that are certified or highly trained in Classroom Assessment Scoring System (CLASS), Center on the Social and Emotional Foundations for Early Learning (CSEFEL), Trauma Informed Care, Dual Language Learners, Family Child Care Environment Rating Scale (FCCERS), Ages & Stages Questionnaire (ASQ) and National Association for the Education of Young Children (NAEYC) and National Association for Family Child Care (NAFCC) accreditation. First 5 Santa Barbara County provided first time funding to St. Vincent's Family Strengthening Program (FSP), a drug and alcohol-free, transitional housing program (up to 27 months), designed to assist homeless single mothers with one or two children birth to 5 years old. FSP offered a supportive, communal environment where young women and their children were able to access the life-tools and services they need to become self-sufficient and thrive. FSP is funded in part by First 5 Santa Barbara County, which provided the following services to 28 mothers and 29 children, with 24,455 transitional housing days:

- Ongoing case management using the Family Development Matrix tool
- Weekly evidence-based parenting classes
- Early childhood education and assessments
- Weekly counseling with Marriage and Family Therapists (MFT) and behavioral health support
- 92% of mothers in stable housing post FSP
- 58% of mothers obtain higher paying jobs
- 57% of mothers received free legal assistance.

Santa Clara

As part of our commitment to sustainable systems of quality early education, First 5 Santa Clara County finds creative pathways to increase teachers' professional development, educational goal attainment, retention and leadership development in the field. In working towards assisting educators with achieving their educational goals First 5 offered 15 full scholarships to earn a master's degree from Pacific Oaks College in Human Development with a concentration in Leadership in Education & Human Services. Participants focused their thesis on improvements to the ECE field, such as the benefit of intergenerational programs for children and elders, impacts of quality teamwork on educators, barriers and facilitating factors to Latino parent engagement, and the impact of inclusive childcare sites. The participants also shared what they learned with the Quality Matters communities of practice. In focus groups throughout the program, participants reported that the master's program was a major life undertaking as they balanced the programs' demands with those of their full-time jobs and families, but it was a transformative experience for them. They learned more about the early learning field, as well as a deeper understanding of social inequities, privilege and oppression, and inclusion practices. They also gained the building blocks of leadership, including presentation skills, listening skills, ability to voice their opinions, and to make decisions. Indeed, the master's cohort participants said they felt a sense of responsibility to improve the quality of early childhood education in their communities, and some had already begun this by hosting Family Childcare Network meetings, discussing QRIS ratings with other teachers, mentoring co-teachers, and advocating for funding for a pilot co-op program. Ultimately, all 15 educators supported by FIRST 5 were awarded their master's degree.

Santa Cruz

First 5 Santa Cruz County is helping preschool children get critical early vision screenings through its VisionFirst Program. Following the completion of First 5's successful pilot program in 2015, VisionFirst has now been integrated into First 5's Santa Cruz Reading Corps program, which has increased the program's reach into a total of 69 classrooms. VisionFirst provides children as young as 6 months old with a simple and efficient vision screening using the Spot Vision Camera that quickly detects common vision problems. Parents of children found to have possible vision issues are assisted in getting a full vision exam for their child with a local optometrist. Of the 1,115 children screened in 2018-19, 171 (15%) had possible vision problems identified, and to date 127 of those children have received a full vision exam. Of these children, 114 (90%) have been prescribed eye glasses or are being monitored. Due to this success, some local partners purchased their own Spot Vision cameras to provide on-going screenings.

First 5 Santa Cruz County is connecting newborns to medical care through the Baby Gateway Newborn Enrollment Program. The goals of First 5's Baby Gateway Program are to visit mothers who have given birth in local hospitals and provide: health insurance enrollment assistance, First 5's Kit for New Parents, and information on using primary care appropriately. In 2018-19, this program reached 90% of all mothers while in the hospital. Baby Gateway also assisted 98% of all mothers who had Medi-Cal births to complete a Medi-Cal application for their newborns, and 99% of these mothers identified a preferred primary care provider or clinic for their child before discharge from the hospital. This program may also be having an effect on the use of the Emergency Department (ED) for very young infants, and particularly those who are covered by Medi-Cal. Since the launch of this program, the number of infants (under age 1) on Medi-Cal who visited the ED at one hospital has dropped 49%.

Shasta

First 5 Shasta's 2018-19 highlights include:

- Established a new 5-year strategic plan with the following goals: Adverse Childhood Experiences (ACEs) are reduced and prevented in the Shasta County 0-5 population; All children 0-3 in Shasta County have healthy beginnings and optimal development; All children in Shasta County will be prepared for and enter school ready to learn.
- Launched Help Me Grow Shasta (HMG) with community event, in collaboration with the Shasta County Office of Education and the United Way. HMG leverages local resources to increase public awareness of the need for developmental screening, offers screenings, and provides referrals and care-coordination for early intervention services.
- Provided $21,000 for Wildfire Recovery Grants to help childcare providers rebuild and children/families recover from trauma after the devastating wildfires of 2018.
- Continued work with community partners around ACEs education, prevention and intervention.
- Provided NICU and families of newborns with books to read to their infants, which provides exposure to language and opportunities for attachment in a stressful environment.
- The Bridges to School Success program provided evidence-based mental health services and behavior supports to 137 children at risk of preschool/childcare expulsion and 261 parents/caregivers.
- Supported the Healthy Babies Program, which provides mental health services for 87 pregnant women and mothers of children age 0-2 experiencing depression or anxiety brought on or exacerbated by pregnancy or during the postpartum period.
- First 5 Institute delivered training and educational activities for 624 children, 425 parents/caregivers via activities including professional development, library story times, and professional training.
- Summer Safety projects focused on outdoor safety and drowning prevention served 1,492 children and more than 2,000 family members.
- Coordinated 22 Week of the Young Child Events.
- Distributed more than 18,000 children's books.

Sierra

The vision of First 5 Sierra is to ensure a continuum of appropriate and integrated health, education and recreational support services from prenatal to old age for a balanced and sustainable Sierra County community. First 5 Sierra's strongest and most successful achievement continues to be its preschool tuition subsidy program. This program supports working families, most of whom would not be able to send their children to preschool without tuition assistance. In 2018-19 First 5 Sierra continued to achieve an amazing 90% rate of children attending preschool prior to entering kindergarten. Investing in a program where all local children can attend preschool ensures that all Sierra County children will start kindergarten with the most optimal preparation and with the least disparity in readiness possible.

First 5 Sierra continues to seek innovative ways to support the resilience of our families. First 5 piloted a Back to Preschool Night which introduced parents to service providers from the schools, Community-Based Organizations and county Health and Human Services, and included a fascinating presentation on positive parenting from an expert behavior specialist. The event was well attended and received overwhelmingly positive feedback from parents, with high interest in future events. In our remote, rural community there are few to no opportunities or spaces for parents of babies and very young children to connect, socialize and support each other—there are no community centers, no recreation programs and only two very small coffee shops in the entire county. First 5 Sierra sponsored a family-friendly summer Music in the Park series to provide parents with a venue for social connections and program outreach. The events were well received in the community, resulting in parents meeting other parents, distribution of our favorite Potter the Otter materials, as well as increased program registration and visibility for the needs of young children and their families.

Siskiyou

In Fiscal Year 2018-19, First 5 Siskiyou provided unique breadth, scale, and quality of programs that enabled successful reach to community members, including the following:

- Seventeen communities served 8 Family Resource Centers (FRCs) throughout Siskiyou County.
- Over 10,000 hours of drop-in help are available at FRCs.
- Playgroups are conducted once per week for 48 weeks, across 288 sessions, reaching over 700 children.
- First 5 family literacy efforts included book distributions from C/FRCs, Dolly Parton's Imagination Library, Red Scarf Society, Reach Out and Read, Fairchild Medical Center, and Read Across Siskiyou Starts at Pregnancy. Over 22,000 books were distributed to children ages birth to 5.
- Evidence based parenting education classes and workshops reached caregivers across the 5000 square miles, and out of 128 caregivers surveyed, 43% reported experiencing abuse by a person inside their family, while 34% reported experiencing abuse by a person outside of their family.
- First 5 launched its 2018-19 kindergarten readiness assessment in 25 classrooms across the county. Teachers used the Kindergarten Observation Form to assess the readiness skills of 420 children, and 227 of their parents completed a Parent Information Form, providing rich detail about family demographics, access to early education, basic health, and social services, as well as family protective factors.
- First 5 ensured quality of services by training all grantees on the

Strengthening Families framework, and completing the Strengthening Families provider self-assessments. Rich menu of high quality PD Trainings were provided. Agency-wide, First 5 created a strategic evaluation framework which identified priority indicators for each goal area and related programs, as well as evaluation tools and reporting procedures. An Annual Strategic Plan was also created in Spring 2019 which summarized strategies through which First 5 seeks to impact and measure the indicators outlined in its strategic framework.

Solano

First 5 Solano continued to implement its high-quality programs in the Priority Areas of Health & Well-Being, Early Childhood Learning & Development, Family Support & Parent Education, and Systems Change. Accomplishments of Fiscal Year 2018-19 included:

- The launch of an Annual Grants program to provide a regular opportunity for the Commission to fill community gaps, pilot new or innovative ideas, and address time sensitive community needs. Through the first year of funding, seven grantees provided services to close to 700 children and families. Several agencies were able to sustain their project beyond the initial funding, seeding important work in our community.
- With blended funding from the First 5 Solano and Mental Health Services Act, the evidence-based Triple P Positive Parenting Program was implemented as a parenting education strategy. A total of 38 practitioners, representing eight local agency providers participated in extensive Triple P training across four levels of intervention and received accreditation. Providers began offering parenting education services to parents in Fall 2018 with over 1,000 parents receiving services in the first year.
- In early 2018, the Commission made a decision to establish a First 5 Center in the City of Vallejo due to the high-risk factors in that city. During Fiscal Year 2018-19, First 5 Solano identified a location within a census tract with 58% child poverty, and close to neighborhoods with even higher rates of poverty. Construction began with an estimated timeline for opening the Center in December 2019.
- The First 5 Center will be a one-stop location to provide a full range of dual-generation services to support healthy behavior, social and emotional development, and school readiness of children, as well as provide parents the tools they need to develop positive parent child relationships and connect to other families. All services will be family-centered and trauma-informed to build resilience and strengthen families.

Sonoma

In Fiscal Year 2018-19, the First 5 Sonoma County Commission's top priorities included increasing equitable access to quality early care and evolving the Commission's organizational structure to promote the sustainability of its mission and stewardship of public funds.

It is no longer the case that one parent works and one stays home. Childcare is essential to support parents' ability to work and further their skills through education. Affording childcare is difficult in Sonoma County and is a barrier for employers to attract and retain workers. Locally, a family earning the median household income spends 20% on childcare, and the cost is over 60% for a parent earning minimum wage.

In the 2017 wildfires 15 licensed childcare programs were lost, displacing 444 children and leaving many parents unable to work. First 5 Sonoma County launched the Employer-Supported Child Care initiative, partnering with the Santa Rosa Metro Chamber, Sonoma County Office of Education, employers, childcare operators, the Child Care Planning Council, and the Community Child Care Council to leverage private sector resources to make child care more affordable.

The Commission partnered with elected officials and County of Sonoma and City of Santa Rosa planning and economic development departments to set up a soft pipeline of housing development projects over the next five years to co-locate childcare facilities within affordable housing.

Stanislaus

2018 was a pivotal year for First 5 Stanislaus. The organization completed a name change from the Stanislaus County Children & Families Commission to First 5 Stanislaus. We adopted a new logo and new website to reflect our energy and progressive nature. We also created a new digital report to the community to replace its previous print newspaper version. This report featured video testimonials that highlighted the impact of First 5 work in the lives of community members. Probably the most significant accomplishment in 2018-2019 was the completion of a major community-based, strategic direction and planning process involving multiple stakeholders. The result of the work included a new mission statement, values, priorities and strategies to move forward.

Improved Family Functioning:

- The parents of 9,328 children received family support services through countywide Family Resource Centers or other programs.
- 1,660 received more intensive services focused on improving child abuse risk factors.
- The parents of 1,469 children attended parenting classes to increase parenting skills and knowledge.
- Of the 1,427 children 0-5 whose caregivers were screened for depression, 353 children 0-5 had a caregiver referred for mental health services as a result.

Improved Child Development:

- The families of 782 children 0-5 increased the time spent reading with their children at home after receiving literacy services.
- 1,048 children 0-5 were screened for educational developmental issues and 73 were reported as being referred for further assessments or services.

- 119 children participated in the Kindergarten Readiness Program at school sites across the county that helped prepare them for Kindergarten.

Improved Health:

- 130 infants were born term after their mothers participated in a healthy birth program.
- 92% of the mothers initiated breastfeeding.

Improved Systems of Care:

- Families of 5,839 children have increased knowledge and use of community resources.

Sutter

In partnership with the Sutter County Maternal, Child and Adolescent Health (MCAH) program and with the assistance from the Yolo County Perinatal Mental Health Collaborative, Sutter County Children & Families Commission implemented the universal symbol for Maternal Mental Health into a live Traveling Blue Dot in celebration of Maternal Mental Health Month (May 2019). The live Blue Dot travelled to multiple agencies throughout Sutter County during the month of May to actively engage both traditional and nontraditional colleagues in a social media campaign. Photos of agencies were taken with the Blue Dot and were featured on the Commission's Facebook page. The purpose of the photos taken was to promote awareness about maternal mental health and the need for developing a system of care. The Blue Dot Campaign successfully engaged agencies to initiate conversations about their critical role in addressing maternal mental health. The social media photos made a statement in the community that they care about mothers and baby's health. The campaign started necessary conversations, established relationships and begun to decrease stigmas around perinatal mood and anxiety disorders.

Some of the stakeholders included urgent care, family resource centers, the Sutter County Sherriff and Yuba City Police Department, Sutter County Public Health, Adventist Health, Children's Museum, Yuba-Sutter-Colusa United Way, Sutter County Library and the Yuba-Sutter Chamber of Commerce. The project also received proclamations from both the Yuba City Council and the Sutter County Board of Supervisors, along with the policymakers taking a photo with the Blue Dot.

Sutter County Children & Families Commission continues to work with partners to strengthen resources to link mothers to the care required when experiencing mental health disorders and develop a comprehensive resource guide that will support healthcare providers, Help Me Grow staff, WIC and the community-at-large.

Tehama

First 5 Tehama continued to be a visionary leader in the county for building sustainable systems to support families with young children. At the countywide level, First 5 Tehama supported the Pregnancy to Preschool Partnership (P2P), a collaboration of publicly-funded agencies to streamline referral and data sharing processes, and ensure that every child that comes to the attention of partner agencies has access to a high quality early learning opportunity. In Fiscal Year 2018-19, 216 families were given referrals from 21 agencies through the P2P network. First 5 Tehama also funded the School Readiness Initiative, a program that serves families from pregnancy to age 5, without income eligibility or medical necessity. Upon referral, resource visits were conducted with 304 families to understand needs, conduct developmental screenings, and refer to home visitation, playgroups, parent cafés and any other early learning and parent supports needed. Evidence-based home visitation (Parents as Teachers) was provided to 358 families to help them learn more about child development, positive parent-child interactions and to help children meet health and developmental milestones. Parents praised the home visiting program, with 88% of parents reporting an increase in knowledge of their child(ren)'s development. At the end of program, 99% of children had medical and dental health coverage, and 86% of children were up-to-date on medical visits, 63% on dental visits, and 88% on immunizations. Parents felt that parent cafés were extremely valuable for social networking and building protective factors; 98% were satisfied or very satisfied with their experience. In Fiscal Year 2018-19, one hundred playgroups provided developmentally appropriate activities for 915 children without prior early learning experience. In post surveys, nearly all parents reported increases in knowledge of child development (96%), social-emotional competence of children (93%), and access to community resources (96%).

Trinity

The First 5 Trinity County Children and Families Commission invests in a variety of services aimed at supporting children prenatal through age five and their families. Primary investments include:

- School Readiness Playgroups: First 5 Trinity partners with the Trinity County Office of Education (TCOE) to provide pre-K programs at various locations throughout the county. The pre-K school readiness program offers structured playgroups aimed at preparing kids for kindergarten. In Fiscal Year 2018-19, the program served 62 children ages 0 through 5, and 41 primary caregivers.
- Parent Nursery School Program: The Parent Nursery School program partners with parents to provide engaging enrichment activities. In Fiscal Year 2018-19, the program served 17 children ages 3 through 5, and 30 primary caregivers.
- Welcome Baby Program: The Welcome Baby Program offers new parents a lifeline to support, information and community resources. New parents are visited in their home by a family advocate that provides information about what to expect as a new parent, coaching about creating a safe home environment, and information about resources. In Fiscal Year 2018-19, the program served 12 infants, and 26 primary caregivers.
- Children's Garden: The Children's Garden Project aims to teach young children the fundamentals of gardening as well as to provide basic guidance on healthy

nutrition. In Fiscal Year 2018-19, the program served 93 children ages 0 through 5, and 94 primary caregivers.

- Trinity Smiles: Trinity Smiles is a program that provides mobile and dental services at various school sites, with a focus on providing care to underserved children in the county. Services include oral evaluations, extractions, cleanings, oral hygiene instruction, x-rays and fillings. In Fiscal Year 2018-19, the program served 58 children ages 0 through 5, and 79 other family members.

In addition to the primary investments described above, First 5 Trinity supports smaller community projects.

Tulare

First 5 Tulare County's vision is that all Tulare County children will thrive in supportive, safe, loving homes and neighborhoods and will enter school healthy and ready to learn. This was the first year of implementing the new Strategic Plan.

In 2018-2019, funded programs served 30,345 parents and children. Each of First 5 Tulare County programs are unique. This year First 5 Tulare would like to highlight two programs: Save the Children Early Steps to School Success and Altura Centers for Health Breastfeeding Friendly Clinics.

First 5 Tulare County's partnership with Save the Children Federation Inc. Early Steps to School Success has been crucial to reaching hard-to-reach populations. The program partners with six of the counties rural school districts to ensure children and their parents have access to high quality literacy education via home visitation to expectant families, families with infants and toddlers, and families with 3 to 5 year olds. The families of expectant mothers focuses on prenatal health care and baby's developmental progress. Families with infants and toddlers are provided with services to build strong, loving relationships with their children and create supportive environments. Parent education is offered to cover topics such as communication, child safety, and children's health and development. Books are brought to each visit to help families build their home libraries. Growing up in a house full of books has been strongly linked to academic achievement. Families that participated in the program demonstrated an increase in books in their home and on average read together 10 times per month. 100% of the children 0-3 that were identified as having a concerns via the Ages and Stages Questionnaire received referrals for treatment.

First 5 Tulare County has expanded their partnership with Altura Center for Health Breastfeeding Friendly clinics. Through this first year of implementation they served 236 women that were seen by the International Board of Lactation Consultant Examiners.

Tuolumne

First 5 Tuolumne provides leadership and support for programs to achieve the vision that all children are healthy and ready to learn. First 5 Tuolumne County invested $726,982 in Fiscal Year 2018-19, providing services to over 2,622 young children, parents, and providers. Of those receiving services, most were served by Health programs (80 percent) such as the Smile Keepers dental program, Public Health Outreach, and developmental screenings. Our main focus areas are:

- Improved Family Functioning: Primary Caregivers obtained the supports and resources they need to be their child's first and best teacher. 254 parents, caregivers, and providers participated in programs for improving family functioning such as in-home support, group parenting classes, as well as training to improve their ability to provide for their families such as GED and ELL classes.
- Improved Child Health: Our Smile Keepers Oral Health program provided oral health screening, fluoride varnish, and education to 1,028 children and 569 parents. This was the first year First 5 Tuolumne offered the Ages and Stages Questionnaire for Social-Emotional Development (ASQ-SE) at all our county kindergarten registrations.
- Improved Child Development: Tuolumne County invested $259,259 to improve the quality of our early care and education sites. This was done by investing in professional development stipends for providers who participate in continuing education and/or coaching as well as investing in training to provide the ASQ-SE to parents. This was the first year First 5 Tuolumne has invested in the Imagination Library. Since 90% of a child's brain develops before the age of 5, we know it is vital to invest in families and encourage them to talk, read, and sing to their children every day. We are confident the Imagination Library will help.

Ventura

In Fiscal Year 2018-19, First 5 Ventura County implemented the third funding year of its five-year strategic plan that was adopted in June 2015. For funding years one through three, investments largely remained the same as the Commission utilized its Sustainability Fund to maintain funding levels. With the depletion of the Sustainability Fund in June 2019, First 5 Ventura County prepared to shift its strategic investments for years four and five towards advocacy, capacity building and system change efforts, that promote parent engagement, build best practices and quality standards, engage partners in cross system governance and increase the alignment of resources for improved outcomes for young children. Significant modifications to implementation models for First 5 Ventura County's investments in quality preschool, Help Me Grow, and Neighborhoods for Learning (NfL) initiative, a nationally recognized, community-based service delivery model were finalized and contractor selections occurred so that services were ready to begin on July 1, 2019.

During Fiscal Year 2018-19. The NfLs brought together early learning, health and family support resources for families in their neighborhoods and piloted a standardized approach for delivering Parent and Child Together (PACT) classes. Programs funded under Countywide Specialized Strategies delivered regional-based family

strengthening, early intervention, and health-focused programming, such as oral health services and Triple P. Help Me Grow streamlined the process of accessing support for families of young children with developmental and behavioral concerns. Quality early learning opportunities continued through the funding of preschool spaces and quality improvement activities. First 5 Ventura County championed the Take 5 and Read To Kids campaign to raise awareness about the importance of early childhood literacy and launched a new parent engagement strategy built upon a national model, in collaboration with the Center for the Study of Social Policy's Early Childhood Learning and Innovation Network for Communities (EC-LINC).

Yolo

As the first year of a new Strategic Plan, Fiscal Year 2018-19 was a year of significant movement in First 5 Yolo's direction to focus on prevention and deeper investments in systems transformation efforts. Funded program highlights include:

- Helping families avoid the need for entry into CWS and supporting positive parenting
- Increasing access to early mental health screens and supports
- Engaging families in early learning
- Piloting a systems transformation effort, The CHILD Project.

Starting in Fiscal Year 2018-19, First 5 Yolo acted as co-founder and lead agency for city cannabis-related revenue invested in a pilot project for higher-risk families, prenatal-3 yrs. This pilot set the foundation for an innovative and expansive project in support of pregnant women and mothers of infants.

All programs are increasingly coordinated and targeted to systems transformation. The Commission anticipates substantial strides in this regard in Fiscal Year 2019-20 with the launch of a large initiative, The CHILD Project: Road to Resilience (R2R), co-funded with California Department of Social Services Office of Child Abuse Prevention and built on the foundation of the earlier pilot project. R2R is a systems improvement designed to prevent conditions that contribute to child maltreatment, prevent or mitigate adverse childhood experiences, and provide a system for improved health, safety, and early experiences. The Project identifies high-risk mothers and infants and provides intensive, evidence-based home visiting to substantially mitigate the risk for child maltreatment and future trauma.

In the support of these efforts, First 5 Yolo invested time and attention in its local "Thrive by Five" strategy, advocating for the dedication of new revenues to early childhood prevention and intervention efforts. This has catalyzed leading edge policies in cities and at the County, resulting in the inclusion of early childhood in a County cannabis tax expected to help fund First 5 activities in Fiscal Year 2019-20, and dedicated funding from cites.

Yuba

In Fiscal Year 2018-19, First 5 Yuba awarded nearly $60,000 in mini-grant funds to fourteen different community based organizations, public entities, and private agencies that addressed all First 5 California result areas. Mini-grants supporting Improved Child Health, included continuing education for medical professionals related to breastfeeding. A gas card program supported families traveling out of the area for pediatric specialty care, and local kids' yoga classes totaling over 103 children 0-5 and their families.

In relation to Improved Child Development; both center and home based day cares received support in curriculum development and sustainable facility improvements. Notable was the establishment of a school readiness preschool program at a remote charter school in the rural areas of Yuba County. Modeling a nearby existing First 5 funded school readiness program, the charter school currently serves 12 children 0-5 and their families. Overall, seven agencies were funded, reaching 114 children.

Mini-grants linked to Improved Family Functioning included an emergency homeless shelter supporting 11 children 0-5 and their families during the winter months. A child's bereavement program engaged 37 children through therapeutic art expression on local school campuses. Lastly, an Air Force Base managed family resource center provided opportunities for military families to participate in a variety of social groups and activities to connect families on base and to their community. In less than a year attendance at play groups, field trips, and engagement in social programs tripled. While mini-grants are respectively smaller awards in relationship to our major funded partners, the impact and reach of these programs and services is monumental. By investing in small agencies, providers, and community based organizations, mini-grants help to build local capacity by providing a variety of services to a large geographical area in non-traditional settings.

Appendix A: Number of Services and Expenditures by Result Area and Service Type, FY 2018-19[1]

IMPROVED FAMILY FUNCTIONING

Result Area and Service Type	Children	Primary Caregivers	Providers	Total Primary Caregivers and Providers	Total Number of Services	Percent of Services in Result Area	Percent of Total Number of Services	Total Expenditures for Services	Percent of Service Expenditures in Result Area	Percent of Total Expenditures [2]
General Family Support	196,418	313,282	4,096	317,378	513,796	91%		$42,544,136	53%	-
Targeted Intensive Family Support	23,119	26,472	1,242	27,714	50,833	9%		$37,023,994	47%	-
Total Improved Family Functioning	219,537	339,754	5,338	345,092	564,629	100%	7%	$79,568,130	100%	25%

IMPROVED CHILD DEVELOPMENT

Result Area and Service Type	Children	Primary Caregivers	Providers	Total Primary Caregivers and Providers	Total Number of Services	Percent of Services in Result Area	Percent of Total Number of Services	Total Expenditures for Services	Percent of Service Expenditures in Result Area	Percent of Total Expenditures [2]
Quality Early Learning Supports	186,913	34,748	29,461	64,209	251,122	70%		$77,032,351	66%	
Early Learning Programs	45,207	57,925	2,330	60,255	105,462	30%		$39,658,966	34%	
Total Improved Child Development	232,120	92,673	31,791	124,464	356,584	100%	32%	$116,691,317	100%	36%

IMPROVED CHILD HEALTH

Result Area and Service Type	Children	Primary Caregivers	Providers	Total Primary Caregivers and Providers	Total Number of Services	Percent of Services in Result Area	Percent of Total Number of Services	Total Expenditures for Services	Percent of Service Expenditures in Result Area	Percent of Total Expenditures [2]
General Health Education and Promotion	31,880	59,793	4,515	64,308	96,188	18%		$8,354,458	7%	
Prenatal and Infant/ Toddler Pediatric Support	3,675	2,674	116	2,790	6,465	1%		$2,297,787	2%	
Perinatal and Early Childhood Home Visiting	40,947	57,515	233	57,748	98,695	18%		$60,775,533	48%	
Oral Health Education and Treatment	116,800	34,747	617	35,364	152,164	28%		$13,759,888	11%	
Early Intervention	134,109	45,932	13,025	58,957	193,066	35%		$40,922,043	32%	
Total Improved Child Health	327,411	200,661	18,506	219,167	546,578	100%	61%	$126,109,709	100%	39%
Total	779,068	633,088	55,635	688,723	1,467,791		100%	$322,369,156		100%

IMPROVED SYSTEMS OF CARE

Result Area and Service Type	Children	Primary Caregivers	Providers	Total Primary Caregivers and Providers	Total Number of Services	Percent of Services in Result Area	Percent of Total Number of Services	Total Expenditures for Services	Percent of Service Expenditures in Result Area	Percent of Total Expenditures [2]
Policy and Public Advocacy								$32,767,831	40%	
Program and Systems Improvement Efforts								$50,077,096	60%	
Total Improved Systems of Care								$82,844,927	100%	
GRAND TOTAL	779,068	633,088	55,635	688,723	1,467,791			$405,214,083		

[1] Colusa and Kings counties are not included.
[2] Totals may not equal 100 percent due to rounding.

Appendix B: First 5 California Result Areas and Services

Result Area: Improved Family Functioning

Providing parents, families, and communities with relevant, timely, and culturally appropriate information, education, services, and support.

General Family Support

Programs providing shorter-term, non-intensive instruction on general parenting topics, and/or support for basic family needs and related case management (e.g., meals, groceries, clothing, emergency funding or household goods acquisition assistance, and temporary or permanent housing acquisition assistance). Supports may include referrals to family services such as Family Resource Centers (FRCs) and other community resources, adult and family literacy, and fatherhood programs. In general, these programs are designed to provide less intense and shorter term support services and classes for families by paraprofessional staff. Program models or initiatives may include Abriendo Puertas, Avance, family resource core support, and the Positive Parenting Program (Triple P).

Targeted Intensive Family Support Services

Programs providing intensive and/or clinical services by a paraprofessional and/or professional, as well as one-to-one services in family support settings. Programs are generally evidence-based and designed to support at-risk parents and families prenatally or with young children to increase knowledge and skills related to parenting and improved family functioning (e.g., counseling, family therapy, parent-child interaction approaches, and long-term classes or groups). This also is the category for reporting comprehensive and/or intensive services to special populations (i.e., homeless, teen parents, foster children, special needs). Program models or initiatives may include Incredible Years, Nurturing Parenting Program, and Triple P.

Result Area: Improved Child Development

Increasing the quality of and access to early learning and education for young children.

Quality Early Learning Supports

Programs designed to enhance early learning programs such as professional development for early educators, or implementation and integration of services. This service category may include quality rating and improvement system investments as part of First 5 Improve and Maximize Programs so All Children Thrive and Quality Counts California. This service category covers Early Childhood Education (ECE) settings efforts, most commonly by licensed care providers, and may include interagency collaboration, facility grants and supply grants to providers, support services to diverse populations, and database management and development. Non-ECE settings work is included under General Family Support. Program models or initiatives include Quality Counts California.

Early Learning Programs

Early learning programs for children 0 to 5 years old may include preschool programs, kindergarten transition services, and early learning programs for all ages. Early learning programs for primary caregivers and their children together may include playgroups primarily focusing on 0 to 3 year-olds. Programs may include child-related early literacy and Science, Technology, Engineering, and Math programs. Programs may include extra supports in early learning settings for homeless children, Federal Migrant or Tribal Child Care programs, and children receiving Alternative Payment vouchers for childcare. Program models or initiatives include facility grants, playgroups, preschool/childcare reimbursement, and summer programs.

Result Area: Improved Child Health

Promoting optimal health through identification, treatment, and elimination of the risks that threaten children's health and lead to developmental delays and disabilities in young children.

General Health Education and Promotion

Programs promoting children's healthy development, including nutrition, fitness, and access to health/dental/vision insurance and health services. Programs also may focus on increased awareness of information about child safety seats, fire, safe sleep, and drug/alcohol/tobacco education. Program models or initiatives include nutrition/breastfeeding, safe sleep, safety education, smoking or tobacco cessation.

Perinatal and Early Childhood Home Visiting

Home visiting is a primary service delivery strategy for inter-generational family-centered supports. Home visiting services are provided by qualified professionals with parents, prenatally and/or with children birth to age three. These voluntary programs are tailored to meet the needs of individual families and offer information, guidance, and support directly in the home environment. While home visiting programs vary in goals and content of services, in general, they combine parenting and health care education, early intervention, and early learning supports for young children and their families. Home visits focus on linking pregnant women with prenatal care, promoting strong parent-child attachment, coaching parents on learning activities that foster their child's development, and supporting families during the pivotal window of pregnancy through early childhood.

Program models or initiatives include Early Head Start, Healthy Families America, Nurse Family Partnership, Parents as Teachers, Home Instruction Program for Preschool Youngsters, Maternal, Infant and Early Childhood Home Visiting, and local models.

Prenatal and Infant/Toddler Pediatric Support

Out-of-home programs that may include prenatal care and follow-up for healthy development-related services during the first three years of a child's life. These programs are designed to improve the health and well-being of women during and after pregnancy, and the infant or young child by a paraprofessional and/or professional outside of the family home, including, but not limited, to pediatric or clinical environments. Programs may provide comprehensive support, including parenting education, health information, developmental assessments, providing referrals, and promoting early learning.

Program Models or initiatives include Developmental Understanding and Legal Collaboration for Everyone, Healthy Steps, and local models.

Oral Health Education and Treatment

Programs providing an array of services that can include dental screening, assessment, cleaning and preventive care, treatment, fluoride varnish, and parent education on the importance of oral health care. This may include provider training and care coordination of services.

Early Intervention

Programs providing screening, assessment, and diagnostic services, including referrals or follow-up to needed services. Programs including early intervention or intensive services to children with disabilities and other special needs, or at-risk for special needs. May include strategies targeting language and communication skills, social and emotional development, developmental delays, related parent education, and Mental Health Consultations in ECE settings. Program models or initiatives include care coordination and mild-to-moderate supports.

Result Area: Improved Systems of Care

Implementing integrated, comprehensive, inclusive, and culturally and linguistically appropriate services to achieve improvements in one or more of the other Result Areas.

Policy and Public Advocacy

Policy and Public Advocacy includes community awareness, public outreach and education on issues related to children 0 to 5 and their families. This also may include work focused on policy change, work with local and statewide stakeholders, policy development, related efforts, and Town Halls.

Initiatives include resilient families and communities, child health, early learning, and revenue.

Program and Systems Improvement Efforts

Efforts to improve service quality, connections between programs, infrastructure support, and professional development. This also may include activities such as strategic planning, business planning, grant writing workshops, sustainability workshops, and assistance in planning and promoting large community conferences or forums. These improvement efforts should result in improved outcomes for children ages 0 to 5 years of age. Improvements could be geared toward creating a well-trained workforce with shared professional standards and competencies, creating strong and effective linkages across particular system components, or leveraging funding to sustain the system of care. This also may include database management and other cross-agency systems evaluation support. Initiatives include early identification and intervention, health systems, family strengthening, *Talk. Read. Sing.*®, and Trauma Informed Care/ Adverse Childhood Experiences.

References

[1] Educare https://www.educareschools.org/

[2] Center on the Developing Child at Harvard University. (2007). A Science-Based Framework for Early Childhood Policy: Using Evidence to Improve Outcomes in Learning, Behavior, and Health for Vulnerable Children.

[3] Shonkoff, J. and Phillips, D. (2000). Neurons to Neighborhoods: The Science of Early Childhood Development. Washington, D.C.: National Academy Press.

[4] Yazejian, N., Bryant, D., Freel, K., Burchinal, M., and the Educare Learning Network (ELN) Investigative Team. (2015). High-quality early education: Age of entry and time in care differences in student outcomes for English-only and dual language learners. Early Childhood Research Quarterly, 32, 23-39.

[5] Educare California at Silicon Valley. http://educaresv.org/

[6] Educare Los Angeles at Long Beach. https://www.educareschools.org/schools/los-angeles-long-beach/

Our Vision

California's children receive the best possible start in life and thrive.

First 5 California
California Children and Families Commission
2389 Gateway Oaks Drive, Suite 260
Sacramento, California 95833
P: (916) 263-1050 F: (916) 263-1360
www.ccfc.ca.gov

Commission Chair
Max Rodriguez
Board of Supervisors

Board Members

Sara Bosse
Public Health

Linda Bresee
Community

Cecilia Massetti, Ed. D
Superintendent of Schools

Deborah Martinez
Social Services

Nina J. Zarucchi-Mize
Community

Aftab Naz, M.D.
Pediatrician

Karen V. Wynn, Ph. D
Community

Yolanda Contreras
Community

Vacant
Executive Director

Date: July 29, 2020

To: Members, First 5 Madera County Commission

From: Erika Wright, FRC Manager

Subject: **Agenda Item 5.0**
Review of the 2020-2024 First 5 Madera County Strategic Plan

RECOMMENDATION:
That your Commission review the current First 5 Madera County 2020-2024 Strategic Plan.

BACKGROUND:
Per the requirement of First 5 California, your Commission is required to review your current Strategic Plan each fiscal year. The current Strategic Plan was adopted on June 5, 2019 and executed for the period beginning July 1, 2020 through June 30, 2024.

DISCUSSION:
The purpose of this item is for your Commission to receive a high level overview of your 2020-2024 Strategic Plan, including a revisit of your Commission's Framework, Guiding Principles, and Goals and Objectives.

FISCAL IMPACT
None.

First 5 Family Resource Centers

Madera Family Resource Center
525 E. Yosemite Avenue
Madera, CA 93638

Tel: 559-661-5155
Fax: 559-675-4950

Chowchilla Family Resource Center
405 Trinity Avenue
Chowchilla, CA 93610

Tel: 559-201-5000
Fax: 559-665-0490

www.first5madera.net

Review Of First 5 Madera 2020-2024 Strategic Plan

MISSION STATEMENT

To enhance early childhood development, child health, and family involvement by advocating, supporting, and providing access to early intervention systems through:

- Increasing funding investments for 0-5 year olds;
- Bolstering the network through strategic partnerships; and
- Empowering families.

Xavier, 5 Months Old
Grandson of Mattie Mendez,
Stakeholder, First 5 Madera County
Director, Community Action Partnership of Madera Co.

THE NETWORK STRATEGY

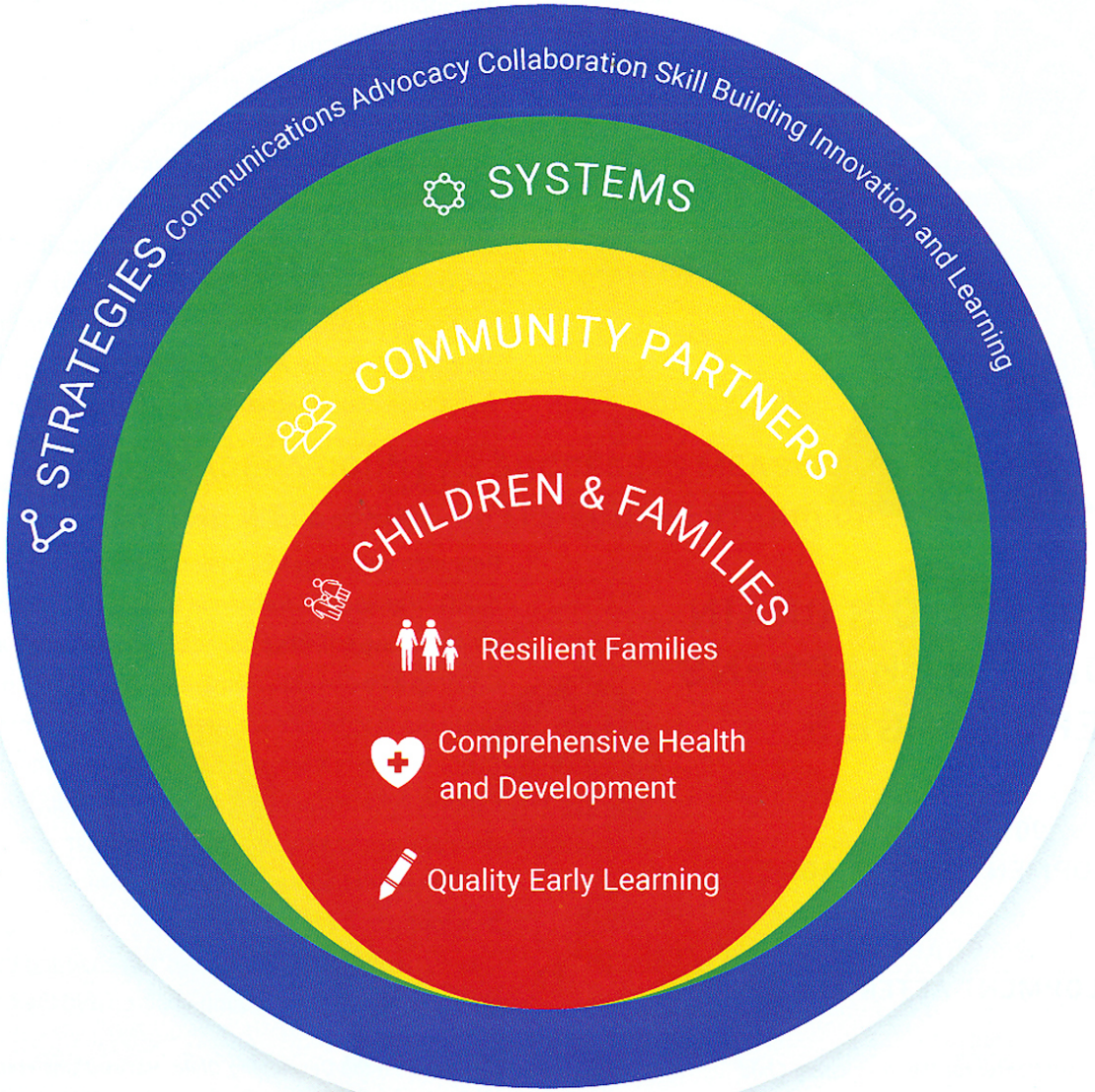

STRATEGIC PLAN FRAMEWORK

VISION

Madera County's success is measured by the well-being of its youngest children.

MISSION

Enhance early childhood development, child health and family involvement by advocating, supporting, and providing access to early intervention systems...

PRINCIPLES

Upstream | High ROI | Equity | Data Driven | SMART

GOALS

CHILD HEALTH

1. Expand opportunities to promote overall child health.

FAMILY INVOLVEMENT

2. Improve family capacity to keep children safe from harm.
3. Improve community capacity to effectively promote family resiliency

CHILD DEVELOPMENT

4. Expand the capacity to serve children in quality early education programs.
5. Empower parents to be their child's first teacher.
6. Promote a "one-voice" message...

FUNDING

STRATEGIC INVESTMENTS

(Commission Initiated and Community Initiated)

FRCs

FAMILY RESOURCE CENTERS

GUIDING PRINCIPLES

Prevention focused strategies that aim to avoid crisis

Gains for the individual, family, and/or community

Giving everyone what they need to be successful

Measurable results that prove impact

An actionable plan for results by being Specific, Measurable, Achievable, Relevant and Time-based

GOALS AND OBJECTIVES

CHILD HEALTH

Promote the overall physical, social and emotional health of young children

GOAL 1: Expand opportunities to promote overall child health

OBJECTIVE 1.1 Increase access to preventative health and developmental services

OBJECTIVE 1.2 Increase access to adequate nutrition and physical activity

FAMILY INVOLVEMENT

Cultivate parenting skills and enhance access to services

GOAL 2: Improve family capacity to keep children safe from harm

OBJECTIVE 2.1 Increase early intervention services for families at risk for child maltreatment

OBJECTIVE 2.2 Reduce the harmful effects of tobacco and cannabis products

OBJECTIVE 2.3 Increase parental knowledge and skill building around preventative injuries to children

GOAL 3: Increase community capacity to effectively promote family resiliency

OBJECTIVE 3.1 Increase culturally sensitive professional development opportunities on topics related to child maltreatment

OBJECTIVE 3.2 Increase parenting interventions that are culturally sensitive

OBJECTIVE 3.3 Increase access to social and concrete supports to reduce the effects of family isolation

CHILD DEVELOPMENT

Ensure children have access to quality early learning experiences and environments

GOAL 4: Expand the capacity to serve children in quality early education

OBJECTIVE 4.1 Increase the availability of preschool programming that targets working and struggling families

OBJECTIVE 4.2 Strengthen the early care and education workforce through professional growth and career

GOAL 5: Empower parents to be their child's first teacher

OBJECTIVE 5.1 Increase opportunities for quality parent- child interaction and activities

GOAL 6: Promote a "one- voice" message on the importance of early childhood

OBJECTIVE 6.1 Incorporate the use of First 5 California's Talk. Read. Sing. campaign in all programming

Thank You

FIRST 5
MADERA COUNTY

2020-2024 STRATEGIC PLAN

Commission Chair
Max Rodriguez
Board of Supervisors

Board Members

Sara Bosse
Public Health

Linda Bresee
Community

Cecilia Massetti, Ed. D
Superintendent of Schools

Deborah Martinez
Social Services

Nina J. Zarucchi-Mize
Community

Aftab Naz, M.D.
Pediatrician

Karen V. Wynn, Ph. D
Community

Yolanda Contreras
Community

First 5 Family Resource Centers

Madera Family Resource Center
525 E. Yosemite Avenue
Madera, CA 93638

Tel: 559-661-5155
Fax: 559-675-4950

Chowchilla Family Resource Center
405 Trinity Avenue
Chowchilla, CA 93610

Tel: 559-201-5000
Fax: 559-665-0490

www.first5madera.net

Date: July 29, 2020

To: Members, First 5 Madera County Commission

From: WCW Solutions, Inc. with First 5 Counsel

Subject: **Agenda Item 6.0**
Conflict of Interest Ordinance

Recommendation:
That your Commission:
a. Approve the revised Conflict of Interest Ordinance.

Background

The First 5 Commission of Madera County's most recent Conflict of Interest Code is from 2013. The Fair Political Practice Commission recommends that these codes be reviewed every other year and recommends that codes be updated which are more than 5 years old. Due to the age of the current code and in order to clean up ambiguous or incorrect items in the code, the Commission is being presented with this code.

Discussion

Review of the current FPPC Form 700 processes/filing options brought to the attention of First 5 by state auditors revealed that First 5 Madera County lacks a coherent system that clearly articulates (a) the responsible filing officer, (b) a record of whom exactly is required to file, and (c) a reliable method of filing/record-keeping. First 5 General Counsel has updated the code to address both items (a) and (b) and First 5 staff, along with WCW, has worked to address all above issues and has enlisted the office of the County Clerk of Madera County to assist in creating workable methods of managing Form 700s in the future by using the same electronic filing method (net-file) as occurs at the County level.

Fiscal Impact

In discussions with the Madera County Clerk, there appears to be no cost to including First 5 Commissioners and staff to the net.file system.

Conflict of Interest Code

The Political Reform Act (Government Code Section 81000 at seq.) requires state and local government agencies to adopt and promulgate conflict of interest codes.

The Fair Political Practices Commission ("FPPC") has adopted a regulation (2 Cal. Code of Regs. 18730) which contains the terms of a standard conflict of interest code which may be incorporated by reference in an agency's code, and which may be amended by the Fair Political Practices Commission to conform to amendments in the Political Reform Act, following public notice and hearings.

Therefore, the terms of 2 Cal. Code of Regs. 18730 and any amendments to it duly adopted by the FPPC are hereby incorporated by reference. This regulation designates officials and employees and establishes disclosure categories which shall constitute the conflict of interest code for First 5 Madera County.

Designated employees of First 5 Madera County and First 5 Madera County Commission members, shall adhere to the financial disclosure requirements of the First 5 Madera County conflict of interest code adopted pursuant to the provisions of Government Code 87300.

"The Board of Supervisors [of Madera County] ("Board") is the filing officer for statement of economic interest filed by heads of agencies and members of boards and commissions located wholly within the County but not under direct jurisdiction of the Board." (Request for Advice FPPC File No. A-05-009). As such, members of the Commission and the Executive Director shall file statements with First 5 which will then forward the documents to the Board or else have the option to file directly with the Board so long as First 5 is able to access or retain copies of statements for a given year. Designated employees ~~including Commission members~~ shall file statements of economic interests with First 5 Madera County in the manner of First 5's choosing. The ~~Executive Director or designee~~filing officer shall make and retain copies of all statements and make them available for public inspection and reproduction, pursuant to Government Code Section 81008. ~~For elected officials, the Madera County Clerk Recorder is the filing officer and copies should be provided to First 5 Madera County.~~

The filing officer for designated employees of First 5 Madera County is the Operations Manager. The code reviewing body is the Madera County Board of Supervisors.

LEGAL REFERENCE
CA Code of Regulations Title 2, 18726.3 - 18730

Adopted:	December, 1998
Revised:	June 7, 2006
Revised:	January 9, 2013
Revised:	August 5, 2020

Conflict of Interest Code

The designated employees of First 5 Madera County and the First 5 Commission members shall adhere to the financial disclosure requirements of the First 5 Madera County Conflict of Interest Code adopted pursuant to Government Code 87300. The following disclosure categories are to guide individuals in the determination of conflict.

Disclosure Categories

An investment, business position, interest in real property, or source of income is reportable if the business entity in which the investment or business position is held, the interest in real property, or the income or source of income may foreseeable be affected materially by any decision made or participated in by the designated employee by virtue of the employee's position.

Disclosure Category No. 1

- Designated employees in Category No. 1 must report all investments, business positions in, and income from sources located in or doing business in the jurisdiction. Interests in real property located in the jurisdiction, including property located within a two mile radius of the jurisdiction or of any property owned or used by the agency.

Disclosure Category No. 2

- Designated employees in Category No. 2 must report all investments, business positions in, and income from sources which provide services, supplies, materials, machinery, or equipment of the type utilized by the agency.

  Example: Purchasing Agent

Disclosure Category 3

- Designated employees in Category No. 3 must report all investments, business positions in, and income from sources which provide services, supplies, materials, machinery, or equipment of the type utilized by the specified area of responsibility.

  Example: Information Technology Support Staff/Contractor

The designated positions are listed by category reflecting levels of required disclosure.

Designated Positions	**Disclosure Category**
Members, First 5 Madera County	1
Executive Director	1
Operations Manager/Deputy Director	1
Finance Manager	
FRC Manager	2
Program Officer (Contracts)	2
Program Officer (Evaluation)	2
FRC Coordinator	3
Health and Wellness Coordinator	3
Those Consultants determined to be in a "decision making" capacity by the Executive Director	As determined by the Executive Director

Adopted: ~~January 9, 2013~~August 5, 2020

Conflict of Interest Code

The Political Reform Act (Government Code Section 81000 at seq.) requires state and local government agencies to adopt and promulgate conflict of interest codes.

The Fair Political Practices Commission ("FPPC") has adopted a regulation (2 Cal. Code of Regs. 18730) which contains the terms of a standard conflict of interest code which may be incorporated by reference in an agency's code, and which may be amended by the Fair Political Practices Commission to conform to amendments in the Political Reform Act, following public notice and hearings.

Therefore, the terms of 2 Cal. Code of Regs. 18730 and any amendments to it duly adopted by the FPPC are hereby incorporated by reference. This regulation designates officials and employees and establishes disclosure categories which shall constitute the conflict of interest code for First 5 Madera County.

Designated employees of First 5 Madera County and First 5 Madera County Commission members, shall adhere to the financial disclosure requirements of the First 5 Madera County conflict of interest code adopted pursuant to the provisions of Government Code 87300.

"The Board of Supervisors [of Madera County] ("Board") is the filing officer for statement of economic interest filed by heads of agencies and members of boards and commissions located wholly within the County but not under direct jurisdiction of the Board." (Request for Advice FPPC File No. A-05-009). As such, members of the Commission and the Executive Director shall file statements with First 5 which will then forward the documents to the Board or else have the option to file directly with the Board so long as First 5 is able to access or retain copies of statements for a given year. Designated employees shall file statements of economic interests with First 5 Madera County in the manner of First 5's choosing. The filing officer shall make and retain copies of all statements and make them available for public inspection and reproduction, pursuant to Government Code Section 81008.

The filing officer for designated employees of First 5 Madera County is the Operations Manager. The code reviewing body is the Madera County Board of Supervisors.

LEGAL REFERENCE
CA Code of Regulations Title 2, 18726.3 - 18730

Adopted: December, 1998
Revised: June 7, 2006
Revised: January 9, 2013
Revised: August 5, 2020

Conflict of Interest Code

The designated employees of First 5 Madera County and the First 5 Commission members shall adhere to the financial disclosure requirements of the First 5 Madera County Conflict of Interest Code adopted pursuant to Government Code 87300. The following disclosure categories are to guide individuals in the determination of conflict.

Disclosure Categories

An investment, business position, interest in real property, or source of income is reportable if the business entity in which the investment or business position is held, the interest in real property, or the income or source of income may foreseeable be affected materially by any decision made or participated in by the designated employee by virtue of the employee's position.

Disclosure Category No. 1

- Designated employees in Category No. 1 must report all investments, business positions in, and income from sources located in or doing business in the jurisdiction. Interests in real property located in the jurisdiction, including property located within a two mile radius of the jurisdiction or of any property owned or used by the agency.

Disclosure Category No. 2

- Designated employees in Category No. 2 must report all investments, business positions in, and income from sources which provide services, supplies, materials, machinery, or equipment of the type utilized by the agency.

  Example: Purchasing Agent

Disclosure Category 3

- Designated employees in Category No. 3 must report all investments, business positions in, and income from sources which provide services, supplies, materials, machinery, or equipment of the type utilized by the specified area of responsibility.

  Example: Information Technology Support Staff/Contractor

The designated positions are listed by category reflecting levels of required disclosure.

Designated Positions	**Disclosure Category**
Members, First 5 Madera County	1
Executive Director	1
Operations Manager/Deputy Director	1
Finance Manager	
FRC Manager	2
Program Officer (Contracts)	2
Program Officer (Evaluation)	2
FRC Coordinator	3
Health and Wellness Coordinator	3
Those Consultants determined to be in a "decision making" capacity by the Executive Director	As determined by the Executive Director

Adopted: August 5, 2020

FIRST 5 MADERA COUNTY
Talk. Read. Sing.®
It Changes Everything.

FIRST 5 20 YEARS
OUR KIDS OUR FUTURE

Commission Chair
Max Rodriguez
Board of Supervisors

Board Members

Sara Bosse
Public Health

Linda Bresee
Community

Cecilia Massetti, Ed. D
Superintendent of Schools

Deborah Martinez
Social Services

Nina J. Zarucchi-Mize
Community

Aftab Naz, M.D.
Pediatrician

Karen V. Wynn, Ph. D
Community

Yolanda Contreras
Community

Date: July 29, 2020

To: Members, First 5 Madera County Commission

From: WCW Solutions, Inc. with First 5 Counsel

Subject: **Agenda Item 7.0**
Updates of Ordinance of Commission Membership

Recommendation:
That your Commission:
a. Approve the update of the Ordinance of Commission Membership to forward to the Board of Supervisors and request an update .

Background

First 5 Commissioners of Madera County serve by appointment by the Madera County Board of Supervisors as designed by Madera County Code section 2.95.050 which establishes membership and terms of office.

Discussion

First 5 staff have noticed inconsistencies between the Madera County Code, the First 5 Board-approved Bylaws, and current make-up of the County. This item is to clean up these inconsistencies.

Fiscal Impact

None

First 5 Family Resource Centers

Madera Family Resource Center
525 E. Yosemite Avenue
Madera, CA 93638

Tel: 559-661-5155
Fax: 559-675-4950

Chowchilla Family Resource Center
405 Trinity Avenue
Chowchilla, CA 93610

Tel: 559-201-5000
Fax: 559-665-0490

www.first5madera.net

BEFORE
THE BOARD OF SUPERVISORS
OF THE COUNTY OF MADERA
STATE OF CALIFORNIA

ORDINANCE NO. _____

AN ORDINANCE AMENDING CHAPTER 2.95 OF TITLE 2 OF THE MADERA COUNTY CODE AS PERTAINING TO CHILDREN AND FAMILIES COMMISSION AND TRUST FUND

The Board of Supervisors of the County of Madera does ordain as follows:

SECTION 1. AMENDMENTS TO CHAPTER 2.95 CHILDREN AND FAMILIES COMMISSION AND TRUST FUND, SECTION 2.95.050.

Section 2.95.050, of Chapter 2.95, of Title 2, of the Madera County Code, is amended to read as follows:

Chapter 2.95
Children and Families Commission and Trust Fund

2.95.050 - Membership and terms of office.

A. The Commission shall consist of nine members, as follows:

1. One member of the Madera County Board of Supervisors, chosen by the Board of Supervisors; and

2. The director of the Madera County Public Health Department; and

3. The director of the Madera County ~~welfare~~Social Services Department; and ~~six~~

4. The Madera County Superintendent of Schools; and

5~~5~~. Five other members to be chosen by the Board of Supervisors~~, consisting of:~~

~~a. One member representing local school districts including the county office of education, and~~

~~. Five members~~ from among persons from the following categories: recipients of project services included in the county strategic plan; educators specializing in early childhood development; representatives of a local child care resource or referral agency, or a local child care coordinating group; representatives of a local organization for prevention or early intervention for families at risk; representatives of community-based organizations that have the goal of promoting nurturing and early childhood development; and representatives of local medical, pediatric, or obstetric associations, societies, or the local medical community; provided, however, at least one member shall: (i) represent the Chowchilla/Fairmead area (US Postal Zip Code 93610), (ii) represent the city of Madera, (iii) represent the unincorporated valley area, and (iv) represent unincorporated Eastern Madera County.

~~B. Except for the appointee from the board of supervisors, the Madera County public health department and the Madera County department of social services, whose appointments shall be~~

~~continuous, each member of the commission shall be appointed for a three-year term. All members of the commission shall serve at the will and pleasure of the board, and may be removed at any time, without cause, by the board of supervisors.~~

Only the members representing the Board of Supervisors, the Madera County Health Department, the Madera County ~~department of social services and local school districts, including the county office of education,~~Social Services Department, and the Madera County Superintendent of Schools may designate an alternate member to serve in his or her capacity, provided that such alternate represents the same agency or department as the appointed member.

B. Each member of the Commission who is chosen by the Board of Supervisors pursuant to 2.95.050(A)(5) shall be appointed for a three-year term. All members of the Commission shall serve at the will and pleasure of the Board of Supervisors, and may be removed at any time, without cause, by the Board of Supervisors.

SECTION 2. This Ordinance shall take effect and be in full force thirty (30) days from and after its adoption.

SECTION 3. The Clerk to the Board of Supervisors is hereby directed to cause a this Ordinance to be published by one insertion in a newspaper of general circulation in the community at least five (5) days prior to adoption and again fifteen (15) days after its adoption.

* * * * * * * * * * * * * * * *

The foregoing Ordinance was adopted this _____ day of _____, 20____, by the following vote.

Supervisor Frazier voted: ____

Supervisor Rogers voted: ____

Supervisor Poythress voted: ____

Supervisor Rodriguez voted: ____

Supervisor Wheeler voted: ____

_____
Chairman, Board of Supervisors

ATTEST:

_____

Clerk, Board of Supervisors

Approved as to Legal form:
COUNTY COUNSEL

By_____

J:\WDOCS\03416\001\ORD\00776570.DOCX

BEFORE
THE BOARD OF SUPERVISORS
OF THE COUNTY OF MADERA
STATE OF CALIFORNIA

ORDINANCE NO. _____

AN ORDINANCE AMENDING CHAPTER 2.95 OF TITLE 2 OF THE MADERA COUNTY CODE AS PERTAINING TO CHILDREN AND FAMILIES COMMISSION AND TRUST FUND

The Board of Supervisors of the County of Madera does ordain as follows:

SECTION 1. AMENDMENTS TO CHAPTER 2.95 CHILDREN AND FAMILIES COMMISSION AND TRUST FUND, SECTION 2.95.050.

Section 2.95.050, of Chapter 2.95, of Title 2, of the Madera County Code, is amended to read as follows:

Chapter 2.95
Children and Families Commission and Trust Fund

2.95.050 - Membership and terms of office.

A. The Commission shall consist of nine members, as follows:

1. One member of the Madera County Board of Supervisors, chosen by the Board of Supervisors; and

2. The director of the Madera County Public Health Department; and

3. The director of the Madera County Social Services Department; and

4. The Madera County Superintendent of Schools; and

5. Five other members to be chosen by the Board of Supervisors from among persons from the following categories: recipients of project services included in the county strategic plan; educators specializing in early childhood development; representatives of a local child care resource or referral agency, or a local child care coordinating group; representatives of a local organization for prevention or early intervention for families at risk; representatives of community-based organizations that have the goal of promoting

nurturing and early childhood development; and representatives of local medical, pediatric, or obstetric associations, societies, or the local medical community; provided, however, at least one member shall: (i) represent the Chowchilla/Fairmead area (US Postal Zip Code 93610), (ii) represent the city of Madera, (iii) represent the unincorporated valley area, and (iv) represent unincorporated Eastern Madera County.

Only the members representing the Board of Supervisors, the Madera County Health Department, the Madera County Social Services Department, and the Madera County Superintendent of Schools may designate an alternate member to serve in his or her capacity, provided that such alternate represents the same agency or department as the appointed member.

B. Each member of the Commission who is chosen by the Board of Supervisors pursuant to 2.95.050(A)(5) shall be appointed for a three-year term. All members of the Commission shall serve at the will and pleasure of the Board of Supervisors, and may be removed at any time, without cause, by the Board of Supervisors.

SECTION 2. This Ordinance shall take effect and be in full force thirty (30) days from and after its adoption.

SECTION 3. The Clerk to the Board of Supervisors is hereby directed to cause a this Ordinance to be published by one insertion in a newspaper of general circulation in the community at least five (5) days prior to adoption and again fifteen (15) days after its adoption.

//

//

//

//

//

//

//

* * * * * * * * * * * * * * * *

The foregoing Ordinance was adopted this _____ day of _____, 20____, by the following vote.

Supervisor Frazier voted: ____

Supervisor Rogers voted: ____

Supervisor Poythress voted: ____

Supervisor Rodriguez voted: ____

Supervisor Wheeler voted: ____

_____
Chairman, Board of Supervisors

ATTEST:

_____
Clerk, Board of Supervisors

Approved as to Legal form:
COUNTY COUNSEL

By_____

J:\WDOCS\03416\001\ORD\00776570.DOCX

FIRST 5 MADERA COUNTY
Talk. Read. Sing.®
It Changes Everything.

FIRST 5 20 YEARS
OUR KIDS OUR FUTURE

Commission Chair
Max Rodriguez
Board of Supervisors

Board Members

Sara Bosse
Public Health

Linda Bresee
Community

Cecilia Massetti, Ed. D
Superintendent of Schools

Deborah Martinez
Social Services

Nina J. Zarucchi-Mize
Community

Aftab Naz, M.D.
Pediatrician

Karen V. Wynn, Ph. D
Community

Yolanda Contreras
Community

First 5 Family Resource Centers

Madera Family Resource Center
525 E. Yosemite Avenue
Madera, CA 93638

Tel: 559-661-5155
Fax: 559-675-4950

Chowchilla Family Resource Center
405 Trinity Avenue
Chowchilla, CA 93610

Tel: 559-201-5000
Fax: 559-665-0490

www.first5madera.net

Date: July 29, 2020

To: Members, First 5 Madera County Commission

From: WCW Solutions, Inc. (Interim Executive Director)

Subject: **Agenda Item 8.0**
Update Commission Reimbursement Policy

Recommendation:
That your Commission:
a. Approve the update to the First 5 Madera County Commission Reimbursement Policy

Background

The First 5 Madera County Commission has had a policy on commissioner reimbursement. There have been some questions from Commissioners and staff regarding the policy. It was determined that the policy needed to be updated and revised. An updated version of the policy was given to the Commission on May 6, 2020, and brought to the SOC at their last meeting.

Discussion

First 5 Counsel reviewed and revised the First 5 Madera County Commission Reimbursement Policy and provided a possible commissioner reimbursement option. The revised policy if approved would allow for commissioners to be reimbursed for costs associated with commission conference and meeting attendance.

The proposed policy was reviewed and approved by the SOC for forwarding onto the full Commission for consideration.

Fiscal Impact

The proposed policy would authorize the reimbursement of commissioner costs within the specified limitation of this policy. These proposed reimbursements would be from the First 5 administrative budget and would not create a significant impact.

REIMBURSABLE EXPENSE POLICY FOR FIRST 5 COMMISSIONERS

This Policy is adopted pursuant to the provisions of Health and Safety Code section 130140(a)(1)(B) and is applicable to members of the Children and Families Commission of Madera County (First 5). This Policy is designed to provide guidance on the expenditures of First 5 resources for the reasonable expenses associated with attending meetings and discharging other duties as necessary.

The Commission finds and determines that it is important for its legislative officials to remain informed and trained in issues affecting the mission and affairs of First 5, and that attendance at conferences, conventions, seminars, meetings, or similar events is of value to First 5 and the community. The benefits include:

a. The opportunity to discuss the community's concerns with state and federal officials;

b. Participation in regional, state and national organizations whose activities affect First 5;

c. Attending educational seminars improve officials' skill and information levels; and

d. Promoting public service and morale by recognizing such service.

This Policy is designed to promote these endeavors while protecting public resources and fostering public trust in the use of those resources. Items outlined in this Policy are Commissioner expenses eligible for reimbursement; however, it is the preference of the First 5 Commission to have First 5 directly pay for Commissioner expenses when it is practicable to do so. Staff shall keep an accounting of expenses directly paid or reimbursed by First 5 and update the Commission.

Anticipated conferences, conventions, seminars, and professional meetings or similar events involving matters of interest relating to First 5, and which may be attended by one or more Commissioners, shall generally be identified and budgeted for in the current operating budget. Such events, with sufficient notice, shall be discussed and approved for attendance at the next Commission meeting. If First 5 is not notified of an events with sufficient time to bring the issue to the next Commission meeting, interested Commissioners may attain the approval of the Chair for attendance and approval shall be ratified at the next Commission meeting. Any Commissioner attending such a conference, seminar, or similar event at Commission expense is expected to make every effort to attend the entire conference and/or as many sessions as possible, and to report back to the Commission as provided in this Policy.

A. AUTHORIZED EXPENSES FOR CONDUCTING COMMISSION BUSINESS

Expenses incurred in connection with the following types of activities are to be considered authorized expenses and eligible for reimbursement by First 5, provided the requirements of this Policy are met:

1. Communicating with representatives of regional, state and national government

on Commission adopted policy positions;

2. Attending educational seminars, conferences, or similar events designed to improve a Commissioner's skill and information on matters related to the mission or services of First 5;

3. Participating in regional, state and national organizations whose activities impact First 5;

4. Necessary reasonable direct expenses incurred by Commissioners for childcare and mileage in order to attend Commission meetings or conduct Commission business.

All other expenses not falling within the authorized categories above require approval by the Commission before reimbursement will be paid. When possible, Commissioners should seek Commission authorization for reimbursement of any expenses not in the authorized categories listed above before the expenses are incurred.

B. EXPENSES NOT ELIGIBLE FOR REIMBURSEMENT

Examples of personal expenses that the Commission will not reimburse include, but are not limited to:

1. The personal portion of any trip;

2. Political or charitable contributions or events;

3. Family expenses, including a partner's expenses, when accompanying a Commissioner on Commission business, as well as children, or pet-related expenses;

4. Entertainment expenses, including theater, movies (either in-room or at the theater), sporting events (including gym, massage and/or golf related expenses), or other cultural events;

5. Alcohol/personal bar expenses;

6. Non-mileage personal automobile expenses, including repairs, traffic citations, insurance or gasoline; and

7. Personal losses incurred while on Commission business.

C. COMPENSATION FOR ATTENDANCE AT COMMISSION MEETINGS

1. Pursuant to Health and Safety Code section 130410(a)(1)(B), compensation for services of a Commissioner is prohibited. Reimbursement for authorized expenses incurred in attending Commission meetings, as provided in Section A.4. of this Policy, shall not be considered compensation.

D. TRANSPORTATION

The following transportation expenses incurred by a Commissioner on Commission business may be reimbursed. When attending conferences or meetings that are of such distance that it is more economical to take commercial air transportation, if a Commissioner chooses to drive his/her car the reimbursement amount shall not exceed the cost of a reasonable commercial roundtrip flight.

1. **Airfare.** Airfares for commercial flights that are reasonable and economical shall be reimbursed.

2. **Automobile.** Automobile mileage shall be reimbursed at Internal Revenue Service ("IRS") rates in effect at the time of travel. These rates are designed to compensate the driver for gasoline, insurance, maintenance, and other expenses associated with operating the vehicle. This amount does not include parking, bridge and road tolls, which are also reimbursable at their actual costs.

3. **Car Rental.** Rental rates that are reasonable and economical shall be reimbursed.

4. **Ground Transportation.** Reasonable fares for ground transportation such as taxis, Uber, Lyft, or shuttles, including a reasonable gratuity per fare, shall be reimbursed when a Commissioner has traveled on Commission business without his/her own automobile or a rental car, or when such ground transportation is reasonable under the circumstances.

E. LODGING

Reasonable lodging expenses incurred by a Commissioner will be reimbursed or paid when travel on official Commission business reasonably requires an overnight stay. When possible, lodging arrangements shall be made by First 5 staff rather than a Commissioner. Rates of any reimbursement required to the Commissioner shall not exceed rates as determined by the U.S. General Services Administration (GSA). Those rates can be found at the GSA website at https://www.gsa.gov/travel/plan-book/per-diem-rates. Reimbursements in excess of this amount will only be allowed upon approval of the Commission.

F. MEALS AND INCIDENTALS

Reimbursement of meal expenses and associated reasonable gratuities will not exceed the applicable per diem rates as determined by the U.S. General Services Administration (GSA). Those rates can be found at the GSA website at https://www.gsa.gov/travel/plan-book/per-diem-rates. Reimbursements in excess of this amount will only be allowed upon approval of the Commission.

G. REPORTS TO COMMISSION

At the next regular Commission meeting, the Commissioner shall briefly report on the Commission business for which he/she conducted or attended at Commission expense.

The report may be oral or written. If multiple officials attended, a joint report may be made.

H. COMPLIANCE WITH LAWS; VIOLATION

Commissioners should keep in mind that some expenditures may be subject to reporting under the Political Reform Act and other laws. All agency expenditures are public records subject to disclosure under the Public Records Act and other applicable laws. Use of public resources or falsifying expense reports or reimbursement requests in violation of this Policy may result in any or all of the following: (1) loss of reimbursement privileges, (2) a demand for restitution to First 5, (3) reporting the amount reimbursed as income to the Commissioner for tax purposes, (4) civil fines or penalties, and (5) prosecution for misuse of public resources.

Commission Chair
Max Rodriguez
Board of Supervisors

Board Members

Sara Bosse
Public Health

Linda Bresee
Community

Cecilia Massetti, Ed. D
Superintendent of Schools

Deborah Martinez
Social Services

Nina J. Zarucchi-Mize
Community

Aftab Naz, M.D.
Pediatrician

Karen V. Wynn, Ph. D
Community

Yolanda Contreras
Community

First 5 Family Resource Centers

Madera Family Resource Center
525 E. Yosemite Avenue
Madera, CA 93638

Tel: 559-661-5155
Fax: 559-675-4950

Chowchilla Family Resource Center
405 Trinity Avenue
Chowchilla, CA 93610

Tel: 559-201-5000
Fax: 559-665-0490

www.first5madera.net

Date: July 29, 2020

To: Members, First 5 Madera County Commission

From: Jessica Mejorado, First 5 Counsel
c/o Walsh Cassady Walsh (Interim Executive Director)

Subject: **Agenda Item 9.0**
Updates to First 5 Madera County Contract Framework

Recommendation:
That your Commission:
a. Approve the updates to the First 5 Madera County Contract Framework .

Background

In reviewing the contracts to community organizations for projects already approved by the commission, First 5 Counsel felt that updates needed to be made in the following areas: strengthening language regarding nonperformance, adding language on data security and security incident response, increasing general liability coverage to $2 million (which is currently the Madera County standard), clarifying the need to meet the state requirements for a smoke free environment, strengthening the language on adhering to Grants Management Policies, and clarifying the language surrounding termination of the contract.

Discussion

PGA reviewed the changes and agreed with them with the exception of the increase in liability insurance where there was a split opinion. PGA recommended the entire Commission review this issue. In the time between the PGA meeting and the preparation of the Commission agenda, First 5 staff approached all five contract agencies. Four of the five agencies that will receive contracts were able to get back to First 5 and said they had no problem with the increased liability insurance. First 5 staff assumes that the fifth agency, Chowchilla Elementary, as a public agency has already increased their liability and will also have no problem with the increase.

Fiscal Impact

None

MADERA COUNTY CHILDREN AND FAMILIES COMMISSION
CONTRACT NO.: 2020.ITP.03
(Intent to Partner)

THIS AGREEMENT is dated this _____ day of _____, 2020 by and between the **MADERA COUNTY CHILDREN AND FAMILIES COMMISSION**, duly established pursuant to the Children and Families Act of 1998 (the "COMMISSION"), and the **EXCEPTIONAL PARENTS UNLIMITED** (hereinafter referred to as CONTRACTOR).

RECITALS

1. The voters of the State of California have enacted the Children and Families Act of 1996 (Proposition 10), codified in Health and Safety Code section 130100 *et seq*.

2. COMMISSION has received funds under Proposition 10 to enhance and improve early childhood development within Madera County.

3. COMMISSION has adopted a Strategic Plan to implement services and programs to achieve the intent of Proposition 10 and includes provisions for Intent to Partner (ITP) projects that allow COMMISSION to partner with other organizations to further the Strategic Plan.

4. CONTRACTOR submitted a proposal in response to an Intent to Partner (ITP) – Parent Cafés to deploy the 'SUPPORT FOR THE WELL BEING OF FAMILIES' project ~~which the COMMISSION has determined furthers the COMMISSION'S Strategic Plan~~and COMMISSION and CONTRACTOR intent to enter into a contract for the project ("Agreement").

AGREEMENTS

NOW, THEREFORE, in consideration of the mutual covenants contained herein and the above recitals, which are hereby incorporated into this Agreement, it is mutually agreed to by the parties:

A. SCOPE OF WORK

CONTRACTOR must provide the services to the satisfaction of the COMMISSION as set forth in the Measurable Outcomes Plan (Attachment A) and Budget (Attachment B) (collectively, the "Project"). Attachments A-B are attached hereto and incorporated herein by this reference.

Commented [JAM1]:

B. TERM

The term of this Agreement shall be for a period commencing on July 1, 2020 and ending on June 30, 2021 for a total of twelve (12) months.

C. GRANT AWARD

COMMISSION shall reimburse CONTRACTOR for Project expenses in amounts as stated in Attachment B. The maximum amount reimbursable under this Agreement shall not exceed TWENTY-FIVE THOUSAND DOLLARS ($25,000.00).

D. INVOICES AND QUARTERLY REPORTS

CONTRACTOR is required to submit a list of expenditures or a general ledger report as set forth in the Grants

Management Policies on Resolution 2002-13 (attached hereto as Attachment C~~, attached hereto~~ and incorporated herein by this reference~~).~~ with each quarterly invoice. CONTRACTOR shall submit quarterly reports attached with Exhibit 1 (Quarterly Report Cover Sheet), and submit quarterly invoices as per Exhibit 2 (Quarterly Invoice) of Attachment C on the following dates:

INITIAL PERIOD		DUE DATES:
1st Period	July 1, 2020 - September 30, 2020	October 20, 2020
2nd Period	October 1, 2020 - December 31, 2020	January 20, 2021
3rd Period	January 1, 2021 - March 31, 2021	April 20, 2021
4th Period	April 1, 2021 – June 30, 2021	July 20, 2021

CONTRACTOR shall submit quarterly progress reports on the dates listed above in the format described in the Measurable Outcomes Plan (Attachment A) and Milestone Report (Exhibit 3). All reports due on a quarterly basis will be deemed complete when **both** hard copies **and** electronic copies of all relevant components are submitted.

CONTRACTOR shall ensure all invoices and progress reports shall be submitted and received by the COMMISSION by 4:00 pm on the due dates set forth above. COMMISSION shall accept no faxes. If a due date falls on a weekend or holiday, CONTRACTOR shall submit invoices and progress reports no later than 4:00 pm on the next business day.

COMMISSION may require CONTRACTOR to prepare and submit additional reports to the COMMISSION or to the First 5 State Commission.

E. PAYMENT

Upon timely receipt of Invoices and Progress Reports, the COMMISSION shall reimburse CONTRACTOR no later than sixty (60) days following the accurate completion and submittal of the prior period's work. Authorization of payment to CONTRACTOR shall be provided jointly by the COMMISSION Executive Director and COMMISSION Designee. COMMISSION reserves the right to withhold payment if it is suspected or observed that CONTRACTOR is not in compliance with service or performance obligations pursuant to this Agreement. The COMMISSION will not, for any program, reimburse late fees incurred as a result of CONTRACTOR agency's failure to pay its expenses in a timely manner.

CONTRACTOR will be reimbursed up to the stipulated payment, as defined in Paragraph C above, upon submittal of a "List of Expenditures" or a "General Ledger Report" as stated ~~under Grants Management Policies on Resolution 2002-13 (attached hereto as~~in Attachment C~~)~~. COMMISSION reserves the right to withhold/deny payment if CONTRACTOR does not comply with this requirement.

In the event this Agreement is terminated pursuant to Paragraph GG below, payment will be determined and made as per Paragraph GG stipulations.

F. SITE VISITS

Unscheduled Site Visits: COMMISSION shall have the right, with or without notice, to conduct site visits at any time during CONTRACTOR'S regular business hours at the location(s) where CONTRACTOR is providing Project services under this Agreement. COMMISSION may, at its discretion, provide to CONTRACTOR a report indicating those areas in which CONTRACTOR must improve its performance, as well as areas of positive performance.

Commented [JAM2]: Will they enter into a reform plan? Are there penalties for non-performance?

Scheduled Site Visits: COMMISSION and CONTRACTOR will schedule quarterly site visits to review

quarterly reports and will reveal all challenges and/or successes. Both parties shall sign for acknowledgement once the site visits is completed.

G. SUPPLANTATION OF FUNDS

Consistent with the intent of the California Children and Families First Act of 1998, no monies granted by the COMMISSION may be used to supplant federal, state, county or other monies available to the CONTRACTOR for any purpose.

H. NON-APPROPRIATION OF FUNDS

This Agreement is funded from revenue derived from a tax placed on the sale of tobacco products. COMMISSION reasonably believes that such tax revenue will be available to fully fund this Agreement for its term. In the event, however, no funds or insufficient funds are available for payments of the compensation described in Paragraph E, the COMMISSION will immediately notify CONTRACTOR of such occurrences and this Agreement may be terminated by the COMMISSION, at its sole discretion, upon twenty (20) working days' notice. After this Agreement is terminated under these provisions, the COMMISSION shall have no obligation to make further payments, other than as stated in Paragraph E above.

I. EVALUATION

CONTRACTOR will work with COMMISSION staff to develop and implement an evaluation plan consistent with COMMISSION guidelines, and determine performance measures, data collection and regular data reporting processes. Further, CONTRACTOR understands that the evaluation plan, as part of Attachment A, may be revised as the COMMISSION's Evaluation Program is developed and refined. In the event there is a need to modify the evaluation plan, CONTRACTOR will be notified and given no more than thirty (30) days total to work with COMMISSION staff and make modifications to ensure compliance.

J. ATTRIBUTION

CONTRACTOR will ensure all applications, publications, media activities, posters, conferences, brochures, etc., used in the Project will include a statement that the Project is funded by the COMMISSION with the official COMMISSION logo.
CONTRACTOR will allow the COMMISSION to review all materials (i.e. applications, publications, media activities, posters, press releases, brochures) with the COMMISSION logo and name prior to mass production and/or commercial advertisement.

K. CONFIDENTIALITY

Information obtained in performance of this Agreement may be confidential or sensitive. Confidential information is information which might identify a specific individual, also known as Personally-Identifiable Information ("PII"). Sensitive information may be financial or operational that requires the maintenance of the integrity and assurance of its accuracy and completeness. Confidential and sensitive information are not open to the public and may require special precautions and COMMISSION initiated training to protect it from unauthorized use, disclosure, modification, and destruction.

CONTRACTOR shall comply with all Federal, State, and County laws related to the confidentiality of information. CONTRACTOR shall not publish, disclose, use, or permit or cause to be published, disclosed, or used confidential information pertaining to an individual or recipient of services without the express written consent of the impacted individual and/or COMMISSION. Further, CONTRACTOR shall instruct

all employees with access to confidential information of the confidential nature of the information. CONTRACTOR and all employees related to this Agreement shall attend a mandatory confidentiality trainings held by the COMMISSION in order to maintain Contract Compliance. CONTRACTOR-sponsored trainings may not be used in lieu of the COMMISSION training. The provisions set forth herein shall survive any termination or expiration of this Agreement.

L. DATA SECURITY

All facilities and other resources used to store and/or process PII will employ reasonable and appropriate administrative, physical, and technical safeguards, to secure such data from unauthorized access, disclosure, alteration, and use. Such measures will be no less protective than those used to secure CONTRACTOR's own data of a similar type, and in no event less than reasonable in view of the type and nature of the data involved. CONTRACTOR shall uninstall any required software or network connections from their devices upon the completion of the work.

CONTRACTOR will ensure data is stored using industry-standard and up-to-date security tools and technologies such as anti-virus protections, advanced threat protection, and intrusion detection methods. CONTRACTOR will update its tools and technologies during the course of the Agreement as industry standards change and updated tools and technologies become available.

CONTRACTOR will ensure that its employees, subcontractors and agents who perform work under this Agreement receive appropriate instruction as to how to protect data consistent with the provisions of this Agreement. CONTRACTOR will perform background checks on all personnel who have potential to access Data. Background checks will be performed in accordance with the Fair Credit Reporting Act and will, at a minimum, include Social Security Number validation and trace or foreign equivalent, seven (7) year felony and misdemeanor criminal records of federal, state, or local courts, Office of Foreign Assets Control List (OFAC), Bureau of Industry and Security List (BIS) and Office of Defense Trade Controls Debarred Persons List (DDTC).

M. SECURITY INCIDENT RESPONSE.

Upon becoming aware of any actual or reasonably suspected unauthorized access to or acquisition of computerized information that compromises the security, confidentiality, or integrity of the information, or the ability of COMMISSION to access the information ("Data Compromise"). Data Compromise also means a "Breach" as defined under relevant California or federal law for Protected Information. CONTRACTOR will: (1) promptly notify COMMISSION of any Data Compromise; (2) investigate the and provide COMMISSION with detailed information about the Data Compromise; (3) take reasonable steps to mitigate the effects and to minimize any damage resulting from the Data Compromise; (4) take prompt and appropriate corrective action aimed at preventing the reoccurrence of a similar Data Compromise in the future; and (5) hold COMMISSION harmless from any costs associated with a Data Compromise attributable to the actions or inactions of CONTRACTOR.

N. DISCRIMINATION

CONTRACTOR will serve its target population in an environment that is free of discrimination and sensitive to differences of people working towards the common goal of children ready to enter elementary school as healthy and active learners, including sensitivity to differences of gender, race, ethnicity, culture, class, age, physical ability, sexual orientation or other life experiences. To that end, CONTRACTOR must comply with all applicable laws providing equal employment opportunities. CONTRACTOR must not discriminate against any person on the grounds of race, color, creed, gender, gender identity, religion, marital status, registered domestic partner status, age, national origin or ancestry, physical or mental disability, medical

condition including genetic characteristics, sexual orientation, pregnancy, citizenship status, military or veteran status, or any other characteristic made unlawful by federal, state, or local laws.

O. INDEMNITY/HOLD HARMLESS

COMMISSION will defend, indemnify, and hold harmless CONTRACTOR, its agents, officers and employees, against all suits and claims, liabilities, and losses arising (including attorneys' fees) from any omission, negligent act, or willful misconduct of COMMISSION and its officers, agents, directors, or employees in the performance of this Agreement.

CONTRACTOR will defend, indemnify, and hold harmless the COMMISSION, its officers, directors, agents and employees, against all suits and claims , liabilities, and losses arising (including attorneys' fees) from any omission, negligent act, or willful misconduct of CONTRACTOR and its officers, agents, or employees in the performance of this Agreement.

P. INSURANCE

CONTRACTOR shall agree to maintain insurance in accordance with the provision of Attachment D hereto and incorporated herein by reference. CONTRACTOR will also maintain Professional Liability Insurance: Professional Liability coverage not less than one million ($1,000,000) per occurrence and two million ($2,000,000) in the aggregate.

Commented [JAM3]: I would also recommend that 2 million aggregate be request for General Liability insurance.

Q. GOVERNING LAW AND VENUE

~~Any contract awarded~~This Agreement will be governed by the laws of the State of California. CONTRACTOR shall, at its sole expense, comply with all County, State and Federal ordinances and statutes now in force or which may hereafter be in force with regard to this Agreement.

The parties agree that the venue for any litigation regarding this Agreement or its contents shall be filed in the County of Madera, if in state court; or in the United States District Court, Eastern District of California.

R. AGENCY RELATIONSHIP

This Agreement is not intended to, and shall not be used to, create the relationship of principal-agent, master-servant, or employer-employee between the COMMISSION and CONTRACTOR or any of CONTRACTOR'S subcontractors or employees, nor shall this Agreement create a partnership joint venture or association between the COMMISSION and CONTRACTOR.

CONTRACTOR shall perform all of the Project services as an independent contractor and not as an employee of the COMMISSION. CONTRACTOR understands and acknowledges that it, or any of its subcontractors or employees, shall not be entitled to any of the benefits of a COMMISSION employee including, but not limited to, vacation, sick leave, administrative leave, health insurance, disability insurance, retirement, unemployment insurance and workers' compensation.

Q. STANDARD OF PERFORMANCE

CONTRACTOR represents that it has the skills, expertise, and licenses/permits necessary to perform the services under this Project. Accordingly, CONTRACTOR shall perform the Project in a manner and according to the standards observed by a competent practitioner of the same profession in which CONTRACTOR is engaged. All products of whatsoever nature which CONTRACTOR delivers to the COMMISSION pursuant to this Agreement shall be prepared in a first-class and workmanlike manner, and shall conform to the standards of quality normally observed by a person practicing in CONTRACTOR's

profession. CONTRACTOR shall correct or revise any errors or omissions, at the COMMISSION'S request, without additional compensation. Permits and/or licenses shall be obtained and maintained by CONTRACTOR without additional compensation.

R. TAXES

COMMISSION shall not be responsible for paying any taxes on CONTRACTOR'S behalf, and should the COMMISSION be required to do so by State, Federal, or Local taxing agencies, CONTRACTOR agrees to promptly reimburse the COMMISSION for the full value of such paid taxes plus interest and penalty, if any.

S. OWNERSHIP OF DOCUMENTS

COMMISSION shall be the owner of the following items incidental to this Agreement upon production, whether or not completed: the database and all data collected, all documents of any type whatsoever, and any material necessary for the practical use of the data and/or documents from the time of collection and/or production whether or not performance under this Agreement is completed or terminated prior to completion. CONTRACTOR shall not release any materials under this section except after prior written approval of the COMMISSION.

No materials produced in whole or in part under this Agreement shall be copyrighted in the United States or in any other country except as determined at the sole discretion of the COMMISSION. COMMISSION shall have the unrestricted authority to publish, disclose, distribute, and otherwise use in whole or in part, any reports, data, documents or other materials prepared under this Agreement.

T. RECORDS, AUDIT AND REVIEW

At the primary address for program operation, CONTRACTOR shall keep and maintain all records pertaining to this Agreement for a period of no less than four (4) years following the termination of this Agreement. All accounting records shall be kept in accordance with generally accepted accounting practices. COMMISSION shall have the right to audit and review all such documents and records at any time during CONTRACTOR'S regular business hours or upon reasonable notice.

U. SUBMISSION OF FINANCIAL STATEMENTS

CONTRACTOR shall agree to submit an annual Agency audit, including a management letter when applicable, in accordance with the provision of Attachment F hereto and incorporated herein by reference.

V. NON-EXCLUSIVE AGREEMENT

CONTRACTOR understands that this is not an exclusive Agreement and that the COMMISSION shall have the right to negotiate with and enter into agreements with others providing the same or similar services as those provided by CONTRACTOR as the COMMISSION desires.

COMMISSION understands that CONTRACTOR may be engaged in projects other than those funded through this Agreement.

W. ASSIGNMENT

CONTRACTOR shall not assign any of its rights nor transfer any of its obligations under this Agreement without the prior written consent of the COMMISSION. Any attempt to assign or transfer without such

consent shall be void and without legal effect and shall constitute grounds for immediate termination.

X. SUB-CONTRACTORS

CONTRACTOR shall supervise, monitor and be responsible for all work performed by any and all subcontractors providing services for this Project as determined in this Agreement. CONTRACTOR shall not retain the services of a subcontractor to carry out the Project without COMMISSION'S prior written consent.

Y. MODIFICATION OF STATE COMMISSION GUIDELINES

Future requirements may be imposed by the California Children and Families Commission during the period of this Agreement. COMMISSION will give CONTRACTOR a minimum of thirty (30) days written notice in the event new requirements affect the existing Agreement and the parties will negotiate Agreement modifications. If the COMMISSION and CONTRACTOR are unable to agree to required changes, either party may terminate the Agreement with (30) days written notice.

Z. SMOKE-FREE ENVIRONMENT POLICY

In furtherance of the stated purposes and intent of this Agreement, CONTRACTOR agrees to comply with COMMISSION Resolution 2002-10 (attached hereto and incorporated herein as Attachment E) or provide a comparable Tobacco-Free Policy that complies Labor Code section 6404.5.

AA. GRANTS MANAGEMENT POLICY

CONTRACTOR acknowledges it has read and understands the Grants Management Policies as stated in COMMISSION Resolutions 2002-13 (attached hereto as Attachment C), 2001-09 (attached hereto as Attachment F), 2002-11 (attached hereto as Attachment G), 2002-12 (attached hereto as Attachment H), and 2001-06 (attached hereto as Attachment I) which are all incorporated herein as if fully set forth in this Agreement.

BB. ALTERATION AND MODIFICATION OF AGREEMENT

No alteration or variation in the terms of this Agreement shall be valid unless made in writing and signed by the parties hereto, and no oral understanding or agreement, not incorporated herein, shall be binding on any of the parties hereto. Any part of this Agreement may be modified or amended from time to time only by the written consent of the parties without, in any way, affecting the remainder of the Agreement.

CC. SEVERABILITY

Unless material to this Agreement, any provision, clause, or part herein found to be illegal or unenforceable shall not affect the legality of any other provision, clause, or part, nor the Agreement itself.

DD. PARAGRAPH HEADINGS

Both parties agree that paragraph headings are provided for organizational purposes only and do not in any manner affect the scope, meaning or intent of the provisions of the Agreement.

EE. TOTALITY OF AGREEMENT

This Agreement, along with all Attachments, contain all of the terms and conditions agreed upon by the

Commented [JAM4]: Have the Contractor submitted the resolution required by this policy?

Commented [JAM5]: The attachment doesn't list Labor Code only Assembly Bill 13 but this has been updated since then and should reference the Labor Code section.

Commented [JAM6]: Should they also agree to adhere or is it enough that they read and understand it which wouldn't bind them to follow it?

Commented [JAM7]: References County Counsel –should be updated to reference First 5 Counsel.

parties hereto. No other agreement, oral or otherwise, regarding the subject matter of this Agreement shall be deemed to exist or to bind either of the parties hereto.

FF. NOTICES

Any notices provided by either party to the other shall be deemed to have been fully given when made in writing and personally delivered, deposited in the United States mail postage prepaid, or sent via email and addressed as follows:

TO: First 5 Madera County
525 E. Yosemite Avenue
Madera, CA 93638
Attention: Executive Director

TO: Exceptional Parents Unlimited
4440 North First Street
Fresno, CA 93726
Attn: Lowell Ens, Chief Executive Officer

GG. TERMINATION

1. Except as otherwise provided herein, the COMMISSION may, by written notice to CONTRACTOR, terminate this Agreement in whole or in part at any time, for cause. Upon receipt of notice, CONTRACTOR shall immediately discontinue Project services effected under this Agreement (unless the notice directs otherwise), and within thirty (30) working days, deliver to the COMMISSION all data, estimates, graphs, summaries, reports, and all other records, documents or paper as may have been accumulated or produced by CONTRACTOR.

a. For Cause. COMMISSION may terminate this Agreement immediately upon the happening of any of the following:

- Violation of any material provision of the Agreement;
- Institution of proceedings by or against CONTRACTOR under the bankruptcy laws of the United States;
- Discovery by the COMMISSION that the Agreement was obtained through fraud;
- Suspension of business operations, failure or receivership of CONTRACTOR;
- Any assignment of the Agreement with COMMISSION without prior approval;
- CONTRACTOR's failure to maintain any permits, licenses or personal qualifications, and/or qualified staff referred to in CONTRACTOR proposal and contract statement;
- CONTRACTOR failure to maintain the insurance coverage required by COMMISSION contract;
- CONTRACTOR failure to provide service or complete activities as specified in the proposal and/or the agreed-upon Corrective Action Plan as addressed under Grants Management Policy 2001-06 (attached hereto as Attachment I);
- Non-appropriation of funds as described in Paragraph H above; and/or,
- Inability of CONTRACTOR to adhere to State Commission modifications as described in Paragraph Y.

Notwithstanding any other payment provision of this Agreement, the COMMISSION shall pay CONTRACTOR for services performed to the date of termination to include a prorated amount of

compensation due hereunder less payments, if any, previously made; or, as outlined within Attachment J. In no event shall CONTRACTOR be paid an amount in excess of the full price under this Agreement. CONTRACTOR shall furnish to the COMMISSION such financial information as, in the sole judgment and discretion of the COMMISSION, is necessary to determine the reasonable value of the services rendered by CONTRACTOR. The decision of the COMMISSION shall be final. The foregoing is cumulative and shall not affect any right or remedy, which the COMMISSION may have in law or equity.

2. In the event the COMMISSION fails to pay CONTRACTOR all or any part of the payment set forth in Attachment C, CONTRACTOR may, at any time at CONTRACTOR'S option, terminate this Agreement if such failure is not remedied by the COMMISSION within thirty (30) days written notice to the COMMISSION of such late payment.

HH. AMERICANS WITH DISABILITIES ACT

CONTRACTOR assures the COMMISSION that it complies with the Americans with Disabilities Act (ADA) of 1990 which prohibits discrimination on the basis of disability as well as with all applicable regulations and guidelines issued pursuant to the ADA.

II. AUTHORITY AND COPIES OF AGREEMENT

The undersigned certifies and warrants on his or her own behalf that as the signatory to this Agreement, he or she has the authority to execute this Agreement on behalf of their respective entity. This certification is a material representation of fact upon which reliance was placed when this transaction was made or entered into. This Agreement is executed in counterparts, each of which shall be deemed a duplicate original.

IN WITNESS HEREOF, the parties have affixed their signatures hereto the day and year first above written.

COMMISSION

By: _____
Max Rodriguez
Chairperson
First 5 Madera County Commission

CONTRACTOR

By: _____
Lowell Ens
Chief Executive Officer
Exceptional Parents Unlimited

APPROVED AS TO LEGAL FORM
FOR FIRST 5 MADERA COUNTY

By: _____
Legal Counsel

REVIEWED AND RECOMMENDED
FOR APPROVAL

By: _____
Executive Director
First 5 Madera County

J:\WDOCS\03416\001\AGT\00768074.DOCX

MADERA COUNTY CHILDREN AND FAMILIES COMMISSION
CONTRACT NO.: 2020.ITP.03
(Intent to Partner)

THIS AGREEMENT is dated this _____ day of _____, 2020 by and between the **MADERA COUNTY CHILDREN AND FAMILIES COMMISSION**, duly established pursuant to the Children and Families Act of 1998 (the "COMMISSION"), and the **EXCEPTIONAL PARENTS UNLIMITED** (hereinafter referred to as CONTRACTOR).

RECITALS

1. The voters of the State of California have enacted the Children and Families Act of 1996 (Proposition 10), codified in Health and Safety Code section 130100 *et seq*.

2. COMMISSION has received funds under Proposition 10 to enhance and improve early childhood development within Madera County.

3. COMMISSION has adopted a Strategic Plan to implement services and programs to achieve the intent of Proposition 10 and includes provisions for Intent to Partner (ITP) projects that allow COMMISSION to partner with other organizations to further the Strategic Plan.

4. CONTRACTOR submitted a proposal in response to an Intent to Partner (ITP) – Parent Cafés to deploy the 'SUPPORT FOR THE WELL BEING OF FAMILIES' project and COMMISSION and CONTRACTOR intend to enter into a contract for the project ("Agreement").

AGREEMENTS

NOW, THEREFORE, in consideration of the mutual covenants contained herein and the above recitals, which are hereby incorporated into this Agreement, it is mutually agreed to by the parties:

A. SCOPE OF WORK

CONTRACTOR must provide the services to the satisfaction of the COMMISSION as set forth in the Measurable Outcomes Plan (Attachment A) and Budget (Attachment B) (collectively, the "Project"). Attachments A and B are attached hereto and incorporated herein by this reference.

B. TERM

The term of this Agreement shall be for a period commencing on July 1, 2020 and ending on June 30, 2021 for a total of twelve (12) months.

C. GRANT AWARD

COMMISSION shall reimburse CONTRACTOR for Project expenses in amounts as stated in Attachment B. The maximum amount reimbursable under this Agreement shall not exceed TWENTY-FIVE THOUSAND DOLLARS ($25,000.00).

D. INVOICES AND QUARTERLY REPORTS

CONTRACTOR is required to submit a list of expenditures or a general ledger report as set forth in the Grants Management Policies on Resolution 2002-13 (included in Attachment C, attached and incorporated herein by this reference) with each quarterly invoice. CONTRACTOR shall submit quarterly reports attached with

Exhibit 1 (Quarterly Report Cover Sheet), and submit quarterly invoices as per Exhibit 2 (Quarterly Invoice) on the following dates:

INITIAL PERIOD		DUE DATES:
1st Period	July 1, 2020 - September 30, 2020	October 20, 2020
2nd Period	October 1, 2020 - December 31, 2020	January 20, 2021
3rd Period	January 1, 2021 - March 31, 2021	April 20, 2021
4th Period	April 1, 2021 – June 30, 2021	July 20, 2021

CONTRACTOR shall submit quarterly progress reports on the dates listed above in the format described in the Measurable Outcomes Plan (Attachment A) and Milestone Report (Exhibit 3). All reports due on a quarterly basis will be deemed complete when **both** hard copies **and** electronic copies of all relevant components are submitted.

CONTRACTOR shall ensure all invoices and progress reports shall be submitted and received by the COMMISSION by 4:00 pm on the due dates set forth above. COMMISSION shall accept no faxes. If a due date falls on a weekend or holiday, CONTRACTOR shall submit invoices and progress reports no later than 4:00 pm on the next business day.

COMMISSION may require CONTRACTOR to prepare and submit additional reports to the COMMISSION or to the First 5 State Commission.

E. PAYMENT

Upon timely receipt of Invoices and Progress Reports, the COMMISSION shall reimburse CONTRACTOR no later than sixty (60) days following the accurate completion and submittal of the prior period's work. Authorization of payment to CONTRACTOR shall be provided jointly by the COMMISSION Executive Director and COMMISSION Designee. COMMISSION reserves the right to withhold payment if it is suspected or observed that CONTRACTOR is not in compliance with service or performance obligations pursuant to this Agreement. The COMMISSION will not, for any program, reimburse late fees incurred as a result of CONTRACTOR agency's failure to pay its expenses in a timely manner.

CONTRACTOR will be reimbursed up to the stipulated payment, as defined in Paragraph C above, upon submittal of a "List of Expenditures" or a "General Ledger Report", as stated in the Grants Management Policies, attached hereto as Attachment C. COMMISSION reserves the right to withhold/deny payment if CONTRACTOR does not comply with this requirement.

In the event this Agreement is terminated pursuant to Paragraph GG below, payment will be determined and made as per Paragraph GG stipulations.

F. SITE VISITS

Unscheduled Site Visits: COMMISSION shall have the right, with or without notice, to conduct site visits at any time during CONTRACTOR'S regular business hours at the location(s) where CONTRACTOR is providing Project services under this Agreement. COMMISSION may, at its discretion, provide to CONTRACTOR a report indicating those areas in which CONTRACTOR must improve its performance, as well as areas of positive performance. If, at any time, the COMMISSION determines that performance does not meet the reasonable standards of the COMMISSION, the CONTRACTOR shall be in breach of the Agreement. The COMMISSION, at its sole discretion, may terminate the Agreement and CONTRACTOR shall only be entitled to payment for services adequately rendered.

Scheduled Site Visits: COMMISSION and CONTRACTOR will schedule quarterly site visits to review

quarterly reports and will reveal all challenges and/or successes. Both parties shall sign for acknowledgement once the site visits is completed.

G. SUPPLANTATION OF FUNDS

Consistent with the intent of the California Children and Families First Act of 1998, no monies granted by the COMMISSION may be used to supplant federal, state, county or other monies available to the CONTRACTOR for any purpose.

H. NON-APPROPRIATION OF FUNDS

This Agreement is funded from revenue derived from a tax placed on the sale of tobacco products. COMMISSION reasonably believes that such tax revenue will be available to fully fund this Agreement for its term. In the event, however, no funds or insufficient funds are available for payments of the compensation described in Paragraph E, the COMMISSION will immediately notify CONTRACTOR of such occurrences and this Agreement may be terminated by the COMMISSION, at its sole discretion, upon twenty (20) working days' notice. After this Agreement is terminated under these provisions, the COMMISSION shall have no obligation to make further payments, other than as stated in Paragraph E above.

I. EVALUATION

CONTRACTOR will work with COMMISSION staff to develop and implement an evaluation plan consistent with COMMISSION guidelines, and determine performance measures, data collection and regular data reporting processes. Further, CONTRACTOR understands that the evaluation plan, as part of Attachment A, may be revised as the COMMISSION's Evaluation Program is developed and refined. In the event there is a need to modify the evaluation plan, CONTRACTOR will be notified and given no more than thirty (30) days total to work with COMMISSION staff and make modifications to ensure compliance.

J. ATTRIBUTION

CONTRACTOR will ensure all applications, publications, media activities, posters, conferences, brochures, etc., used in the Project will include a statement that the Project is funded by the COMMISSION with the official COMMISSION logo.
CONTRACTOR will allow the COMMISSION to review all materials (i.e. applications, publications, media activities, posters, press releases, brochures) with the COMMISSION logo and name prior to mass production and/or commercial advertisement.

K. CONFIDENTIALITY

Information obtained in performance of this Agreement may be confidential or sensitive. Confidential information is information which might identify a specific individual, also known as Personally-Identifiable Information ("PII"). Sensitive information may be financial or operational that requires the maintenance of the integrity and assurance of its accuracy and completeness. Confidential and sensitive information are not open to the public and may require special precautions and COMMISSION initiated training to protect it from unauthorized use, disclosure, modification, and destruction.

CONTRACTOR shall comply with all Federal, State, and County laws related to the confidentiality of information. CONTRACTOR shall not publish, disclose, use, or permit or cause to be published, disclosed, or used confidential information pertaining to an individual or recipient of services without the express written consent of the impacted individual and/or COMMISSION. Further, CONTRACTOR shall instruct all employees with access to confidential information of the confidential nature of the information.

CONTRACTOR and all employees related to this Agreement shall attend a mandatory confidentiality trainings held by the COMMISSION in order to maintain Contract Compliance. CONTRACTOR-sponsored trainings may not be used in lieu of the COMMISSION training. The provisions set forth herein shall survive any termination or expiration of this Agreement.

L. DATA SECURITY

All facilities and other resources used to store and/or process PII will employ reasonable and appropriate administrative, physical, and technical safeguards, to secure such data from unauthorized access, disclosure, alteration, and use. Such measures will be no less protective than those used to secure CONTRACTOR's own data of a similar type, and in no event less than reasonable in view of the type and nature of the data involved. CONTRACTOR shall uninstall any required software or network connections from their devices upon the completion of the work.

CONTRACTOR will ensure data is stored using industry-standard and up-to-date security tools and technologies such as anti-virus protections, advanced threat protection, and intrusion detection methods. CONTRACTOR will update its tools and technologies during the course of the Agreement as industry standards change and updated tools and technologies become available.

CONTRACTOR will ensure that its employees, subcontractors and agents who perform work under this Agreement receive appropriate instruction as to how to protect data consistent with the provisions of this Agreement. CONTRACTOR will perform background checks on all personnel who have potential to access Data. Background checks will be performed in accordance with the Fair Credit Reporting Act and will, at a minimum, include Social Security Number validation and trace or foreign equivalent, seven (7) year felony and misdemeanor criminal records of federal, state, or local courts, Office of Foreign Assets Control List (OFAC), Bureau of Industry and Security List (BIS) and Office of Defense Trade Controls Debarred Persons List (DDTC).

M. SECURITY INCIDENT RESPONSE.

Upon becoming aware of any actual or reasonably suspected unauthorized access to or acquisition of computerized information that compromises the security, confidentiality, or integrity of the information, or the ability of COMMISSION to access the information ("Data Compromise"). Data Compromise also means a "Breach" as defined under relevant California or federal law for Protected Information. CONTRACTOR will: (1) promptly notify COMMISSION of any Data Compromise; (2) investigate the and provide COMMISSION with detailed information about the Data Compromise; (3) take reasonable steps to mitigate the effects and to minimize any damage resulting from the Data Compromise; (4) take prompt and appropriate corrective action aimed at preventing the reoccurrence of a similar Data Compromise in the future; and (5) hold COMMISSION harmless from any costs associated with a Data Compromise attributable to the actions or inactions of CONTRACTOR.

N. DISCRIMINATION

CONTRACTOR will serve its target population in an environment that is free of discrimination and sensitive to differences of people working towards the common goal of children ready to enter elementary school as healthy and active learners, including sensitivity to differences of gender, race, ethnicity, culture, class, age, physical ability, sexual orientation or other life experiences. To that end, CONTRACTOR must comply with all applicable laws providing equal employment opportunities. CONTRACTOR must not discriminate against any person on the grounds of race, color, creed, gender, gender identity, religion, marital status, registered domestic partner status, age, national origin or ancestry, physical or mental disability, medical condition including genetic characteristics, sexual orientation, pregnancy, citizenship status, military or veteran status, or any other characteristic made unlawful by federal, state, or local laws.

O. INDEMNITY/HOLD HARMLESS

COMMISSION will defend, indemnify, and hold harmless CONTRACTOR, its agents, officers and employees, against all suits and claims, liabilities, and losses arising (including attorneys' fees) from any omission, negligent act, or willful misconduct of COMMISSION and its officers, agents, directors, or employees in the performance of this Agreement.

CONTRACTOR will defend, indemnify, and hold harmless the COMMISSION, its officers, directors, agents and employees, against all suits and claims , liabilities, and losses arising (including attorneys' fees) from any omission, negligent act, or willful misconduct of CONTRACTOR and its officers, agents, or employees in the performance of this Agreement.

P. INSURANCE

- Automotive Liability Insurance: Automotive Liability coverage not less than one million ($1,000,000) per occurrence and two million ($2,000,000) in the aggregate.
- General Liability Insurance: General Liability coverage not less than one million ($1,000,000) per occurrence and two million ($2,000,000) in the aggregate.
- Workers' Compensation insurance as required by the State of California.
- Professional Liability Insurance: Professional Liability coverage not less than one million ($1,000,000) per occurrence and two million ($2,000,000) in the aggregate.

Each policy of insurance above shall operate as primary insurance. The District, its Board of Directors, employees and agents shall be named as additional insureds under the policies. Evidence of coverage shall be provided before any work is commenced under this permit. Policies shall not be canceled or reduced in coverage without thirty (30) days prior written notice to District.

Q. GOVERNING LAW AND VENUE

This Agreement will be governed by the laws of the State of California. CONTRACTOR shall, at its sole expense, comply with all County, State and Federal ordinances and statutes now in force or which may hereafter be in force with regard to this Agreement.

The parties agree that the venue for any litigation regarding this Agreement or its contents shall be filed in the County of Madera, if in state court; or in the United States District Court, Eastern District of California.

R. AGENCY RELATIONSHIP

This Agreement is not intended to, and shall not be used to, create the relationship of principal-agent, master-servant, or employer-employee between the COMMISSION and CONTRACTOR or any of CONTRACTOR'S subcontractors or employees, nor shall this Agreement create a partnership joint venture or association between the COMMISSION and CONTRACTOR.

CONTRACTOR shall perform all of the Project services as an independent contractor and not as an employee of the COMMISSION. CONTRACTOR understands and acknowledges that it, or any of its subcontractors or employees, shall not be entitled to any of the benefits of a COMMISSION employee including, but not limited to, vacation, sick leave, administrative leave, health insurance, disability insurance, retirement, unemployment insurance and workers' compensation.

Q. STANDARD OF PERFORMANCE

CONTRACTOR represents that it has the skills, expertise, and licenses/permits necessary to perform the

services under this Project. Accordingly, CONTRACTOR shall perform the Project in a manner and according to the standards observed by a competent practitioner of the same profession in which CONTRACTOR is engaged. All products of whatsoever nature which CONTRACTOR delivers to the COMMISSION pursuant to this Agreement shall be prepared in a first-class and workmanlike manner, and shall conform to the standards of quality normally observed by a person practicing in CONTRACTOR's profession. CONTRACTOR shall correct or revise any errors or omissions, at the COMMISSION'S request, without additional compensation. Permits and/or licenses shall be obtained and maintained by CONTRACTOR without additional compensation.

R. TAXES

COMMISSION shall not be responsible for paying any taxes on CONTRACTOR'S behalf, and should the COMMISSION be required to do so by State, Federal, or Local taxing agencies, CONTRACTOR agrees to promptly reimburse the COMMISSION for the full value of such paid taxes plus interest and penalty, if any.

S. OWNERSHIP OF DOCUMENTS

COMMISSION shall be the owner of the following items incidental to this Agreement upon production, whether or not completed: the database and all data collected, all documents of any type whatsoever, and any material necessary for the practical use of the data and/or documents from the time of collection and/or production whether or not performance under this Agreement is completed or terminated prior to completion. CONTRACTOR shall not release any materials under this section except after prior written approval of the COMMISSION.

No materials produced in whole or in part under this Agreement shall be copyrighted in the United States or in any other country except as determined at the sole discretion of the COMMISSION. COMMISSION shall have the unrestricted authority to publish, disclose, distribute, and otherwise use in whole or in part, any reports, data, documents or other materials prepared under this Agreement.

T. RECORDS, AUDIT AND REVIEW

At the primary address for program operation, CONTRACTOR shall keep and maintain all records pertaining to this Agreement for a period of no less than four (4) years following the termination of this Agreement. All accounting records shall be kept in accordance with generally accepted accounting practices. COMMISSION shall have the right to audit and review all such documents and records at any time during CONTRACTOR'S regular business hours or upon reasonable notice.

U. SUBMISSION OF FINANCIAL STATEMENTS

CONTRACTOR shall agree to submit an annual Agency audit, including a management letter when applicable, in accordance with the provision of the Grants Management Policies, as stated in Attachment C.

V. NON-EXCLUSIVE AGREEMENT

CONTRACTOR understands that this is not an exclusive Agreement and that the COMMISSION shall have the right to negotiate with and enter into agreements with others providing the same or similar services as those provided by CONTRACTOR as the COMMISSION desires.

COMMISSION understands that CONTRACTOR may be engaged in projects other than those funded through this Agreement.

W. ASSIGNMENT

CONTRACTOR shall not assign any of its rights nor transfer any of its obligations under this Agreement without the prior written consent of the COMMISSION. Any attempt to assign or transfer without such consent shall be void and without legal effect and shall constitute grounds for immediate termination.

X. SUB-CONTRACTORS

CONTRACTOR shall supervise, monitor and be responsible for all work performed by any and all subcontractors providing services for this Project as determined in this Agreement. CONTRACTOR shall not retain the services of a subcontractor to carry out the Project without COMMISSION'S prior written consent.

Y. MODIFICATION OF STATE COMMISSION GUIDELINES

Future requirements may be imposed by the California Children and Families Commission during the period of this Agreement. COMMISSION will give CONTRACTOR a minimum of thirty (30) days written notice in the event new requirements affect the existing Agreement and the parties will negotiate Agreement modifications. If the COMMISSION and CONTRACTOR are unable to agree to required changes, either party may terminate the Agreement with (30) days written notice.

Z. SMOKE-FREE ENVIRONMENT POLICY

In furtherance of the stated purposes and intent of this Agreement, CONTRACTOR agrees to comply with Labor Code section 6404.5.

AA. GRANTS MANAGEMENT POLICIES

CONTRACTOR acknowledges it has read, understands, and must adhere to the Grants Management Policies as stated in COMMISSION Resolutions 2001-06, 2001-09, 2002-11, 2002-12, and 2002-13, which are all incorporated herein as if fully set forth in this Agreement, and attached hereto as Attachment C.

BB. ALTERATION AND MODIFICATION OF AGREEMENT

No alteration or variation in the terms of this Agreement shall be valid unless made in writing and signed by the parties hereto, and no oral understanding or agreement, not incorporated herein, shall be binding on any of the parties hereto. Any part of this Agreement may be modified or amended from time to time only by the written consent of the parties without, in any way, affecting the remainder of the Agreement.

CC. SEVERABILITY

Unless material to this Agreement, any provision, clause, or part herein found to be illegal or unenforceable shall not affect the legality of any other provision, clause, or part, nor the Agreement itself.

DD. PARAGRAPH HEADINGS

Both parties agree that paragraph headings are provided for organizational purposes only and do not in any manner affect the scope, meaning or intent of the provisions of the Agreement.

EE. TOTALITY OF AGREEMENT

This Agreement, along with all Attachments, contain all of the terms and conditions agreed upon by the parties hereto. No other agreement, oral or otherwise, regarding the subject matter of this Agreement shall be deemed to exist or to bind either of the parties hereto.

FF. NOTICES

Any notices provided by either party to the other shall be deemed to have been fully given when made in writing and personally delivered, deposited in the United States mail postage prepaid, or sent via email and addressed as follows:

TO: First 5 Madera County
525 E. Yosemite Avenue
Madera, CA 93638
Attention: Executive Director

TO: Exceptional Parents Unlimited
4440 North First Street
Fresno, CA 93726
Attn: Lowell Ens, Chief Executive Officer

GG. TERMINATION

1. Except as otherwise provided herein, the COMMISSION may, by written notice to CONTRACTOR, terminate this Agreement in whole or in part at any time, for cause. Upon receipt of notice, CONTRACTOR shall immediately discontinue Project services effected under this Agreement (unless the notice directs otherwise), and within thirty (30) working days, deliver to the COMMISSION all data, estimates, graphs, summaries, reports, and all other records, documents or paper as may have been accumulated or produced by CONTRACTOR.

a. For Cause. COMMISSION may terminate this Agreement immediately upon the happening of any of the following:

- Violation of any material provision of the Agreement;
- Institution of proceedings by or against CONTRACTOR under the bankruptcy laws of the United States;
- Discovery by the COMMISSION that the Agreement was obtained through fraud;
- Suspension of business operations, failure or receivership of CONTRACTOR;
- Any assignment of the Agreement with COMMISSION without prior approval;
- CONTRACTOR's failure to maintain any permits, licenses or personal qualifications, and/or qualified staff referred to in CONTRACTOR proposal and contract statement;
- CONTRACTOR failure to maintain the insurance coverage required by COMMISSION contract;
- CONTRACTOR failure to adequately provide service or complete activities as specified in the proposal and/or the agreed-upon Corrective Action Plan as addressed under Resolution 2001-06 Grants Management Policy Non-Compliance Policy (included in Attachment J);
- Non-appropriation of funds as described in Paragraph H above; and/or,
- Inability of CONTRACTOR to adhere to State Commission modifications as described in Paragraph Y.

Notwithstanding any other payment provision of this Agreement, the COMMISSION shall pay

CONTRACTOR for services performed to the date of termination to include a prorated amount of compensation due hereunder less payments, if any, previously made; or, as outlined within the Grant Management Policies. In no event shall CONTRACTOR be paid an amount in excess of the full price under this Agreement. CONTRACTOR shall furnish to the COMMISSION such financial information as, in the sole judgment and discretion of the COMMISSION, is necessary to determine the reasonable value of the services rendered by CONTRACTOR. The decision of the COMMISSION shall be final. The foregoing is cumulative and shall not affect any right or remedy, which the COMMISSION may have in law or equity.

2. In the event the COMMISSION fails to pay CONTRACTOR all or any part of the payment set forth in Attachment C, CONTRACTOR may, at any time at CONTRACTOR'S option, terminate this Agreement if such failure is not remedied by the COMMISSION within thirty (30) days written notice to the COMMISSION of such late payment.

HH. AMERICANS WITH DISABILITIES ACT

CONTRACTOR assures the COMMISSION that it complies with the Americans with Disabilities Act (ADA) of 1990 which prohibits discrimination on the basis of disability as well as with all applicable regulations and guidelines issued pursuant to the ADA.

II. AUTHORITY AND COPIES OF AGREEMENT

The undersigned certifies and warrants on his or her own behalf that as the signatory to this Agreement, he or she has the authority to execute this Agreement on behalf of their respective entity. This certification is a material representation of fact upon which reliance was placed when this transaction was made or entered into. This Agreement is executed in counterparts, each of which shall be deemed a duplicate original.

IN WITNESS HEREOF, the parties have affixed their signatures hereto the day and year first above written.

COMMISSION

By: _____
Max Rodriguez
Chairperson
First 5 Madera County Commission

CONTRACTOR

By: _____
Lowell Ens
Chief Executive Officer
Exceptional Parents Unlimited

APPROVED AS TO LEGAL FORM
FOR FIRST 5 MADERA COUNTY

By: _____
Legal Counsel

REVIEWED AND RECOMMENDED
FOR APPROVAL

By: _____
Executive Director
First 5 Madera County

J:\wdocs\03416\001\AGT\00771623.DOCX

Oral Health Program

Commission Focus Area: *Child Health*

Service Area: *Camarena Preschool Healthy Lifestyle Program*

Parents Served: *163*

Children 0-5 Served: *163*

First 5 Funds: *$28,979*

Leveraged Funds: *$22,149*

Cost per Child *$314*

Program Highlights

The Camarena Preschool Healthy Lifestyle Program successfully provided health education presentations to 163 students at 13 preschool sites. Of these preschool sites, four (4) are located in Eastern Madera County. Three of these four schools were not originally going to participate in the program. However, funded program staff successfully established relationships with them after the funding cycle began and consequently engaged the schools in participating in the program. Parent/caregivers completed an intake/referral form. This form allowed parents an opportunity to request additional health services.

- ✓ 142 forms were collected
- ✓ 25 referral for services were requested (dental, vision, medical, and pediatrics)
- ✓ 10 referrals were linked to services (through Camarena Health)

Impact of COVID 19

Original Program Goal/Objective	Impact of COVID -19
Activity #2: Provide educational presentations to at least 244 children.	A total of 163 children were served. As a result of school closures, program staff did not meet this participation target.
Activity #3: Provide five (5) educational workshops targeting MUSD and MCSOS parents/caregivers.	Workshops were provided to two (2) MUSD sites. As a result of school closures, additional workshops were unable to be scheduled.
Fiscal Impact	The program has approximately $21,021 of unspent funds. At the moment, a carry-over request is not being considered.

ASQ for Madera County Foster Children 0-5 Program

Commission Focus Area: *Child Health*

Service Area: *Early Intervention*

Parents Served: *67*

Children 0-5 Served: *67*

First 5 Funds: *$4,476*

Leveraged Funds: *$0*

Cost per Child *$67*

Program Highlights

The ASQ for Madera County Foster Children0-5 Program successfully provided ASQ screenings to 67 children referred by the Department of Social Services of Madera County. The Ages and Stages Questionnaire (ASQ-3) focuses on identifying developmental delays in children. The ASQ-SE targets social emotional delays. An ASQ- Specialist was hired during this funding cycle.

- ✓ ASQ Specialist screened 67 children
- ✓ 25 referral for services were requested (dental, vision, medical, and pediatrics)
- ✓ 10 referrals were linked to services (through Camarena Health)

Impact of COVID 19

Original Program Goal/Objective	Impact of COVID -19
Activity #2: Provide initial screenings to Madera County foster children ages 0-5 using the ASQ tools.	1. Program staff were unable to facilitate the ASQ-3 questionnaire as a result of the state-wide shelter in place order preventing staff from facilitating home visits. 2. Once the stay at home order was modified, program staff began facilitating home visits. However, there remain a total of 47 home visits pending because parents do not believe it is safe for program staff to enter their home.
Fiscal Impact	The program has approximately $31,831 of unspent funds. The program submitted a carry-over request. Staff is working with the program to better understand the request and have it ready for review during the August PGA.

Staffing and Operations Committee (SOC)

Meeting Minutes

Wednesday, May 6, 2020
First 5 Family Resource Center
525 E. Yosemite Ave.
Madera, CA 93638
10:00 a.m.-11:00 a.m.

Present:	
Sara Bosse	Madera Co. Department of Public Health
Karen Wynn	Community Representative- Mountain Area
Linda Bresee	Community Representative- Unincorporated Valley Area
Absent: None	
Staff:	
Erika Wright	FRC Manage
Steve Cassady	WCW Solutions Inc.
Anali Manzano	Operations Officer
Hub Walsh	WCW Solutions Ins.
Susan Walsh	WCW Solutions Inc.
Xochitl Villasenor	
Public:	
Jessica Mejorado	
Regina Garza	

1.0 Call to Order

Committee Chair Sara Bosse called the meeting to order at 9:40 a.m.

2.0 Adoption of Committee Agenda for May 6, 2020

Agenda for May 6, 2020, was presented.

Motion to approve the May 6, 2020 meeting agenda as presented. Motion carried by consensus.

Ayes: Bosse, Bresee, Wynn
Noes: None
Abstain: None
Recused: None
Absent: None

3.0 Consideration of October 2019 SOC Meeting Minutes

Motion to approve the October 2, 2019 SOC meeting minutes. Motion carried by consensus.

Ayes: Bosse, Bresee, Wynn
Noes: None
Abstain: None
Recused: None
Absent: None

4.0 Public Comments

There were no public comments

5.0 Action/Discussion Items

5.1 Commission Bylaw

Commissioner Bosse asked that she recalls that legal Counsel wanted to address the Commissioner appointment areas. R. Garza commented that there was an issue that arose about Commissioner Contreras and how her appointment aligns with County Ordinance. Commissioner Contreras was ratified as the representative of the Greater Madera Area. In the ordinance, the Commissioners are layout by district areas, and there was some concern that Commissioner Contreras does not fit on any of those areas outlined by the County ordinance.

The Commission has two options: Ask to modify the County Ordinances; Verify that Commissioner Contreras lives within the city limits.

Commissioner Bosse commented that the SOC was not aware of an ordinance that needed to be followed. This change was not explicitly done for Commissioner Contreras. The SOC recognized that the language provided in the bylaws left areas in the County that were ineligible to participate. Commissioner Contreras's application just brought to light that issue. The areas that are considered rural County or just outside the city limits are excluded from participating. If the change is something that affects ordinance, it needs to be discussed, but it would be a more extended discussion.

R. Garza commented that she would like this issue addressed sooner rather than later since this affects Commissioner Contreras's voting if she were ever the deciding vote on an item.

H. Walsh commented that it is his understanding that the Bylaws were updated to include the Greater Madera Area language. Commissioner Wynn commented that part of the discussion to change the wording on the Bylaws was that the area codes extend past the city limits. But still, some areas are not included in those areas outside of the actual city limits.

Commissioner Wynn asked for legal Counsel to email the county ordinance to the SOC members. The ordinance can be located under Chapter 2.95 under the county code. Under this code, it delineates what areas need to be represented based on county ordinance.

R. Garza suggested that staff get confirmation of whether she fits one of the descriptions or not. Commissioner Wynn asked if amending the ordinance can retroactive. R. Garza commented that if the County adopted a new ordinance, it would not be retroactive.

Commissioner Bosse requested an analysis of the County Ordinance and the bylaws with a recommendation from Legal Counsel to be sent to the SOC members.

5.2 Deferred Maintenance Budget

H. Walsh commented that the deferred maintenance budget for FY 2019-2020 was budgeted for $40,000.00. The budget presented today is for $47,000. For FY 2018-2019. Commissioner Bosse asked why the 2018-2019 budget presented now. E. Wright responded that it is being presented with the 2019-2020 proposed budget because some items have not been done in both fiscal years.

Commissioner Bosse commented that she would be more comfortable staying within the $40,000 approved budget and figure out which of the items are a priority to stay within the budget. Commissioner Bresee and Wynn agree to lower the budget from $47,000 to $40,000.00.

Commissioner Wynn commented that perhaps the Eagle Scouts could paint the parking lot stripes if the County would donate the paint. Commissioner Bresee asked if there would be any legal liability implications for doing that. Commissioner Wynn commented that there could be a hold harmless agreement. E. Wright commented that First 5 has volunteer liability coverage.

Commissioner Bosse commented that she would like to see one list for both fiscal years to make it clear what projects can move forward to FY 2020-2021. H. Walsh commented that staff could combine those items and bring back to the Special SOC Meeting.

Commissioner Bosse asked what the items that are urgent on this deferred maintenance budget are. Commissioner Bresee asked what work does the Fire Panel in Chowchilla need. E. Wright commented that she believes this project has been completed, along with the projectors, and Commissioner laptops. Commissioner Bresee commented that staff complete a list with current projects and remove the completed ones from the list.

E. Wright commented that staff would cross-reference those items against reports that Price Paige & Company has provided to us. H. Walsh commented that staff would make those changes and email to the SOC member or present at the special SOC meeting.

E. Wright commented that she believes a special meeting might be a good idea, so staff can present the 2020-2021 Holiday schedule, since the next holiday is scheduled for July 3, 2020. Commissioner Bosse commented that staff could coordinate a special meeting to address the Holiday Schedule and the deferred maintenance budget.

5.3 2020-2021 Budget

H. Walsh commented that there are some adjustments to the 2020-2021 budget due to layoffs, since the new IMPACT 2020 cannot afford those positions. E. Wright added that overall, IMPACT 2020 is reducing funding to all counties, as well as lowering the number of sites served and eliminating the rating component, since it is costly. They will still provide a coaching model, as well as quality improvement plans.

Commissioner Bosse commented that in the IMPACT Budget, the services and supplies had been zeroed out. The Indirect line item has increased dramatically. X. Villasenor responded that the previous Executive Director generated the budget; staff believes that she simply would fill in those numbers, but those numbers are incorrect. She added that her position and the Evaluation Officer position are devoted to IMPACT. Two staff members will be laid off as of June 30, 2020, who work directly under the IMPACT grant. The new IMPACT 2020 grant will still require much coordination that would have to be absorbed by only two

staff members. She added that she does not have the exact amounts. However, she foresees more funds decreasing from indirect services and increasing the services and supplies line item. Staff can provide the proposed budget submitted to the state to facilitate filling out the missing information for the IMPACT program.

E. Wright commented that there needs to be discussion regarding out-sourcing the coaching and mentoring component.

Commissioner Bosse asked if staff knew about the reduction. E. Wright commented that staff knew that the new IMPACT 2020 was going to be less than the previous grant. She also added that this is a layoff, not a termination since employees know that the grant ends on 6/30/2020. Staff wants to notify employees with as much time in advance.

H. Walsh clarified that this is not an item that needs to go to the Commission. Staff just wanted to make sure the SOC was aware of before; the letters were review by Legal Counsel.

The other part of the 2020-2021 budget is that it proposes strategic investment expenses significantly higher than the previous year about $590,000. It is the understanding that this is the result of discussions with the Commission.

Commissioner Bosse commented that due to lack of time she recommends coordinating a special meeting to address the following:

- Bylaws and County ordinance alignment
- Deferred Maintenance Budget
- Holiday Schedule

Commissioner Wynn commented that she would like to see the updated budget that includes numbers for the IMPACT program. E. Wright commented that she would populate the amounts and send it to the SOC members.

Commission Bosse recommended selecting a meeting date. After discussion, it was agreed upon to meet on May 19, 2020, at 2:00 p.m. through zoom.

Commissioner Bresee commented that she believes that the Holiday calendar will be a lengthy conversation.

Commissioner Bosse requested staff provide the SOC with a summary troubleshooting some issues that may arise. For example, understanding how staff use holidays, the expectation of holidays in the past, and any contextual information that may aid in understanding this issue. She believes that there may be a recommendation for reducing holidays. She would like to know how this decision might impact staff so that a well-informed decision can be made.

Commissioner Wynn asked Counsel if they foresee any limitations to reducing the holidays. R. Garza commented that she does not anticipate legal issues since the holiday calendar is for the next fiscal year. Unless staff signs any paperwork that states that those are the holidays to which they are entitled.

Commissioner Wynn recommended legal Counsel to attend the next SOC meeting on May 19, 2020. R. Garza commented that she or Jessica would be available.

6.0 Staff Updates

IMPACT Layoffs

7.0 Operations Updates

No operation updates

8.0 Announcements

No announcements.

9.0 Next Meeting

Staffing and Operations Committee Meeting – May 19, 2020, at 10:00 a.m.
First 5 Madera County Commission Meeting – June 3, 2020, at 8:00 a.m.

10.0 Meeting Adjournment

Motion to Adjourn the May 6, 2020 SOC meeting. Motion carried by consensus.

Ayes: Bosse, Bresee, Wynn
Noes: None
Abstain: None
Recused: None
Absent: None

The Staffing and Operations Meeting adjourned at 10:26 a.m.

Staffing and Operations Committee (SOC)
Meeting Minutes

Tuesday, May 19, 2020
First 5 Family Resource Center
Madera, CA 93638
2:00 p.m. – 3:00 p.m.

Present:	
Sara Bosse	Madera Co. Department of Public Health
Karen Wynn	Community Representative- Mountain Area
Linda Bresee	Community Representative- Unincorporated Valley Area
Absent:	
None	
Staff:	
Erika Wright	FRC Manager
Steve Cassady	WCW Solutions Inc.
Anali Manzano	Operations Officer
Hub Walsh	WCW Solutions Ins.
Susan Walsh	WCW Solutions Inc.
Public:	
Jessica Mejorado	County Counsel

1.0 Call to Order

Committee Chair, S. Bosse called the meeting to order at 2:01 p.m.

2.1 Adoption of Committee Agenda for May 19, 2020.

After Item 5.1, K. Wynn asked if the agenda had been formally adopted already. S. Bosse responded that it had not and they needed to go back to 2.0 to adopt the agenda. At that time, K. Wynn requested to pull item 5.2 from the agenda. S. Bosse indicated that all of the items would be discussed; J. Mejorado agreed that yes, they would as this is not a consent calendar. K. Wynn stated that it says that it is an actionable item on the agenda, so she asked if it was the expectation that action be taken at the meeting. S. Bosse offered that in discussion, if the committee did not feel prepared to take action, the committee is not obligated to take action. J. Mejorado agreed.

L. Bresee stated that her understanding was the following items would be covered during this special SOC meeting: 1. the Holiday Calendar, 2. deferred maintenance and 3. the Contreras appointment. S. Bosse concurred and added that staff decided to include item 5.1 so the SOC

would have the opportunity to review the budget. H. Walsh stated 5.3 was added so the committee could review prior to June Commission meeting. S. Bosse asked for clarification on 5.3 and if it was related to the bylaws. E. Wright offered that this item was related to the standing officers and committee members. S. Bosse stated she was comfortable leaving 5.3 on the agenda even though it wasn't originally scheduled for the special meeting since it does need to move forward before June.

L. Bresee questioned legal counsel not being present at the meeting due to the discussion around the commissioner appointment areas. J. Mejorado indicated she is prepared to discuss that item as legal counsel.

Motion to approve the agenda with the correction to 5.3 (listed twice), renumbering the Commission Composition item as 5.4 and the Deferred Maintenance item as 5.5. Motion carried by consensus.

Ayes: Bosse, Bresee, Wynn
Noes: None
Abstain: None
Recused: None
Absent: None

3.0 Consideration of May 6, 2020 SOC Meeting Minutes

The SOC meeting minutes for May 6, 2020 were submitted.

Motion to approve minutes as presented.

Ayes: Bosse, Bresee, Wynn
Noes: None
Abstain: None
Recused: None
Absent: None

4.0 Public Comments

There were no public comments.

5.1 Action/Discussion Item

5.2 Consideration of the 2020-2021 First 5 Budget

H. Walsh presented the 2020-2021 First 5 Budget document and indicated the following changes and that the preparation of the budget was consistent with past practice and process:

- Adjustment of the IMPACT grant
- Deletion of the Deputy Director position out of the salaries and wages tab

H. Walsh also reminded the Committee that First 5 Madera County operates a year behind and the budget reflects funds that have already been received.

S. Bosse sought clarification that the budget is not an action item, so much as it is reviewed by the SOC prior to moving to the June Commission meeting. H. Walsh indicated yes, that is correct, staff was just bringing the major changes to the SOC first.

No public comment for this item.

5.3 2020-2021 First 5 Holiday Calendar

H. Walsh commented that all holidays listed are either County, State or Federal holidays except for the following:

- Day before Christmas Eve
- Christmas Eve
- The day after Christmas
- New Year's Eve

H. Walsh reported that after doing some research, he has determined that the holiday calendar has been consistent with these days for a number of years and that some employees have been offered jobs with these holidays listed as one of the benefits of working at First 5. H. Walsh commented that although there are two floating holidays, one is required to be utilized around the Christmas holiday and the other is flexible to be used by staff when they wanted.

L. Bresee asked if the day before Christmas Eve was a holiday. H. Walsh confirmed it was. S. Walsh also confirmed this and offered that counsel was given the holiday calendar and stated that employees were given these holidays as terms and conditions of their employment. L. Bresee commented that she has issue with the day before Christmas Eve being a paid holiday. H. Walsh commented that he's not sure about that specific day, but his research has indicated that the number of days is consistent with other local government time off and these holidays were consistent with days approved by the Commission in the past.

L. Bresee inquired if staff were able to check with other First 5 commissions allowed those four holidays mentioned previously. H. Walsh stated that he did not poll them specifically on which days other commissions allowed, but looked more numerically at the number of holidays offered and that was consistent with Madera First 5, as several of them are associated with County government as well.

S. Bosse commented that she felt the conversation was linked to the conversation had the day prior at the ad hoc committee meeting for the Executive Director recruit with regards to overall compensation. S. Bosse proposed taking this information to the ad hoc committee since the SOC members are all on that committee and deliberate there as a more complete conversation around employee compensation. S. Bosse suggested that there they can get into specifics about what changes can be made, grandfathering staff who had this as part of their agreement of employment, and how that factors in with salary ranges, etc. K. Wynn and L. Bresee both agreed it would be best discussed at the ad hoc committee.

Motion to pull this item for continued discussion at the ad hoc committee meeting.

Ayes: Bosse, Bresee, Wynn
Noes: None
Abstain: None
Recused: None

Absent: None

No public comment for this item.

H. Walsh interjected to clarify that in the event this matter is not resolved prior to the June 3rd Commission meeting, the holidays would continue as presented, (i.e. the July 3rd holiday would be given). S. Bosse stated the plan is to have it by June.

5.4 Commission Bylaws

J. Mejorado stated that questions have come about regarding Yolanda Contreras' seat and the composition of the Commission in general. The Madera County code states that there a certain subgroup of people that qualify for any seat on the Commission that are not specific, designated positions such as BOS, Superintendent of Schools, etc. The issue is the regional requirements that the County ordinance passes down to the Commission. One of those seats is not being fulfilled in the way it's outlined in the ordinance. J. Mejorado stated that the Commission has two options:
1. To fill that seat with someone that lives in the city of Madera. Yolanda Contreras is not a city of Madera resident.
2. Amend the County ordinance to be more broad and accepting of other prospects.

J. Mejorado has looked into the ordinance and discovered that Chowchilla has more of an area seat and it might be preferential to make the city of Madera seat be similar and include several zip codes that would qualify. This would be congruent with Chowchilla. J. Mejorado suggests that the bylaws match the ordinance. H. Walsh states staff didn't move forward with language regarding the ordinance until receiving feedback from the SOC. Also, the Commission has two options: 1. Modify the geographic regions to be consistent with how Chowchilla is presented, or 2. The Commission will adhere to the ordinance and then will need to seek another appointment to fulfill the city of Madera seat.

K. Wynn commented that the SOC had drafted a modification to the bylaws similar to the Chowchilla reasoning using zip codes and believed that modifying the bylaws be sufficient. J. Mejorado replied that her opinion was that it was "doable" to change the ordinance to reflect a "Greater Madera Area" appointment, but need to be specific to zip codes. She explained that the Commission only exists because the County makes it so, so the County has given specific laws and rules to govern the composition of the Commission. So First 5 either needs to make the ordinance and bylaws match, or abide by the original ordinance. K. Wynn sought clarification that the ordinance states that the appointment come from the County of Madera. J. Mejorado stated yes. L. Bresee stated her desire to change the ordinance.

S. Bosse commented that decision-making criteria should not be based on an individual commissioner, but instead based on a process change based on areas of the community that were ineligible to participate because of the original ordinance. S. Bosse stated the need for equal-opportunity to be a rationale for bringing this ordinance change to the BOS.

J. Mejorado commented that the process for ordinance change would be drafting the new ordinance and request it be put on the next BOS agenda. Then at the meeting, staff would need to appear and state why the change is needed and answer questions. S. Bosse stated she thought there would need to be two readings. J. Mejorado stated in the affirmative that yes, it

would need a second reading at the next BOS meeting and then 31 days after the second reading, the ordinance would become law.

K. Wynn pointed out that there are 12 different zip codes in Madera County and that, specifically, Eastern Madera County was a carve out that includes 3-4 zip codes.

Motion includes having the legal team draft an amendment to the ordinance for SOC review.

Ayes: Bosse, Bresee, Wynn
Noes: None
Abstain: None
Recused: None
Absent: None

No public comment for this item.

S. Bosse asked if Commissioner Contreras would need to halt participation until this matter is resolved. J. Mejorado replied that the more conservative approach would be to ask her not to participate, but she is not sure that would make a big difference. She stated that it's not so much that the states have a specific purpose, but that First 5 needs to have all of the areas represented. So if Commissioner Contreras stepped out, it does not mean that the City of Madera was then represented. J. Mejorado would not recommend asking Contreras to pause participation considering the fact that the Commission rarely, if ever, has 5-4 votes. If that were to happen, adjustments would need to be made for that specific item, but going forward with status quo and fixing the ordinance is the best course of action.

5.5 Commission Composition

S. Bosse asked for clarification of the three roles (Commission Chair, Vice President and Secretary) compose the Executive Team. Staff confirmed that this is accurate. A. Flores stated she received a total of 7 surveys as Commissioner Rodriguez does not fill out a survey considering he is the standing Chairman. Commissioner Naz is open to sitting as Vice Chair or Secretary. PGA Committee interest includes Commissioner Wynn, Commissioner Martinez and Commissioner Zarucchi-Mize. SOC Committee interest includes Commissioner Bresee, Commissioner Wynn and Commissioner Bosse. Dr. Massetti would be open to serving on either committee, if needed.

K. Wynn commented that she would like a legal opinion on her participating on both the PGA and SOC and if that was allowable. Also, she would like to continue as Vice Chair for another year. K. Wynn asked if there was a secretary designated for the Commission. A. Flores offered that yes, Dr. Naz served in that role this past year. E. Wright commented that traditionally, Dr. Naz has served in the Secretary role due to his inability to be involved with the subcommittees due to his schedule. For several years he has served in the capacity and been available to sign claims over $500.00 as well as review the Commission meeting minutes. A. Flores indicated that she sent a second email that showed that L. Bresee indicated interest in serving again on the SOC and K. Wynn indicated she would like to participate in SOC and PGA. S. Bosse proposes that K. Wynn continue as Vice Chair and A. Naz continue as Secretary for the 20-21 year. J. Mejorado stated there was no conflict with Dr. Wynn serving on both committees.

S. Bosse noted that Commissioner Contreras did not respond to the survey and has also not participated in the last two commission meetings and wondered about her interest in participation moving forward. E. Wright offered that she did speak with Commissioner Contreras and that she did not miss the meetings intentionally, but that she hadn't checked her email and had assumed everything was "on pause" during the pandemic, including Commission meetings. S. Bosse proposed the PGA be composed of Commissioners Martinez, Zarucchi-Mize and Wynn with SOC being comprised of Commissioner Bresee, Wynn and herself. S. Bosse indicated interested in the position of HR Liaison and L. Bresee indicated interest in the Operations Liaison role. S. Bosse asked if a fiscal liaison was required on the Commission. J. Mejorado responded that she didn't see anything in the bylaws that were that prescriptive or specific.

S. Bosse proposed to keep committees as presented based on committee members' self-selections. S. Bosse asked if this action precludes Commissioner Contreras from joining a committee later on. J. Mejorado commented that Commissioner participation is required and so would not preclude Commissioner Contreras from participating in the future.

No public comment on this item.

5.4 Deferred Maintenance Budget

E. Wright commented that as the committee was aware, the previous Operations Manager put together the deferred maintenance document and so staff originally was not aware of the status on many items. Staff stated that the changes per recommendations from the last meeting were made to the spreadsheet, which consisted of combining all Madera items on one tab and all Chowchilla items on another. E. Wright stated that research was done to see which items had been completed and those were indicated on the spreadsheet with a strikethrough and that those dollar amounts were not included in the grand total. Staff outlined the items on the spreadsheet that still need to be completed. Staff mentioned that the budget of $20,000 for the 2019-2020 year was unexpended as of the time of the meeting and the items shown to be completed came out of the 2018-2019 budget. Another standard allocation of $20,000 is budgeted for 2020-2021, along with the rollover amount from 2019-2020, for a total deferred maintenance budget of $40,000.

L. Bresee indicated that the issue with the tree removal wasn't as much beautification, but environmental and the previous Operations Manager was supposed to be looking into if First 5 had the option to remove the trees. E. Wright suggested staff could research that option with the City and if the committee can approve as presented and the trees cannot come out, staff would not expend those dollars. H. Walsh commented that even though this year will be challenging times, First 5 has the funds currently and should be prudent to give the new ED resources to address the pending deferred maintenance issues.

S. Bosse stated that knowing that budgets are going to get tight, she advised that we should use funds to complete items that are truly needed. She stated that she didn't believe that the Talk. Read. Sing. Logo is a priority as well as the FRC logo for the east side of the building. S. Bosse recalled that for the tree removal, the City did not give permission because they provided shade on a main street, but if staff wanted to ask, she would be fine with that. She also stated concern with choosing carpet and staff should look for a flooring selection that is more durable and would last longer. L. Bresee stated in her business managing properties, she is using a vinyl plank flooring that lasts 25 years and is easy to install and waterproof. It is also cheaper than carpet in

most cases. S. Walsh commented that staff can get bids for different options and bring them back to the committee for consideration.

H. Walsh stated that staff recommended removal of the building logos as well, but WCW wished to keep it on the list for the committee to discuss.

K. Wynn commented that since the building parking lot isn't in high demand right now, she would be willing to bring volunteers to paint the parking lot lines. If First 5 bought the materials, she would be willing to provide the volunteers. E. Wright commented that as long as we could make sure they could do the handicapped stalls, that might be an option and the finer details could be worked on offline.

E. Wright moved into describing the Chowchilla deferred maintenance list, which also has completed items shown with a strikethrough. She confirmed that the wiring on the fire panel was completed, which was of concern last meeting. She also stated that the carpet was replaced in the Children's activity room. The pending items were listed. E. Wright discussed the afternoon sun issue in the lobby that discolors the furniture and the rugs, so the spreadsheet includes the cost of tinting the windows and adding blinds.

E. Wright mentioned the grant total of both FRC items was over $37,000, but with the removal of the building logos, staff would have more of a cushion for the 2020-2021 year in case a need arose. E. Wright lost connection and left the meeting momentarily.

S. Bosse asked for clarification on the two projectors being listed for Chowchilla, one being ceiling mounted and one not. E. Wright clarified that only ceiling mount projectors are used, so they are just described differently on the spreadsheet. Per IT, both the Children's Room and Training Room projectors are due to be replaced. K. Wynn asked if the projectors could be used wirelessly. E. Wright stated that we don't currently have that technology and that we recently switched our connection over to HDMI because all new laptops require HDMI. E. Wright stated she can look into the wireless option but that we provide the public with an HDMI cord to use.

L. Bresee commented that the window tinting in Chowchilla is very important considering the summer months are coming. L. Bresee stated she believed the window tinting and the blinds were the most cost effective way to move forward.

S. Bosse proposed waiting on the FRC logo for the east side of the building as well to give a cushion and moving forward with everything else. Also, move forward with exploring tree removal with the City as well as parking lot striping using volunteers. S. Bosse also stated that the computer on the list doesn't seem like a deferred maintenance cost. Where a projector seems to be part of the building, a computer seems like a different type of asset. E. Wright responded that the rationale behind the computer coming out of deferred maintenance was that several computers in Madera were replaced out of the deferred maintenance budget in 2018-2019 due to ITs recommendation for a complete overhaul This overhaul was needed due of the age and condition of most of the technology. The Chowchilla computer was the last piece of that overhaul project that had not been replaced. S. Bosse stated it could be left in deferred maintenance if it was leftover from a previous project.

H. Walsh indicated staff would make the adjustments as suggested. K. Wynn and L. Bresee agreed with the proposal of the Chair with the adjustments. A. Manzano mentioned that Mang

had checked with the City on the parking lot lines and they stated they would not be able to take care of that item. L. Bresee commented that she would be able to share flooring samples with staff.

6.0 Announcements

E. Wright announced that First 5 Madera County was awarded a grant from the California Family Resource Association in the amount of a little over $36,000 to support foster youth in Madera. The grant was a quick turnaround in order to be responsive to needs during the pandemic. Staff is working with DSS and CASA to distribute those relief funds and some funds will also support FRC families. Plans for the funds include grocery gift cards, activity kits and calming kits.

H. Walsh complimented staff on the quick turnaround for the submittal of grant.

S. Walsh asked if the committee was going to discuss the reimbursable expense policy. J. Mejorado stated she did not see it on the agenda and so it cannot be discussed. S. Bosse asked that it be put on the next SOC meeting in June.

J. Mejorado asked for direction regarding the ordinance amendment and if it needed to be brought back to the SOC or will it go to the full Commission. S. Bosse replied that she believed it should go to the full Commission and liked the idea of splitting it up using zip codes.

L. Bresee thanked WCW and First 5 staff for keeping things together at First 5 and sharing of information. H. Walsh also complimented First 5 staff and stated he will work with counsel to ensure the ordinance and bylaws match.

7.0 Next Meeting

First 5 Madera County Commission Meeting–Wednesday, June 3, 2020 at 8:00 a.m.
Staffing and Operations Committee Meeting-Wednesday, June 3, 2020 at 10:00 a.m. (or directly after the Commission meeting).

8.0 Meeting Adjournment

The Staffing and Operations Meeting adjourned at 2:58 p.m.

PROGRAM AND GRANT AWARDS COMMITTEE MEETING

First 5 Madera County
525 East Yosemite Avenue
Madera, CA 93638

Thursday, May 21, 2020
7:30 a.m.
Minutes

ATTENDANCE	
Commissioners:	Cecilia Massetti, Ed.D Karen Wynn, PhD Nina Zarucchi-Mize
Absent:	Deborah Martinez
Staff:	Hub Walsh, WCW Consultants Erika Wright, FRC Manager Xochitl Villaseñor, Program Manager
Public:	None

1. Call to Order
   Committee Chair, Cecilia Massetti, called the meeting to order at 7:37 a.m.

2. Adoption of Committee Agenda
   Agenda for the May 21, 2020 meeting was submitted.

   Committee Chair Massetti requested pulling Item 5.2 Review of the 2020-2021 First 5 Madera County Budget. Because the item would be discussed at both the PGA & SOC Meetings, there could be the appearance of having a serial meeting.

   Agenda was approved with the removal of Item 5.2 by consensus.

3. Adoption of the Committee Minutes
   Minutes for the March 19, 2020 meeting were submitted.

   Minutes were approved by consensus.

4. Public Comment
   None.

5. Action/Discussion
   5.1 Discuss Proposed Changes to CASA's 2019-2020 MOP to reflect current COVID Crisis Needs

X.Villaseñor gave background information regarding the current funded programs i.e. CASA of Fresno and Madera Counties and Camarena Health Clinics. X.Villaseñor reminded the committee that during the March PGA Meeting, there was conversation regarding the possible impact COVID-19 would have on the successful implementation of programmatic activities. Staff was directed to follow-up with both programs to offer flexibility towards MOP activities in order to respond to pandemic needs for children and families 0-5 years old.

Camarena had no request for flexibility; however, CASA requested the purchase of specific items to assist foster children experiencing higher levels of stress during this time (Calming Kits). The Executive Director, Wilma Hashimoto, shared that they received funding from First 5 Fresno towards Calming Kits specifically to support families during this pandemic. CASA would like Madera County families to receive the same support. Staff instructed CASA to submit a formal request detailing the budget and impact. X.Villaseñor reviewed this with committee members.

K.Wynn questioned the person authorized to negotiate contract changes. X.Villaseñor offered that normal negotiations would be conducted with the First 5 ED and the funded program's identified decision-maker. When a request is outside of the scope of the original contract, the request would be brought forward to the PGA for review. K.Wynn shared that she would like a more clear and definitive processes to be followed. H.Walsh clarified that this is something WCW is contracted to determine and will continue working with staff to streamline. S.Walsh offered that the Commission needs to determine at what level it wants to be involved i.e. what the thresholds/levels are; is it based on an amount; what authority does the Commission want to give each committee, etc. There was further conversation regarding the budgetary thresholds. X.Villaseñor provided details of those thresholds. After hearing that the First 5 Madera County ED has authority to negotiate/approve budgetary changes up to 24%, K.Wynn recommended decreasing that to the federal level of 10%, and that the Commission review and approve each modification request received regardless of threshold. C.Massetti suggested clarifying the tasks and responsibilities of each standing committee first and then adding the thresholds to better reflect the roles of each standing committee. C.Massetti recommended creating a flow chart to assist with this.

C.Massetti brought up a concern of the precedence the Commission might be establishing based on the request from CASA. X.Villaseñor clarified that the request came as a result of staff contacting the program based on PGA direction. Also, it was clarified that this flexibility is only being offered for the 2019-2020 fiscal year – the amendment will not be carried into the 2020-2021 fiscal year. K.Wynn requested a report from CASA to assure services are being provided equally to all Madera Areas. X.Villaseñor clarified that the program was funded to provide services to 0-5 year old foster children in partnership with DSS and not based on the geographic areas.

C.Massetti recommended following up with CASA to provide the following:

- A letter stating which activities could not be met due to COVID-19, and requesting a reduction to the budget of $7,150 due to this.
- A 2nd letter requesting funds specific for the Calming Kits. This could be achieved via mini-grants or other methods.

Once staff receives these letters, they would be presented at the June Commission Meeting for review and approval.

5.2 Discussion on Possible Establishment of an Emergency Relief Fund

E.Wright proposed discussing possible strategies to support partner agencies in light of the current health situation. Erika shared how some counties are supporting their families and recommended using some of the unspent Strategic Investment funds to invest in an "Emergency Relief Fund" towards these supports.

C.Massetti inquired if there was a proposed focus for these funds i.e. allowable costs, child care providers versus agencies, etc. E.Wright offered that many similar-sized counties were offering small grants of $250 to grants upwards of $25,000. Counties are being flexible with how funds are being implemented. Some examples include: staff time, slots, calming kits, etc.

t was determined that $150 gift cards would be provided to First 5 Madera County FRC families and in-home child care providers, assuring that all county areas are being serviced, at the following funding levels:

- City of Madera $10,000
- Eastern Madera County $5,000
- Chowchilla $5,000
- Madera Ranchos $5,000

A total of $25,000 will be redirected from the Strategic Investments Pilots category to afford the Emergency Relief Gift Cards.

5.3 Confirmation of 2020-2021 PGA Calendar

X.Villaseñor reviewed the proposed 2020-2021 PGA Calendar to remain consistent with the current structure.

K.Wynn requested the date and time be changed due to the earliness of the current meetings and her commute from Eastern Madera County.

The Committee offered changing the date and time of the meeting to the 3rd Friday of the month at 9am.

Since Commissioner Martinez was absent, staff was directed to follow-up with her to confirm the change works for her and to send the confirmation via email to all members. The agenda item was tabled until the July PGA Meeting.

5.4 IMPACT Update

X.Villaseñor gave a brief update on IMPACT. All infant/toddler backpacks have been distributed. All partners, except for the Madera FRCs, have also received the preschool backpacks and have shared pictures of the children receiving in their backpacks. The Madera FRCs is working with John Wells Youth Center to determine its preschool backpack distribution.

6. Announcements

- There was a misunderstanding of the meeting format and Commissioner Martinez contacted staff informing them she was trying to physically attend the meeting versus logging on to Zoom.

7. Next Meeting
   First 5 Madera County Commission – June 3, 2020
   Program and Grants Award Committee Meeting – NO MEETING

8. Meeting Adjourned at 9:15 a.m.